

WIELAND

2015
price book

the 1990s, the number of people in the UK who are employed in the public sector has increased from 10.5 million to 12.5 million, and the number of people in the public sector who are employed in health care has increased from 2.5 million to 3.5 million (Department of Health 2000).

There are a number of reasons for this increase. One of the main reasons is the increasing demand for health care services. The population of the UK is ageing, and there is a growing number of people with chronic conditions such as heart disease, diabetes, and asthma. This has led to an increase in the number of people who are hospitalized and the length of their stays. In addition, there has been a growing emphasis on preventive care, which has led to an increase in the number of people who are screened for cancer and other diseases.

Another reason for the increase in the number of people employed in the public sector is the increasing demand for health care services. The population of the UK is ageing, and there is a growing number of people with chronic conditions such as heart disease, diabetes, and asthma. This has led to an increase in the number of people who are hospitalized and the length of their stays. In addition, there has been a growing emphasis on preventive care, which has led to an increase in the number of people who are screened for cancer and other diseases.

There are a number of reasons for this increase. One of the main reasons is the increasing demand for health care services. The population of the UK is ageing, and there is a growing number of people with chronic conditions such as heart disease, diabetes, and asthma. This has led to an increase in the number of people who are hospitalized and the length of their stays. In addition, there has been a growing emphasis on preventive care, which has led to an increase in the number of people who are screened for cancer and other diseases.

There are a number of reasons for this increase. One of the main reasons is the increasing demand for health care services. The population of the UK is ageing, and there is a growing number of people with chronic conditions such as heart disease, diabetes, and asthma. This has led to an increase in the number of people who are hospitalized and the length of their stays. In addition, there has been a growing emphasis on preventive care, which has led to an increase in the number of people who are screened for cancer and other diseases.

There are a number of reasons for this increase. One of the main reasons is the increasing demand for health care services. The population of the UK is ageing, and there is a growing number of people with chronic conditions such as heart disease, diabetes, and asthma. This has led to an increase in the number of people who are hospitalized and the length of their stays. In addition, there has been a growing emphasis on preventive care, which has led to an increase in the number of people who are screened for cancer and other diseases.

There are a number of reasons for this increase. One of the main reasons is the increasing demand for health care services. The population of the UK is ageing, and there is a growing number of people with chronic conditions such as heart disease, diabetes, and asthma. This has led to an increase in the number of people who are hospitalized and the length of their stays. In addition, there has been a growing emphasis on preventive care, which has led to an increase in the number of people who are screened for cancer and other diseases.

There are a number of reasons for this increase. One of the main reasons is the increasing demand for health care services. The population of the UK is ageing, and there is a growing number of people with chronic conditions such as heart disease, diabetes, and asthma. This has led to an increase in the number of people who are hospitalized and the length of their stays. In addition, there has been a growing emphasis on preventive care, which has led to an increase in the number of people who are screened for cancer and other diseases.

There are a number of reasons for this increase. One of the main reasons is the increasing demand for health care services. The population of the UK is ageing, and there is a growing number of people with chronic conditions such as heart disease, diabetes, and asthma. This has led to an increase in the number of people who are hospitalized and the length of their stays. In addition, there has been a growing emphasis on preventive care, which has led to an increase in the number of people who are screened for cancer and other diseases.

contents

quick reference

Quick Reference.....	6
Finishes Guide.....	8

terms and conditions

Contact Information.....	10
Definitions.....	10
General Terms.....	10
Authorized Dealers.....	10
Applicable Law.....	10
Government Regulations.....	10
Prices & Payment Terms.....	10
Prices.....	10
Taxes.....	10
Invoicing.....	10
Terms of Payment, Security Interest & Lien Rights.....	10
Title & Risk.....	10
Ordering and Lead Time.....	11
Ordering.....	11
Order Acknowledgement.....	11
Change Orders.....	11
Cancellations.....	11
Lead Time.....	11
Custom Products and Materials.....	11
Customer's Own Material.....	11
Product Design, Compliance & Safety.....	11
Product Design.....	11
Compliance.....	11
California Air Resources Board (CARB) Comp.....	11
GreenGuard Certification.....	11
Freight & Delivery.....	12
Freight.....	12
Minimum Shipping and Handling Charge.....	12
Delivery.....	12
Storage Fees.....	12
Returns & Claims.....	12
Returns.....	12
Damage Claims.....	12
Other Claims.....	12

Ordering Information

Dimensions and Weights.....	13
Left vs. Right Specifications.....	13
Fabric Zones.....	13
Fabric Grades.....	13
Thermoform Colors.....	13
Urethane Colors.....	13
Soft Edge Colors.....	13

Vinyl Table Edge Colors.....	13
Wood Finishes.....	13
Custom Products and Materials.....	14
Customer's Own Materials.....	14
Stack Chairs.....	14
Glide Options.....	14
Interlock Options.....	14
Custom Height Charges.....	14
Laser Cut and Custom Color Fill Charges.....	14

warranty

Wieland Warranty.....	15
Wieland Fabric Warranty.....	15

order checklist

General Information.....	16
Seating Units.....	16
Modular Seating.....	16
Tables.....	16
COM Fabric.....	16
Specials.....	16
Contracts.....	16

product pricing

Allay®.....	18
Arm Style Options.....	18
Base Options.....	18
Leg Styles.....	18
Back Styles.....	18
Metal Surface Finish Options.....	18
Wood & Thermoform Finish Options.....	18
Specification Worksheet.....	19
Sleep Sofa.....	20
Arc.....	24
Modular Seats and Arms.....	26
Large Scale Seating.....	27
Large Scale Wallsaver and Freestanding Table.....	29
Large Scale Modular Seats and Arms.....	30
Arris.....	31
Modular Seats.....	35
Modular Arms.....	36
Modular Tables.....	39
Freestanding Tables.....	40
Bariatric.....	41
Bariatric Modular Seats.....	43
Recliners.....	44
Sleep Chairs.....	45
Autumn.....	46

Braun.....	47
Modular Seats.....	49
Modular Arms.....	50
Modular Tables.....	51
Freestanding Tables.....	52
Bridge.....	53
Auburn.....	53
Garrett.....	55
Lafayette.....	56
Mitchell.....	57
Rockport.....	58
Freestanding Tables.....	60
Cannon.....	61
Modular Seats and Tables.....	62
Modular Arms.....	63
Freestanding Tables.....	64
Capital.....	65
Arm Chairs.....	65, 68
Benches.....	67
Wallsavers.....	71
Patient Chairs.....	72
Modular Seats.....	73
Modular Arms.....	74
Modular Tables.....	78
Lounge.....	79
Lounge Modular Seats.....	81
Lounge Modular Arms.....	82
Lounge Modular Tables.....	83
Freestanding Tables.....	84
Hip Chair.....	85
Gliders.....	86
Recliners.....	89
Sleep Chairs.....	91
Cavetto.....	93
Chair.....	93
Cove.....	94
Patient Chairs.....	96
Modular Seats.....	97
Modular Arms.....	98
Lounge.....	99
Freestanding Tables.....	100
Recliners.....	101
Patient Recliners.....	102
Orthopedic Recliners.....	103
Sleep Recliners.....	104
Orthopedic/Sleep Recliners.....	105
Trendelenburg Recliners.....	106

contents

product pricing, continued

Curie.....	107
Modular Seats and Tables.....	108
Modular Arms.....	109
Freestanding Tables.....	110
Deli.....	111
Duroply.....	112
Flow.....	113
Modular Tables, Freestanding Tables.....	115
Grille.....	116
Horizon.....	117
Kidz.....	118
Kindred.....	119
Laurelwood.....	120
Mid Back.....	121
Bariatric.....	123
Bariatric Mid Back.....	124
Benches and Accessories.....	125
Loop.....	126
Modular Seats.....	126
Mission.....	128
Parlor.....	130
Side Chairs.....	130
Bar Stools.....	131
Planar.....	132
Plyfold.....	134
Accessories.....	135
Plylok.....	136
Upholstered Seat.....	136
Wood Seat.....	137
Back Styles.....	138
Accessories.....	139
Bar Stools, Counter Stools.....	140
Plylok Jr.....	141
Portal.....	142
Large Scale.....	143
Rally.....	144
Modular Lounge.....	144
Reflect.....	148
Wide Scale.....	152
Freestanding Tables.....	153
Regal III.....	154
Scroll.....	155
SleepToo®.....	156
Sleep Sofa.....	156
Arm Cap Options.....	156
Leg Styles.....	156

Base Options.....	156
Finish Options.....	157
Specification Worksheet.....	158
Classic.....	159
Classic Virtual Family Room®.....	160
Custom.....	161
Custom Virtual Family Room®.....	162
Tetra.....	163
Modular Seats.....	168
Modular Arms.....	171
Modular Tables.....	173
Bariatric.....	174
Bariatric Modular Seats.....	176
Trace.....	178
Metal Waiting.....	178
Wood Waiting.....	179
Metal Patient.....	180
Wood Patient.....	181
Occasional Tables.....	182
Transom.....	183
Versant.....	185
Arm Chairs.....	185
Wallsavers.....	187
Patient Chairs.....	188
Wallsaver Patient Chairs.....	189
Modular Seats.....	190
Modular Arms.....	191
Modular Tables.....	193
Lounge.....	194
Freestanding Tables.....	195
Glider.....	196
Recliners.....	200
Patient Recliners.....	201
Orthopedic Recliners.....	202
Sleep Recliners.....	203
Orthopedic Sleep Recliners.....	204
Trendelenberg Recliners.....	205
Sleep Chairs.....	206
Wedgewood.....	207
Mid Back.....	208
Bariatric.....	210
Bariatric, Benches and Accessories.....	211

tables

Tables.....	214
1030 Freestanding Tables.....	214
3600 Series Occasional Tables.....	214
4500 Series Tables.....	215

4500 Series Radius Corner Top Tables.....	216
4600 Series Tables.....	217
4700 Series Tables.....	218
50A Freestanding Tables.....	219
Arris Freestanding Tables.....	221
Bridge Freestanding Tables.....	221
Capital Freestanding Tables.....	221
Cove Freestanding Tables.....	221
E Series Freestanding Tables.....	221
Flow Tables.....	222
Reflect Freestanding Tables.....	222
Trace Occasional Tables.....	222
Versant Freestanding Tables.....	222
20C Cylinder Tables.....	223
20R Cube Tables with Radius Corners.....	224
Cube and Cylinder Tables.....	226
Table Top and Base Information.....	227
Table Tops.....	229
Wood Table Bases.....	237
Metal Table Bases.....	238
Table Accessories.....	244

task chairs

Encore-G.....	246
Trey®-G.....	247

chapel furniture

Vantage.....	250
Vantage SE.....	251
Accessories.....	252
Oaklok-Paragon.....	253
Frontals.....	254
Accessories.....	255
Unity.....	257
Accessories.....	260
Chancel.....	261
Series II.....	262
Series III.....	265
Series IV.....	269
Series VI.....	271
Additional Chapel Product Accessories.....	274
Index.....	276

quick reference

quick reference

	lounge	guest	modular	patient	bariatric
ALLAY®	20			20	20
ARC	24		26, 30	25, 27, 29	
ARRIS	31, 32		35, 43	34, 42	41
AUTUMN		46 ♂			
BRAUN	47		49	47	
BRIDGE	53				
CANNON	61		62		
CAPITAL	65, 68, 79		73, 81	72	68, 70-72
CAVETTO	93 ♂				
COVE	94, 99		97	96, 102	94
CURIE	107		108	107	
DELI		111			
DUROPLY		112 ♂			
FLOW	113		115		
GRILLE		116			
HORIZON		117 ♂			
KIDZ	118				
KINDRED		119			
LAURELWOOD	120 ♂			122 ♂	123 ♂
LOOP	126		126		
MISSION		128 ♂			
PARLOR		130			
PLANAR	132				
PLYFOLD		134 ¶			
PLYLOK	141 ¶	136 ¶			136, 137 ¶
PORTAL	142				
RALLY	144				
REFLECT	148 ♂				
REGAL III		154 ¶			
SCROLL	155				
SLEEPTOO®	159			159	159
TETRA	163, 165		168, 176		174
TRACE	178, 179			180, 181	178, 179
TRANSOM		183 ¶			
VERSANT	185, ♂ 194		190	188, 189, 201	
WEDGEWOOD	207			209	210

¶ Stackable ♂ Available with casters

quick reference

recline	sleep	glide/rock	dine	occasional tables	benches
	20 Ⓞ				
				29	25, 28
44 Ⓞ	45 Ⓞ			40	
			46 Ⓞ		
				52	
				60	
				64	
89 Ⓞ	91	86		84	67
101 Ⓞ	104			100	
				110	
			111		
			112 Ⓞ		
				115	
			116		
			117 Ⓞ		
				118	
			119		
		122 Ⓞ			125
			128		
			131 Ⓞ		
			136 📦, 140		
				153	148, 150, 151
			154 📦		
	159 Ⓞ				
					164, 166
				182	
			183 📦		
200 Ⓞ	203 Ⓞ	196		195	
		209 Ⓞ			211

finish guide

	wood					non-wood			urethane			metal				
	oak	maple	beech	mdf	cherry	thermoform	solid surface	laminata	black 300	espresso 059	khaki brown 064	black	silver	blonde gold	bronze	gunmetal
Allay®	•	•				•			•	•	•	•	•*			
Arc	•	•														
Arris	•	•														
Autumn			•													
Braun				•					•							
Bridge	•	•														
Cannon				•					•							
Capital	•	•							•	•	•					
Cavetto	•	•										•	•			
Chancel	•	•			•											
Cove	•	•							•	•	•	•				
Curie				•												
Deli			•													
Duroply			•													
Flow	•	•										•	•			
Grille			•													
Horizon			•													
Kindred			•													
Laurelwood			•						•	•	•					
Loop																
Mission			•													
Oaklok	•	•			•											
Paragon	•	•			•											
Parlor			•									•	•			
Planar	•	•														
Plyfold			•													
Plylok			•													
Portal	•	•														
Rally						•							•			
Reflect	•	•										•	•			
Regal III			•													
sleepToo®	•	•				•	•		•	•	•	•	•	•	•	•
Scroll	•	•														
Tetra	•	•														
Trace			•			•	•	•	•	•	•		•			
Transom		•										•	•†			
Unity®	•	•			•											
Vantage			•													
Versant	•	•							•	•	•	•				
Wedgewood			•						•	•	•					
1030 Tables	•	•						•								
3600 Tables			•					•								
4500/4600 Tables			•				•	•								
4700 Tables						•							•			
50A Tables		•						•								
Cube/Cylinder Tables	•	•						•								
Dining Tables	•	•					•	•				•				

* Metal finish is natural aluminum and is a warmer tone than silver

† Metal finish is chrome

terms and conditions

terms and conditions

CONTACT INFORMATION

Please contact Wieland with questions or for assistance.
Wieland
P.O. Box 1000,
Grabill, IN 46741
888.WIELAND (943.5263) | Fax 260.627.6496
wielandhealthcare.com | sales@wielandhealthcare.com

Wieland is a brand of Sauder Manufacturing Co.

DEFINITIONS

In these Terms and Conditions, unless inconsistent with the context or subject-matter: "Company" means Sauder Manufacturing Co., its subsidiaries, servants, employees and agents; "Purchaser" means the party described as purchaser; "Goods" means the items which are described as goods on the Order Acknowledgement.

GENERAL TERMS

AUTHORIZED DEALERS

Possession of these terms and conditions, product information and/or price list does not imply the right to purchase products illustrated and priced therein. Sales are confined to accounts with credit approval only. A minimum of 30 percent down payment is required on all orders until credit is established.

APPLICABLE LAW

The Contract shall in all respects be construed in accordance with and governed by the substantive laws of the State of Ohio, without reference to its choice of law rules.

GOVERNMENT REGULATIONS

Customer shall comply with all applicable governmental laws, codes, and regulations, including building and fire codes applicable to this purchase and including design, type of material and installed arrangement thereof.

PRICES & PAYMENT TERMS

PRICES

Published prices are list, FOB Destination, per zone destination. Prices do not account for special delivery situations, including the following, which are the responsibility of the Purchaser:

- Dedicated delivery appointments
- Multiple drops on site per shipment
- Multiple shipments per order (that could be accommodated by one delivery)
- Lift gate
- Charges for cartons, packaging, and crating, beyond the normal company shipping methods
- Storage or insurance claims
- Sales and other taxes
- Local delivery, uncrating, and installation (if applicable)

Prices on order acknowledgements are net. Company reserves the right to change prices prior to order acknowledgement without notice. Company reserves the right to increase prices by one-half percent per month, or any part thereof, if Purchaser delays delivery of the furniture in excess of 12 weeks beyond the approximate delivery time specified on the original order.

PERFORMANCE BONDS

If a bond is required the cost shall be 1% of the total Contract. If a bond is not specifically listed on the Contract it is not included. If a bond is purchased, the bond will only cover substantial completion of the project plus one year of the warranty period.

TAXES

All sales are subject to sales tax unless a valid sales tax exemption certificate or, resale certificate for the ship-to state, accompanies the order.

INVOICING

Product will be invoiced at the time of shipment, or as designated by the order acknowledgment. If a partial order is shipped and a backorder is created, Purchaser will be invoiced for the portion that shipped.

TERMS OF PAYMENT, SECURITY INTEREST AND LIEN RIGHTS

Credit will be established based upon Company's determination of credit worthiness. A deposit or prepayment may be required on certain accounts after credit review. Credit terms are 30 days net from date of invoice and/or as designated by the order acknowledgement. Company may cancel or change credit terms at its discretion and may request advance payment at any time. No order will be released for production without a credit approval from the Credit Department. Company may at its option, and without notice, raise or allow charges in excess of any credit limit granted. The applicant understands and agrees they (the purchaser) are responsible for all charges on the account. All payments due to Company shall be paid without any set-off or claim.

Applicant agrees to pay a service charge of 1.5 percent per month or as allowed by law on all past due accounts. A past due account is an account that remains unpaid for more than thirty (30) days. Until such time that an account and/or an order is paid in full to the Company, Company shall retain a security interest in and lien on all materials, merchandise, furnishings, and/or goods manufactured, provided, delivered or otherwise on said account and/or order. Company reserves and may exercise any and all rights and remedies with respect to said materials, merchandise, furnishings, and/or goods against the Customer and/or any individual or entity in possession of or claiming an interest in said materials, merchandise, furnishings and/or goods, including but not limited to demanding assembly of the goods at the direction of Company, re-taking possession and selling and applying proceeds of any sale toward the account, and/or filing suit. All charges are payable according to these terms and conditions unless otherwise prearranged and agreed to in writing by Company.

Applicant agrees that any lawsuit to enforce the rights and/or obligations of the parties in this relationship must be brought in the State of Ohio, County of Fulton and no other forum. In addition, should the parties be required to instigate litigation, applicant shall be responsible for collection of agency fees, court costs, reasonable attorney fees incurred by Company and pre-judgment interest as set forth above.

TITLE & RISK

Title to all Goods shall pass from Company to the Purchaser upon Company's receipt of payment in full under this Contract or any change thereof.

Risk of loss or damage to the Goods becomes the responsibility of the Purchaser upon delivery. Unless otherwise specified in writing, Company will determine the method of shipment and carrier. If products are shipped via the Purchaser's choice of carrier, Company is not responsible for damage in shipment.

The Purchaser will insure the Goods against all insurable risks in the name of the Purchaser and also in the name of Sauder Manufacturing Co. as the unpaid vendor for their full insurable value.

ORDERING & LEAD TIME

ORDERING

A signed purchase order or contract received via mail, fax or email is required before an order is processed. In addition, credit applications, credit references and/or advance payments may be required for newly established accounts. Orders are not scheduled in production nor materials purchased until all details are received.

ORDER ACKNOWLEDGEMENT

Orders are not binding until the order acknowledgement is delivered. Any error or discrepancy on the acknowledgement must be reported to Company in writing within three (3) working days from the receipt of the acknowledgement. All modifications to the acknowledgement must be reconfirmed and signed by the Company. Cashing a down payment check does not constitute acceptance.

The Company's Terms and Conditions will serve as the final expression of the agreement between Purchaser and Company, and supersedes all prior oral and written statements regarding the order.

Any proposal for additional or different terms, or any attempt by Purchaser to vary in any degree any of the terms in buyer's acceptance is hereby objected to and rejected.

CHANGE ORDERS

The order as shown on the Order Acknowledgement can be modified only by a written communication or reconfirmation signed by Company.

Company may, at its discretion, accept reasonable change orders with the following conditions:

- The request for change must be submitted in writing and received before order specific parts have been purchased and/or the manufacturing process has begun.
- Changes may be subject to additional charges for material, labor, restocking and administrative costs.
- Changes may result in an extended delivery date.

CANCELLATIONS

Any deposit made with respect to the order is non-refundable. The Company reserves the right to cancel any order, with notice to purchaser, due to breach of obligation or contract. Additionally, if an order is cancelled after order specific materials have been purchased and/or production has started, the customer will be responsible for the cost associated with those materials or production. Any Customer's Own Material (COM) supplied will be returned "as-is", this applies to any fabric that has been cut, wood parts with a finish applied, and all laminates. A cancellation or restocking charge of 1/3 of the net sale is applicable on orders cancelled.

LEAD TIME

Lead times will vary based on specifications chosen and available manufacturing capability. Consult your authorized sales representative or the home office when placing your order to determine estimated ship date.

CUSTOM PRODUCTS AND MATERIALS

All nonstandard designs and materials are subject to a surcharge; contact Company for approval and pricing. The use of nonstandard designs and/or materials may cause extended delivery times and reduced warranty coverage.

CUSTOMER'S OWN MATERIAL

Company reserves the right of preliminary approval for all COM, prior to order acceptance. Even after such preliminary approval, Company reserves the right to reject COM if, upon physical inspection of the material, it proves unacceptable for use on Company products. When COM is accepted, Company assumes no responsibility for appearance, durability, color fastness, or any other quality after it is upholstered on a Company product.

Orders with COM are not scheduled into production until all materials are received and inspected. At Company's discretion, additional yardage, labor charges, or handling surcharges may be required as a condition of COM acceptance. COM delivered to Company without proper identification can be refused, and Company shall have no responsibility for loss or any other claims.

PRODUCT DESIGN, COMPLIANCE & SAFETY

PRODUCT DESIGN

Company reserves the right to make changes in design and construction or discontinue products without prior notice.

COMPLIANCE

Products offered by Company do comply with the requirements of local, state and national fire codes. The products offered as a base are manufactured with any resilient filling materials and textiles in compliance with California Technical Bulletin TB117-2013.

However, any verification of compliance of COM materials with TB117-2013 is the responsibility of the person specifying the COM material.

Many of the products offered, if ordered or specified to comply with CA TB133, can be produced to comply with this standard. See Price Book for CA TB133 product availability and any additional item up-charge. Additional fabric may be required to comply with CA TB133, please contact Company for yardage requirements.

CALIFORNIA AIR RESOURCES BOARD (CARB) COMP.

Products offered do comply with the Air Toxic Control Measure (ATCM) 93120 Phase 2, from the state of California.

GREENGUARD® CERTIFICATION

Company has achieved GREENGUARD® Certification. GREENGUARD certified products are certified to GREENGUARD standards for low chemical emissions into indoor air during product usage. For more information, visit ul.com/gg or contact Company for a complete list of all our GREENGUARD certified products.



terms and conditions

FREIGHT & DELIVERY

FREIGHT

Unless otherwise arranged in writing, all Company shipments are made on a site-to-site basis (back of trailer). Unless otherwise specified in writing, we will determine the method of shipment and carrier. All weights and dimensions provided in product literature are approximate. See map below for zone identification within the continental United States. Contact your authorized sales representative for pricing in Alaska, Hawaii and outside the United States.



MINIMUM SHIPPING AND HANDLING CHARGE

Orders that weigh less than 200 lb. will require an additional shipping and handling charge. See the chart below to determine the net charge based on total order weight. Prices are net.

	0-10 lbs	11-20 lbs	21-50 lbs	51-100 lbs	101-199 lbs
ZONE 1	\$20	\$40	\$60	\$80	\$100
ZONE 2	\$25	\$50	\$75	\$100	\$125
ZONE 3	\$30	\$60	\$90	\$120	\$150
ZONE 4	\$35	\$70	\$105	\$140	\$175

DELIVERY

Company shall not be liable for delays in delivery of furniture caused by fire, strikes, weather or from causes beyond its control.

The Goods may arrive in cardboard boxes. Unless otherwise specified, it is the Purchaser's responsibility to arrange for the disposal of the boxes.

STORAGE FEES

If Goods are ready for shipment according to the terms of the order acknowledgement or subsequent change order, and the Customer cannot receive as stated, the Goods may, at our discretion, be shipped to storage facilities, or put in storage at the Purchaser's expense. The Company reserves the right to deny storage of the Goods due to lack of available space. Storage fees are 2% of purchase price per month. These charges can, at Company's option, be added to the order total amount due or invoiced separately and issued monthly. If invoiced separately, it is required to be paid before shipment. All risk of damage, destruction, theft or loss while in storage shall be the responsibility of Purchaser.

RETURNS & CLAIMS

RETURNS

No merchandise may be returned to the Company without prior written consent from Company, and any returns must be in accordance with Company's shipping instructions. If approved, returns for reasons other than valid warranty claims will be subject to shipping and handling charges, and must be made, FOB the Company. In addition, restoration and restocking charges may be charged to Purchaser.

DAMAGE CLAIMS

Freight terms are F.O.B. Destination. Risk of loss, damage or destruction from and after delivery is the responsibility of Purchaser it being agreed and understood that loss, damage or destruction of goods from and after delivery does not relieve the Purchaser of its payment obligations to Company.

Purchaser is advised to inspect the shipment and note any damage on the bill of lading. Notification of damage discovered after delivery must be given to Company within 10 days immediately following delivery.

When products are shipped via the Purchaser's choice of carrier, Company is not responsible for damage in shipment. Purchaser should carefully inspect all items at time of delivery and note any obvious damage on the delivery receipt. For the Purchaser's protection, such obvious or subsequently discovered concealed damage must be reported in writing to the carrier in accordance with applicable regulations and time limits. Company does not assume any responsibility for damage that occurs during storage.

OTHER CLAIMS

All claims against Company other than valid warranty claims, including claims for shortages and errors, must be made in writing within 10 days after delivery. The facts on which the claim is based must be directed in writing to the warranty service coordinator. Failure to make any such claim against terms and conditions to the Company within such 10-day period shall constitute acceptance of the merchandise and waiver of any such shortages, errors, or other claims of any type or nature. The cost of field repairs or adjustments, performed by any non-company personnel, will not be reimbursed unless previously authorized in writing by Company.

DIMENSIONS AND WEIGHTS

The dimensions and weights used throughout all of Wieland's materials are approximate. This Price Book contains the most accurate information. If you are working on a specification which calls for close tolerances, please call the home office for the precise measurements.

LEFT VS. RIGHT SPECIFICATIONS

Specify left- or right-side when facing the front of the chair, unless otherwise specified.

FABRIC ZONES

Fabric zoning (using different fabrics for seat, back, etc.) is available without an additional charge. When multiple fabric grades are selected, unit price is based on the highest fabric grade selected. Zoning worksheets must be submitted for lounge products.

FABRIC GRADES

Fabric pricing for patterns listed that are greater than J are available from your representative by quote.

THERMOFORM COLORS

sugarloaf maple	58873	finesse	58898
honey alder	16150	blossom cherry	58893
solara oak	58665	clove	58732
cherry blossom	44060	palos mahogany	12382
verismo	59994	monterey	62033
pepperdust	72784	dark grey	52002
chocolate	72010	beige	72005
calcutta black	52000	brushed aluminum	59988

URETHANE COLORS

mortar	388	woodstone	361
brownstone	006	steel grey	312
slate grey	385	graphite	008
sand	387	*khaki brown	064
*espresso	059	*black	300

(Available on Versant tables) (* Available on arm caps)

SOFT EDGE COLORS

white	SE10	saffron	SE03
maplenut	SE41	toast	SE44
pebble	SE45	beige	SE42
concrete	SE43	fog	SE33
red	SE06	burgundy	SE09
wine	SE07	purple	SE11

bordeaux	SE38	cordovan	SE08
cool grey	SE34	pewter	SE32
light purple	SE13	navy	SE15
spectrum blue	SE16	blue grey	SE17
deep green	SE20	teal grey	SE26
moss grey	SE31	grey	SE30
brown	SE35	black	SE05

(Available on dining tables only)

VINYL TABLE EDGE COLORS

black	white	brown
grey	almond	

(Available on recliner flip tables and dining tables only)

WOOD FINISHES

Due to natural variations beyond Wieland's control, all items including but not limited to fabric, leather, wood, steel, glass or marble are sold subject to variations or irregularities of color, grain and texture. Because of these variations, Wieland's samples may not exactly match that of the finished product.

Prices quoted in this Price Book are based on Wieland's standard wood finishes listed below:

73 natural	77 henna	81 walnut
74 amber	78 urban cherry	82 molasses
75 honey	79 mahogany	83 black
76 nutmeg	80 sepia	

Wood finish names describe the color only, not the wood species. Stains are applied to the specific product's standard wood type such as maple, beech or oak.

Different kinds of wood, and sometimes pieces of the same wood of varying grain, take the same stain differently. Therefore, Wieland cannot guarantee absolute color uniformity.

Custom finishes are available at an additional \$546 list charge per order. Customer provides a sample for the color match and must approve the custom finish match before the order can be scheduled for production.

It is recommended that furniture being ordered for placement near existing products have a custom finish match. Color variances may occur between orders without a custom finish match. Custom finish matches for any standard Wieland finish are available at no additional charge.

ordering information

CUSTOM PRODUCTS AND MATERIALS

All nonstandard designs and materials are subject to a surcharge. Contact the home office for approval and pricing. The use of nonstandard designs and/or materials may cause extended delivery times and reduced warranty coverage.

- Within our standard offering, an upcharge may be applied if a premium pattern or finish is selected. This may also cause extended lead times.
- Standard laminates other than Formica™, Nevamar™, Pionite™, and WilsonArt™ result in a 5% list up-charge per item. Premium patterns and finishes will require an additional upcharge and extended lead times.
- With signed approval, custom finishes are available for a \$546 list up-charge per order.

CUSTOMER'S OWN MATERIAL (FABRIC)

Please contact Wieland on all COM fabrics. A sample of the COM fabric is required to be submitted to Wieland for approval and yardage estimate prior to placing an order. The sample should be large enough to indicate a repeat if applicable.

All printed yardages listed in the price book are based on plain 54" wide fabrics (based on non-matched fabric). COM less than 54 inches wide, or patterned COM, requires additional yardage. If a fabric is directional, it will be applied vertically unless specific instructions are given to the contrary. If a horizontal application is desired, please inform Wieland as additional yardage or special production techniques may be required. At the customer's request, Wieland may, in its discretion, for non-Wieland program fabrics handle the purchase of the COM fabric for a charge of 15 percent of the fabric list price.

Orders with COM are not scheduled into production until all materials are received and inspected. Refer to the checklist on page 16 to ensure the proper handling of COM fabrics. If partial shipment entry is required, indicate on purchase order, or forward orders with standard products and COM products on separate purchase orders.

STACK CHAIRS

The following products are inherently stackable: KIDZ, PLYFOLD, PLYLOK, REGAL III, VANTAGE, OAKLOK, AND PARAGON.

GLIDE OPTIONS

Additional glide types are available on the following products: AUTUMN, DELI, DUROPLY, GRILLE, HORIZON, KINDRED, LAURELWOOD, MISSION, PLYFOLD, PLYLOK, REGAL III, VANTAGE, UNITY, OAKLOK, PARAGON AND WEDGEWOOD. Glide options from Company are Plastitack Glides, Chrome Rubber Cushion Glides and Non-Skid Rubber Cushioned Plastitack Glides. Replacement glides are \$6 for a set of four. To order with optional glides, specify at the time of ordering.

7144000 PLASTITACK GLIDES, SET OF FOUR

 WT: 0.5 lb.
\$6 (for replacement glides)

7144012 CHROME RUBBER CUSHIONED GLIDES, SET OF FOUR

 WT: 0.5 lb.
\$6 (for replacement glides)

To order with optional glides, specify at the time of ordering (no upcharge).

7144013 NON-SKID RUBBER CUSHIONED PLASTITACK GLIDES, SET OF FOUR


 WT: 0.5 lb.
\$6 (for replacement glides)

To order with optional glides, specify at the time of ordering (no upcharge).

INTERLOCK OPTIONS

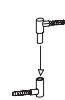
7074129 Straight Metal Interlock is available on DUROPLY, HORIZON, PLYFOLD, 4-leg PLYLOK side chairs, KINDRED, REGAL III arm chairs, VANTAGE AND UNITY side chairs, OAKLOK/PARAGON side chairs, at an additional \$6. The female interlock is mounted on the right leg and the male interlock is mounted on the left leg (as sitting).

7074129 INTERLOCK, METAL, STRAIGHT

 Female Interlock mounted on right leg. Male Interlock mounted on left leg.
WT: 0.5 lb.
\$6

7074130 Radius Metal Interlock is available on DUROPLY, HORIZON, 4-leg PLYLOK side chairs, PLYLOK "L" arm chairs, KINDRED, REGAL III arm chairs, VANTAGE AND UNITY side chairs, at an additional \$25. The female interlock is mounted on the right leg and the male interlock is mounted on the left leg (as sitting).

7074130 INTERLOCK, METAL, RADIUS

 Male Interlock mounted on left leg. Female Interlock mounted on right leg.
WT: 0.5 lb.
\$25

CUSTOM HEIGHT CHARGES

Chairs: Available on any 4-leg chair and ottoman. Not available on sledbase, 2- and 3-position chairs. Maximum cut-off is 2 inches.

Tables: Available on Wood Corner Leg Table Bases and Kidz Table Base. Specify the leg height (distance from floor to bottom of table) when ordering.

- Kidz Table Base (701-1070) Height Range: 6"—23"
- Wood Corner Leg Table Bases (701-1089 and 701-1090) Height Range: 12"—27.75"

Prices Per Unit (set of four legs): \$22

LASER CUT AND LASER CUT WITH COLOR FILL

Wieland offers a unique and distinctive way to personalize and identify a facility's chairs with a laser cut of its logo or seal on the back and/or front of any all-wood chair or back of a wood back chair with upholstered front.

Simply provide your sales representative with a desired location, digital file (TIF, GIF or JPG) and the finish size (standard sizes are 2.5" x 4.5" or 4.25" diameter; non-standard sizes are available at an additional charge). Available on DELI, DUROPLY, HORIZON, KINDRED, MISSION, PARLOR, PLYFOLD, PLYLOK AND TRANSOM.



7100001 Laser Cut

\$41 list per chair and \$176 list set-up charge per design.



7100002 Laser Cut with Color Fill

Contact the home office for color choices.

\$54 list per chair and \$176 list set up charge.

WIELAND WARRANTY

All Wieland products are warranted against defects in materials and workmanship and against structural damage incurred through normal use for the periods noted below.

years under warranty							years under warranty							years under warranty						
product	1	2	3	5	10	25	product	1	2	3	5	10	25	accessory	1	2	3	5	10	25
Allay®						X	Tetra						X	Allay® Ottoman Mech						X
Arc						X	Trace						X	Cove Recliner Mech						X
Arris						X	Versant						X	sleepToo® Ottoman Mech						X
Braun						X	Autumn					X		sleepToo® Table and Table Mech						X
Bridge						X	Deli					X		Versant Recliner Mech						X
Cannon						X	Duroply					X		Arris Sleep Chair Mech						X
Capital						X	Encore-G					X		Capital Sleep Chair Mech						X
Cavetto						X	Grille					X		SmartRail®						X
Chancel						X	Horizon					X		sleepToo® Pneumatic Cylinder				X		
Cove						X	Kidz					X		sleepToo® Nylon Back Fabric				X		
Curie						X	Laurelwood					X		Tablet Arms, Casters and Brakes			X			
Flow						X	Mission					X		sleepToo® Drawer Slides		X				
Kindred						X	Oaklok					X		Allay® Drawer Slides		X				
Loop						X	Paragon					X		Arris Recliner Mech		X				
Planar						X	Parlor					X		Capital Recliner Mech		X				
Plylok						X	Plyfold					X		Power Unit - 120V/USB	X					
Portal						X	Plylok Jr					X								
Reflect						X	Regal III					X								
Rally						X	Trey®-G					X								
Scroll						X	Unity					X								
sleepToo®						X	Vantage					X								
Tables						X	Wedgewood					X								
							Transom				X									

This warranty covers the structure of the furniture: the laminated veneer or solid wood frame, the construction of the arms, table legs and stretchers, and all fasteners. This warranty also covers the foam against defects in its manufacture and composition for this same 25-year period. Under this warranty, Company will, at its option, either replace or repair furniture returned to it or will supply the Customer with replacement parts. Any labor required to upgrade the units may or may not be covered under our warranty without prior consent in writing by Wieland. Any work performed by a non-approved 3rd party will void the warranty. All freight charges for returns or replacements will be paid by Company during the 25-year warranty period. Fabrics, finishes, COM—and all items beyond the control of Company are not covered by this warranty.

WIELAND FABRIC WARRANTY

Wieland has assembled an extensive graded-in offering featuring a wide selection of fabrics, woven Cryptons®, and vinyls selected for their performance in healthcare environments. These fabric patterns sampled by Wieland through Architex, C.F. Stinson, Maharam, & Momentum fabric cards are warranted, if purchased through Company, for a period of five (5) years, 24/7 usage. All other fabric patterns from Architex, C.F. Stinson, Maharam, and Momentum, if purchased through Wieland, are warranted for a period of three (3) years, single shift usage. Company warrants these textiles to perform under normal conditions as furniture upholstery and when cared for according to cleaning and maintenance guidelines provided by the textile supplier.

Proper care and cleaning is imperative for maximizing textile performance on Wieland products. However, in the unlikely event that one of these fabrics, woven Cryptons®, or vinyls does not perform in accordance with manufacturing specifications when used and maintained under normal conditions and the user has not misused, cleaned or attempted to clean the fabric or vinyl using cleaning agents or procedures not suggested or approved by the textile supplier, Company will replace the fabric free of charge.

The following are specially excluded from the warranty:

- Any custom components that are not a part of the Wieland standard line. This would include, but not be limited to, custom-designed parts or customer specified components, such as fabric, vinyl, foam, etc., that are not a part of the standard Wieland line.
- Accessories such as light bulbs that are considered consumables.

- Furniture that's been unduly exposed to the elements such as water, light radiation, etc.
- Damage caused in storing/moving products or furniture after delivery and prior to installation – when stored at customer request.
- Damage caused by on-site construction process, other contractors or subcontractors, or the work of such contractors or subcontractors, including drywall dust.
- Damage as the result of accident, fire, flood, civil disorder, strike, Act of God, abuse, misuse or any cause outside of ordinary usage.
- Scratching or natural wearing of finishes on chairs and tables.
- Any responsibility for the effects the chairs have on flooring.
- Damage caused from shipping.

General Information:

- We have agreements with our upholstery suppliers to assure that all products meet Association of Contract Textiles standards for bow and skew. We also further eliminate pattern variability in our cutting process. However, you may still notice some irregularities that are within industry standards and are not covered under our product warranty.
- Wieland agrees to replace, repair or refund, at its discretion, defective parts in material or workmanship.
- To receive benefits under the terms of this warranty, the purchaser must:
 - Notify Wieland of the defect.
 - Fill out Wieland service request form, which will be sent to you, and provide a description of the defect.
 - Submit completed form along with applicable photos.
- Any disputes over the provisions of this warranty will be mutually reviewed by representatives of the purchaser and Wieland.
- This warranty gives you specific legal rights and you may also have other rights that vary from state to state.
- All other expressed or implied warranties, made by any sales representative, agent or other representative, including any warranty of merchantability or fitness for a particular use, are hereby excluded.

order checklist

Please use this checklist to assure that you are giving us the necessary information to accurately process your order. Correct information assures better lead times. If you have any questions, please contact your Wieland sales representative or call our Customer Care department toll free at 888. WIELAND (888.943.5263). Thanks!

GENERAL INFORMATION

- Bill To
- Ship To
- Project Name / Enduser Information
- Phone Number to Call for Questions
- Contact Name
- Unit Prices
- Discount Used
- Wieland Price List Number
- Freight and Carrier Information
- Tagging Information
- Requested Delivery Date

SEATING UNITS

- Model Number
- Fabric Vendor
- Fabric Patterns
- Fabric Colors
- Wood Species
- Wood Finish
- Flammability Up-charge if applicable (CA TB133/Boston Fire Code)
- Zoning Diagram, if applicable

MODULAR SEATING

- Drawing of the Furniture Layout

TABLES

- Wood Species
- Wood Finish
- Laminate Name, Color and Finish Type
- Base Finish
- Edge Profile (if applicable)
- Edge Color (if applicable)
- Dining Top Size

COM FABRIC

For approval and yardage estimate:

- 8" x 8" fabric memo sample (Qty: 2)
- Fabric vendor name and contact information
- Fabric pattern & color
- Fabric width
- Fabric direction for application
- Fabric selvage information (side or front)

Submitting fabric for production:

- Job name, city and state
- Purchase order number
- Send fabric directly to the address below, with the above information clearly marked on the roll
Wieland / Attn: COM Fabric #XXXXXX (insert PO number)
13101 Main Street, Grabill, IN 46741

SPECIALS

- Is the Special clearly noted on the Purchase Order?
- Is the Special Pricing reflected on the Purchase Order?

CONTRACTS

- Contract Number
- Special notes associated with the contract





product pricing and specifications



Arm Styles

Fully Upholstered, Soft Top  600 Series	Upholstered, Wood Cap  601 Series	Recessed Upholstered Panel, Wood Cap  602 Series	Recessed Wood Panel, Wood Cap  603 Series
---	---	---	---

Base Options

Open Base (Standard) 	Continuous Panel (No drawer or ottoman) +\$76 list 	Drawer, no ottomans (Upholstered panels provided in place of ottomans) +\$235 list 	Ottomans, no drawer (Wood panel provided in place of drawer) +\$587 list each 
---	---	---	---

Specify right, left, or dual ottomans (Upholstery panels provided when only one ottoman is specified).

Note: when urethane arm cap is specified, ottoman handle will be urethane also.

Thermoform available +\$235 list.

Leg Styles

Wood Leg (Standard) 	Metal Leg** +\$273 list 	Plinth Base* +\$273 list 	Casters +\$273 list 
--	--	---	---

*Plinth base cannot be used with ottomans and open base.

**Metal legs are only available in 600 and 601 leg styles.

***Add 4" to overall width when ottomans are specified.

****Ottomans 14" from ground when extended.

Back Styles

Pull Back (Standard) 	Straight Back 
--	---

Metal Surface Finish Options

Specify Natural Aluminum or Black

			
Sleep Pull	Metal Leg	Drawer Pull (if drawer is specified)	Rear View Back Support Brackets

Wood Surface Finish Options

Specify wood species and finish for leg assembly (required). Selection also applies to back support panel, drawer front, wood arm cap, and ottoman handle, when specified. See diagram below.

Thermoform is available for back support panel and drawer front only +\$235 list. See chart below for complementary Thermoform colors. NOTE: Wood arm caps and leg assembly are not available in Thermoform.

Wieland Maple Finish	Thermoform Coordinate	Wieland Oak Finish	Thermoform Coordinate
natural 73	sugarloaf maple 58873	natural 73	No MATCH
amber 74	honey alder 16150	amber 74	honey alder 16150
honey 75	solara oak 58665	honey 75	solara oak 58665
nutmeg 76	cherry blossom 44060	nutmeg 76	cherry blossom 44060
henna 77	finesse 58898	henna 77	finesse 58898
urban cherry 78	blossom cherry 58893	urban cherry 78	blossom cherry 58893
mahogany 79	clove 58732	mahogany 79	clove 58732
sepia 80	palos mahogany 12382	sepia 80	palos mahogany 12382
walnut 81	NO MATCH	walnut 81	NO MATCH
molasses 82	verismo 59994	molasses 82	verismo 59994
black 83	calcutta black 52000	black 83	calcutta black 52000

Thermoform Solids & Textures			
monterey 62033	dark gray 52002	beige 72005	brushed aluminum 59988
pepperdust 72784	chocolate 72010	calcutta black 52000	

Specification Worksheet

Product Number					List Price
Wood Species *oak or maple					required (no upcharge)
Wood Finish *see pg. 18					required (no upcharge)
Armcap *wood or urethane					required (no upcharge)
Metal Finish *natural aluminum or black					required (no upcharge)
Fabric vendor, pattern and color *required (no upcharge)					required (no upcharge)
Back Style Option *pull or straight					required (no upcharge)
Thermoform *optional +\$235 list					+
Base Options *if open base is desired, leave this section blank	Ottoman (Left facing) +\$587 list	Storage Drawer (Center) +\$235 list	Ottoman (Right facing) +\$587 list	Upcharges	
				+	
	(OR) Continuous Panel +\$76 list			+	
Leg Style Options *if a wood leg assembly is desired, leave this section blank	Wood Leg Assembly (standard)	Metal Leg Assembly** +\$273 list *natural aluminum or black	Plinth Base* +\$273 list *black only	Casters +\$273 list	+
					Total List

*Plinth base is only available with a continuous panel base

**Metal Leg Assembly is only available on the 600 and 601 arm styles.

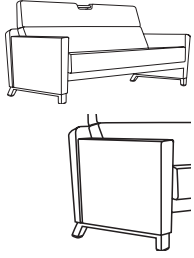
Example Specification Worksheet

Product Number	60169				List Price
Wood Species *oak or maple	Maple				required (no upcharge)
Wood Finish *see p. 18	74 Amber				required (no upcharge)
Armcap *wood or urethane	Urethane				required (no upcharge)
Metal Finish *natural aluminum or black	Natural Alum.				required (no upcharge)
Fabric vendor, pattern and color *required (no upcharge)	Maharam Chime Sterling				required (no upcharge)
Back Style Option *pull or straight	Straight				required (no upcharge)
Thermoform *optional +\$235 list	16150 Honey Alder				+ 235
Base Options *if open base is desired, leave this section blank	Ottoman (Left facing) +\$587 list	Storage Drawer (Center) +\$235 list	Ottoman (Right facing) +\$587 list	Upcharges	
	587	235		+ 822	
	(OR) Continuous Panel +\$76 list			+	
Leg Style Options *if a wood leg assembly is desired, leave this section blank	Wood Leg Assembly (standard)	Metal Leg Assembly** +\$273 list *natural aluminum or black	Plinth Base* +\$273 list *black only	Casters +\$273 list	+ 273
					Total List 6529

*Plinth base is only available with a continuous panel base

**Metal Leg Assembly is only available on the 600 and 601 arm styles.

Allay® sleep sofa



60066 SLEEP SOFA, SOFT TOP ARM, 66" SEAT

W: 74"	D: 34"	H: 38"	SW: 66"	SD: 21"	SH: 18.5"	AH: 23.5"	W: 171 lb.		
	B/COM	C	D	E	F	G	H	I	J
Zone 1:	4309	4539	4819	5125	5584	6043	6489	6948	7395
Zone 2:	4404	4634	4914	5220	5679	6138	6584	7043	7490
Zone 3:	4500	4730	5010	5316	5775	6234	6680	7139	7586
Zone 4:	4596	4826	5106	5412	5871	6330	6776	7235	7682

General Information:

COM: 12.75 yd. ♦
 WOOD SPECS: Oak, Maple
 MOIS. BARR: included
 CA TB133: +\$510

60069 SLEEP SOFA, SOFT TOP ARM, 69" SEAT

W: 77"	D: 34"	H: 38"	SW: 69"	SD: 21"	SH: 18.5"	AH: 23.5"	W: 177 lb.		
	B/COM	C	D	E	F	G	H	I	J
Zone 1:	4375	4605	4885	5191	5650	6109	6555	7014	7461
Zone 2:	4473	4703	4983	5289	5748	6207	6653	7112	7559
Zone 3:	4569	4799	5079	5385	5844	6303	6749	7208	7655
Zone 4:	4668	4898	5178	5484	5943	6402	6848	7307	7754

General Information:

COM: 12.75 yd. ♦
 WOOD SPECS: Oak, Maple
 MOIS. BARR: included
 CA TB133: +\$510

60072 SLEEP SOFA, SOFT TOP ARM, 72" SEAT

W: 80"	D: 34"	H: 38"	SW: 72"	SD: 21"	SH: 18.5"	AH: 23.5"	W: 183 lb.		
	B/COM	C	D	E	F	G	H	I	J
Zone 1:	4441	4671	4951	5257	5716	6175	6621	7080	7527
Zone 2:	4539	4769	5049	5355	5814	6273	6719	7178	7625
Zone 3:	4638	4868	5148	5454	5913	6372	6818	7277	7724
Zone 4:	4736	4966	5246	5552	6011	6470	6916	7375	7822

General Information:

COM: 12.75 yd. ♦
 WOOD SPECS: Oak, Maple
 MOIS. BARR: included
 CA TB133: +\$510

60075 SLEEP SOFA, SOFT TOP ARM, 75" SEAT

W: 83"	D: 34"	H: 38"	SW: 75"	SD: 21"	SH: 18.5"	AH: 23.5"	W: 189 lb.		
	B/COM	C	D	E	F	G	H	I	J
Zone 1:	4507	4737	5017	5323	5782	6241	6687	7146	7593
Zone 2:	4606	4836	5116	5422	5881	6340	6786	7245	7692
Zone 3:	4708	4938	5218	5524	5983	6442	6888	7347	7794
Zone 4:	4808	5038	5318	5624	6083	6542	6988	7447	7894

General Information:

COM: 12.75 yd. ♦
 WOOD SPECS: Oak, Maple
 MOIS. BARR: included
 CA TB133: +\$510

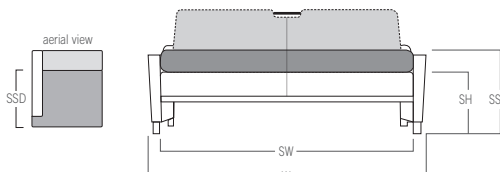
60078 SLEEP SOFA, SOFT TOP ARM, 78" SEAT

W: 86"	D: 34"	H: 38"	SW: 78"	SD: 21"	SH: 18.5"	AH: 23.5"	W: 195 lb.		
	B/COM	C	D	E	F	G	H	I	J
Zone 1:	4571	4801	5081	5387	5846	6305	6751	7210	7657
Zone 2:	4675	4905	5185	5491	5950	6409	6855	7314	7761
Zone 3:	4777	5007	5287	5593	6052	6511	6957	7416	7863
Zone 4:	4878	5108	5388	5694	6153	6612	7058	7517	7964

General Information:

COM: 12.75 yd. ♦
 WOOD SPECS: Oak, Maple
 MOIS. BARR: included
 CA TB133: +\$510

- When ordering specify:
- Product number, p.18
 - Wood species (oak or maple) p.18
 - Wood finish, p.18
 - Arm cap, p.18
 - Metal finish, p.18
 - Fabric vendor, pattern and color, p.18
 - Thermoform color, p.18
 - Base options, p.18
 - Leg style option, p.18
 - Back style option, p.18




SSH- Sleep surface height 22.5"
 SSD- Sleep surface depth 30.5"
 SH- Seat height
 SW- Seat width
 W- Overall width
 *Add 4" to overall width when ottomans are specified.

60166 SLEEP SOFA, UPHOLSTERED ARM W/CAP, 66" SEAT

W: 74"	D: 34"	H: 38"	SW: 66"	SD: 21"	SH: 18.5"	AH: 23.5"	W: 175 lb.		
	B/COM	C	D	E	F	G	H	I	J
Zone 1:	4608	4842	5128	5440	5908	6376	6831	7299	7754
Zone 2:	4711	4945	5231	5543	6011	6479	6934	7402	7857
Zone 3:	4813	5047	5333	5645	6113	6581	7036	7504	7959
Zone 4:	4917	5151	5437	5749	6217	6685	7140	7608	8063

General Information:

COM: 13 yd. ♦
 WOOD SPECS: Oak, Maple
 MOIS. BARR: included
 CA TB133: +\$520



60169 SLEEP SOFA, UPHOLSTERED ARM W/CAP, 69" SEAT

W: 77"	D: 34"	H: 38"	SW: 69"	SD: 21"	SH: 18.5"	AH: 23.5"	W: 181 lb.		
	B/COM	C	D	E	F	G	H	I	J
Zone 1:	4675	4909	5195	5507	5975	6443	6898	7366	7821
Zone 2:	4777	5011	5297	5609	6077	6545	7000	7468	7923
Zone 3:	4882	5116	5402	5714	6182	6650	7105	7573	8028
Zone 4:	4986	5220	5506	5818	6286	6754	7209	7677	8132

General Information:

COM: 13 yd. ♦
 WOOD SPECS: Oak, Maple
 MOIS. BARR: included
 CA TB133: +\$520

60172 SLEEP SOFA, UPHOLSTERED ARM W/CAP, 72" SEAT

W: 80"	D: 34"	H: 38"	SW: 72"	SD: 21"	SH: 18.5"	AH: 23.5"	W: 187 lb.		
	B/COM	C	D	E	F	G	H	I	J
Zone 1:	4738	4972	5258	5570	6038	6506	6961	7429	7884
Zone 2:	4845	5079	5365	5677	6145	6613	7068	7536	7991
Zone 3:	4950	5184	5470	5782	6250	6718	7173	7641	8096
Zone 4:	5057	5291	5577	5889	6357	6825	7280	7748	8203

General Information:

COM: 13 yd. ♦
 WOOD SPECS: Oak, Maple
 MOIS. BARR: included
 CA TB133: +\$520

60175 SLEEP SOFA, UPHOLSTERED ARM W/CAP, 75" SEAT

W: 83"	D: 34"	H: 38"	SW: 75"	SD: 21"	SH: 18.5"	AH: 23.5"	W: 193 lb.		
	B/COM	C	D	E	F	G	H	I	J
Zone 1:	4806	5040	5326	5638	6106	6574	7029	7497	7952
Zone 2:	4911	5145	5431	5743	6211	6679	7134	7602	8057
Zone 3:	5020	5254	5540	5852	6320	6788	7243	7711	8166
Zone 4:	5128	5362	5648	5960	6428	6896	7351	7819	8274

General Information:

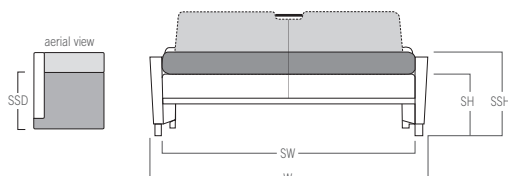
COM: 13 yd. ♦
 WOOD SPECS: Oak, Maple
 MOIS. BARR: included
 CA TB133: +\$520

60178 SLEEP SOFA, UPHOLSTERED ARM W/CAP, 78" SEAT

W: 86"	D: 34"	H: 38"	SW: 78"	SD: 21"	SH: 18.5"	AH: 23.5"	W: 195 lb.		
	B/COM	C	D	E	F	G	H	I	J
Zone 1:	4871	5105	5391	5703	6171	6639	7094	7562	8017
Zone 2:	4981	5215	5501	5813	6281	6749	7204	7672	8127
Zone 3:	5090	5324	5610	5922	6390	6858	7313	7781	8236
Zone 4:	5199	5433	5719	6031	6499	6967	7422	7890	8345

General Information:

COM: 13 yd. ♦
 WOOD SPECS: Oak, Maple
 MOIS. BARR: included
 CA TB133: +\$520



SSH- Sleep surface height 22.5"

SSD- Sleep surface depth 30.5"

SH- Seat height

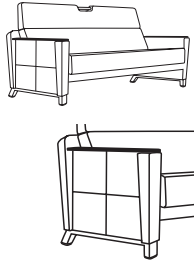
SW- Seat width

W- Overall width

*Add 4" to overall width when ottomans are specified.

- When ordering specify:
- Product number, p.18
 - Wood species (oak or maple) p.18
 - Wood finish, p.18
 - Arm cap, p.18
 - Metal finish, p.18
 - Fabric vendor, pattern and color, p.18
 - Thermoform color, p.18
 - Base options, p.18
 - Leg style option, p.18
 - Back style option, p.18

Allay® sleep sofa



60266 SLEEP SOFA, RECESSED ARM, UPH PANEL, 66" SEAT

W: 74"	D: 34"	H: 38"	SW: 66"	SD: 21"	SH: 18.5"	AH: 23.5"	W: 175 lb.		
	B/COM	C	D	E	F	G	H	I	J
Zone 1:	4794	5015	5284	5578	6019	6460	6889	7330	7759
Zone 2:	4901	5122	5391	5685	6126	6567	6996	7437	7866
Zone 3:	5008	5229	5498	5792	6233	6674	7103	7544	7973
Zone 4:	5117	5338	5607	5901	6342	6783	7212	7653	8082

General Information:

COM: 12.25 yd. ♦
 WOOD SPECS: Oak, Maple
 MOIS. BARR: included
 CA TB133: +\$490

60269 SLEEP SOFA, RECESSED ARM, UPH PANEL, 69" SEAT

W: 77"	D: 34"	H: 38"	SW: 69"	SD: 21"	SH: 18.5"	AH: 23.5"	W: 181 lb.		
	B/COM	C	D	E	F	G	H	I	J
Zone 1:	4861	5082	5351	5645	6086	6527	6956	7397	7826
Zone 2:	4970	5191	5460	5754	6195	6636	7065	7506	7935
Zone 3:	5079	5300	5569	5863	6304	6745	7174	7615	8044
Zone 4:	5187	5408	5677	5971	6412	6853	7282	7723	8152

General Information:

COM: 12.25 yd. ♦
 WOOD SPECS: Oak, Maple
 MOIS. BARR: included
 CA TB133: +\$490

60272 SLEEP SOFA, RECESSED ARM, UPH PANEL, 72" SEAT

W: 80"	D: 34"	H: 38"	SW: 72"	SD: 21"	SH: 18.5"	AH: 23.5"	W: 187 lb.		
	B/COM	C	D	E	F	G	H	I	J
Zone 1:	4924	5145	5414	5708	6149	6590	7019	7460	7889
Zone 2:	5036	5257	5526	5820	6261	6702	7131	7572	8001
Zone 3:	5146	5367	5636	5930	6371	6812	7241	7682	8111
Zone 4:	5257	5478	5747	6041	6482	6923	7352	7793	8222

General Information:

COM: 12.25 yd. ♦
 WOOD SPECS: Oak, Maple
 MOIS. BARR: included
 CA TB133: +\$490

60275 SLEEP SOFA, RECESSED ARM, UPH PANEL, 75" SEAT

W: 83"	D: 34"	H: 38"	SW: 75"	SD: 21"	SH: 18.5"	AH: 23.5"	W: 193 lb.		
	B/COM	C	D	E	F	G	H	I	J
Zone 1:	4992	5213	5482	5776	6217	6658	7087	7528	7957
Zone 2:	5103	5324	5593	5887	6328	6769	7198	7639	8068
Zone 3:	5216	5437	5706	6000	6441	6882	7311	7752	8181
Zone 4:	5329	5550	5819	6113	6554	6995	7424	7865	8294

General Information:

COM: 12.25 yd. ♦
 WOOD SPECS: Oak, Maple
 MOIS. BARR: included
 CA TB133: +\$490

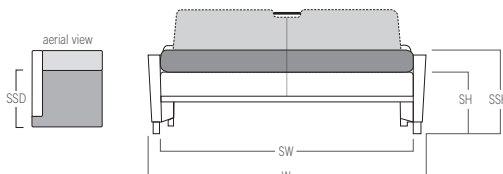
60278 SLEEP SOFA, RECESSED ARM, UPH PANEL, 78" SEAT

W: 86"	D: 34"	H: 38"	SW: 78"	SD: 21"	SH: 18.5"	AH: 23.5"	W: 195 lb.		
	B/COM	C	D	E	F	G	H	I	J
Zone 1:	5057	5278	5547	5841	6282	6723	7152	7593	8022
Zone 2:	5171	5392	5661	5955	6396	6837	7266	7707	8136
Zone 3:	5286	5507	5776	6070	6511	6952	7381	7822	8251
Zone 4:	5398	5619	5888	6182	6623	7064	7493	7934	8363

General Information:

COM: 12.25 yd. ♦
 WOOD SPECS: Oak, Maple
 MOIS. BARR: included
 CA TB133: +\$490

- When ordering specify:
- Product number, p.18
 - Wood species (oak or maple) p.18
 - Wood finish, p.18
 - Arm cap, p.18
 - Metal finish, p.18
 - Fabric vendor, pattern and color, p.18
 - Thermoform color, p.18
 - Base options, p.18
 - Leg style option, p.18
 - Back style option, p.18



SSH- Sleep surface height 22.5"
 SSD- Sleep surface depth 30.5"
 SH- Seat height
 SW- Seat width
 W- Overall width
 *Add 4" to overall width when ottomans are specified.

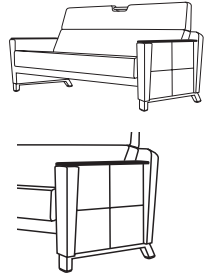
60366 SLEEP SOFA, RECESSED ARM W/CAP, WOOD PANEL, 66" SEAT

W: 74" D: 34" H: 38" SW: 66" SD: 21" SH: 18.5" AH: 23.5" W: 175 lb.

	B/COM	C	D	E	F	G	H	I	J
Zone 1:	4782	4994	5252	5534	5957	6380	6791	7214	7626
Zone 2:	4891	5103	5361	5643	6066	6489	6900	7323	7735
Zone 3:	4998	5210	5468	5750	6173	6596	7007	7430	7842
Zone 4:	5106	5318	5576	5858	6281	6704	7115	7538	7950

General Information:

COM: 11.75 yd. ♦
 WOOD SPECS: Oak, Maple
 MOIS. BARR: included
 CA TB133: +\$470



60369 SLEEP SOFA, RECESSED ARM W/CAP, WOOD PANEL, 69" SEAT

W: 77" D: 34" H: 38" SW: 69" SD: 21" SH: 18.5" AH: 23.5" W: 181 lb.

	B/COM	C	D	E	F	G	H	I	J
Zone 1:	4851	5063	5321	5603	6026	6449	6860	7283	7695
Zone 2:	4959	5171	5429	5711	6134	6557	6968	7391	7803
Zone 3:	5069	5281	5539	5821	6244	6667	7078	7501	7913
Zone 4:	5176	5388	5646	5928	6351	6774	7185	7608	8020

General Information:

COM: 11.75 yd. ♦
 WOOD SPECS: Oak, Maple
 MOIS. BARR: included
 CA TB133: +\$470

60372 SLEEP SOFA, RECESSED ARM W/CAP, WOOD PANEL, 72" SEAT

W: 80" D: 34" H: 38" SW: 72" SD: 21" SH: 18.5" AH: 23.5" W: 187 lb.

	B/COM	C	D	E	F	G	H	I	J
Zone 1:	4914	5126	5384	5666	6089	6512	6923	7346	7758
Zone 2:	5025	5237	5495	5777	6200	6623	7034	7457	7869
Zone 3:	5136	5348	5606	5888	6311	6734	7145	7568	7980
Zone 4:	5247	5459	5717	5999	6422	6845	7256	7679	8091

General Information:

COM: 11.75 yd. ♦
 WOOD SPECS: Oak, Maple
 MOIS. BARR: included
 CA TB133: +\$470

60375 SLEEP SOFA, RECESSED ARM W/CAP, WOOD PANEL, 75" SEAT

W: 83" D: 34" H: 38" SW: 75" SD: 21" SH: 18.5" AH: 23.5" W: 193 lb.

	B/COM	C	D	E	F	G	H	I	J
Zone 1:	4980	5192	5450	5732	6155	6578	6989	7412	7824
Zone 2:	5092	5304	5562	5844	6267	6690	7101	7524	7936
Zone 3:	5206	5418	5676	5958	6381	6804	7215	7638	8050
Zone 4:	5318	5530	5788	6070	6493	6916	7327	7750	8162

General Information:

COM: 11.75 yd. ♦
 WOOD SPECS: Oak, Maple
 MOIS. BARR: included
 CA TB133: +\$470

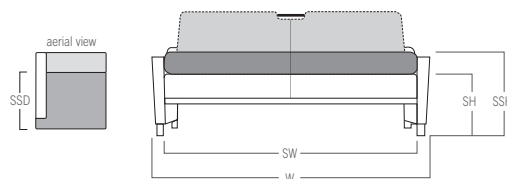
60378 SLEEP SOFA, RECESSED ARM W/CAP, WOOD PANEL, 78" SEAT

W: 86" D: 34" H: 38" SW: 78" SD: 21" SH: 18.5" AH: 23.5" W: 195 lb.

	B/COM	C	D	E	F	G	H	I	J
Zone 1:	5046	5258	5516	5798	6221	6644	7055	7478	7890
Zone 2:	5160	5372	5630	5912	6335	6758	7169	7592	8004
Zone 3:	5275	5487	5745	6027	6450	6873	7284	7707	8119
Zone 4:	5388	5600	5858	6140	6563	6986	7397	7820	8232

General Information:

COM: 11.75 yd. ♦
 WOOD SPECS: Oak, Maple
 MOIS. BARR: included
 CA TB133: +\$470



SSH- Sleep surface height 22.5"

SSD- Sleep surface depth 30.5"

SH- Seat height

SW- Seat width

W- Overall width

*Add 4" to overall width when ottomans are specified.

When ordering specify:

- Product number, p.18
- Wood species (oak or maple) p.18
- Wood finish, p.18
- Arm cap, p.18
- Metal finish, p.18
- Fabric vendor, pattern and color, p.18
- Thermoform color, p.18
- Base options, p.18
- Leg style option, p.18
- Back style option, p.18



21111 CHAIR, WOOD ARM

W: 21.5"	D: 24.5"	H: 31"	SW: 19"	SD: 18.5"	SH: 18"	AH: 24.5"	WT: 39 lb.		
	B/COM	C	D	E	F	G	H	I	J
Zone 1:	1397	1424	1457	1493	1547	1601	1654	1708	1760
Zone 2:	1429	1456	1489	1525	1579	1633	1686	1740	1792
Zone 3:	1463	1490	1523	1559	1613	1667	1720	1774	1826
Zone 4:	1494	1521	1554	1590	1644	1698	1751	1805	1857

General Information:

COM: 1.5 yd. ♦
 WOOD SPECS: Oak, Maple
 MOIS. BARR: included
 CA TB133: +\$60

21112 LOVESEAT, WOOD ARM

W: 40.5"	D: 24.5"	H: 31"	SW: 38"	SD: 18.5"	SH: 18"	AH: 24.5"	WT: 45 lb.		
	B/COM	C	D	E	F	G	H	I	J
Zone 1:	2604	2649	2704	2764	2854	2944	3032	3122	3209
Zone 2:	2665	2710	2765	2825	2915	3005	3093	3183	3270
Zone 3:	2726	2771	2826	2886	2976	3066	3154	3244	3331
Zone 4:	2786	2831	2886	2946	3036	3126	3214	3304	3391

General Information:

COM: 2.5 yd. ♦
 WOOD SPECS: Oak, Maple
 MOIS. BARR: included
 CA TB133: +\$100

21113 SOFA, WOOD ARM

W: 59.5"	D: 24.5"	H: 31"	SW: 57"	SD: 18.5"	SH: 18"	AH: 24.5"	WT: 56 lb.		
	B/COM	C	D	E	F	G	H	I	J
Zone 1:	3652	3720	3802	3892	4027	4162	4293	4428	4560
Zone 2:	3738	3806	3888	3978	4113	4248	4379	4514	4646
Zone 3:	3821	3889	3971	4061	4196	4331	4462	4597	4729
Zone 4:	3906	3974	4056	4146	4281	4416	4547	4682	4814

General Information:

COM: 3.75 yd. ♦
 WOOD SPECS: Oak, Maple
 MOIS. BARR: included
 CA TB133: +\$150

21110-2T 2 SEAT TANDEM, WOOD ARM

W: 41.75"	D: 24.5"	H: 31"	SW: 19"	SD: 18.5"	SH: 18"	AH: 24.5"	WT: 51 lb.		
	B/COM	C	D	E	F	G	H	I	J
Zone 1:	2626	2671	2726	2786	2876	2966	3054	3144	3231
Zone 2:	2687	2732	2787	2847	2937	3027	3115	3205	3292
Zone 3:	2749	2794	2849	2909	2999	3089	3177	3267	3354
Zone 4:	2809	2854	2909	2969	3059	3149	3237	3327	3414

General Information:

COM: 2.5 yd. ♦
 WOOD SPECS: Oak, Maple
 MOIS. BARR: included
 CA TB133: +\$100

21110-3T 3 SEAT TANDEM, WOOD ARM

W: 62"	D: 24.5"	H: 31"	SW: 19"	SD: 18.5"	SH: 18"	AH: 24.5"	WT: 68 lb.		
	B/COM	C	D	E	F	G	H	I	J
Zone 1:	3786	3854	3936	4026	4161	4296	4427	4562	4694
Zone 2:	3875	3943	4025	4115	4250	4385	4516	4651	4783
Zone 3:	3963	4031	4113	4203	4338	4473	4604	4739	4871
Zone 4:	4051	4119	4201	4291	4426	4561	4692	4827	4959

General Information:

COM: 3.75 yd. ♦
 WOOD SPECS: Oak, Maple
 MOIS. BARR: included
 CA TB133: +\$150

21101-OT FOOTSTOOL, WOOD ARM

W: 24.5"	D: 18"	H: 9.5"	WT: 20 lb.						
	B/COM	C	D	E	F	G	H	I	J
Zone 1:	707	730	757	787	832	877	921	966	1010
Zone 2:	722	745	772	802	847	892	936	981	1025
Zone 3:	738	761	788	818	863	908	952	997	1041
Zone 4:	755	778	805	835	880	925	969	1014	1058

General Information:

COM: 1.25 yd. ♦
 WOOD SPECS: Oak, Maple
 MOIS. BARR: included
 CA TB133: +\$50

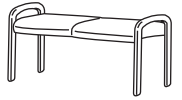
When ordering specify:
 Product number
 Fabric vendor, pattern and color
 Oak or maple wood
 Finish

21122 2 SEAT BENCH, WOOD ARM

W: 40.5"	D: 24.5"	H: 20.5"	SW: 38"	SD: 22.25"	SH: 18"	AH: 20.5"	WT: 39 lb.		
B/COM	C	D	E	F	G	H	I	J	
Zone 1:	1342	1374	1412	1454	1517	1580	1641	1704	1766
Zone 2:	1373	1405	1443	1485	1548	1611	1672	1735	1797
Zone 3:	1404	1436	1474	1516	1579	1642	1703	1766	1828
Zone 4:	1435	1467	1505	1547	1610	1673	1734	1797	1859

General Information:

COM: 1.75 yd. ♦
 WOOD SPECS: Oak, Maple
 MOIS. BARR: included
 CA TB133: +\$70



21123 3 SEAT BENCH, WOOD ARM

W: 59.5"	D: 24.5"	H: 20.5"	SW: 57"	SD: 22.25"	SH: 18"	AH: 20.5"	WT: 47 lb.		
B/COM	C	D	E	F	G	H	I	J	
Zone 1:	1813	1858	1913	1973	2063	2153	2241	2331	2418
Zone 2:	1856	1901	1956	2016	2106	2196	2284	2374	2461
Zone 3:	1898	1943	1998	2058	2148	2238	2326	2416	2503
Zone 4:	1939	1984	2039	2099	2189	2279	2367	2457	2544

General Information:

COM: 2.5 yd. ♦
 WOOD SPECS: Oak, Maple
 MOIS. BARR: included
 CA TB133: +\$100

21151 CHAIR, WOOD ARM, MID BACK

W: 21.5"	D: 25"	H: 37"	SW: 19"	SD: 18.5"	SH: 18"	AH: 24.5"	WT: 41 lb.		
B/COM	C	D	E	F	G	H	I	J	
Zone 1:	1505	1541	1585	1633	1705	1777	1847	1919	1989
Zone 2:	1540	1576	1620	1668	1740	1812	1882	1954	2024
Zone 3:	1574	1610	1654	1702	1774	1846	1916	1988	2058
Zone 4:	1609	1645	1689	1737	1809	1881	1951	2023	2093

General Information:

COM: 2 yd. ♦
 WOOD SPECS: Oak, Maple
 MOIS. BARR: included
 CA TB133: +\$80



21152 LOVESEAT, WOOD ARM, MID BACK

W: 40.5"	D: 25"	H: 37"	SW: 38"	SD: 18.5"	SH: 18"	AH: 24.5"	WT: 47 lb.		
B/COM	C	D	E	F	G	H	I	J	
Zone 1:	2810	2860	2920	2986	3085	3184	3280	3379	3476
Zone 2:	2875	2925	2985	3051	3150	3249	3345	3444	3541
Zone 3:	2941	2991	3051	3117	3216	3315	3411	3510	3607
Zone 4:	3006	3056	3116	3182	3281	3380	3476	3575	3672

General Information:

COM: 2.75 yd. ♦
 WOOD SPECS: Oak, Maple
 MOIS. BARR: included
 CA TB133: +\$110

21153 LOVESEAT, WOOD ARM, MID BACK

W: 59.5"	D: 25"	H: 37"	SW: 57"	SD: 18.5"	SH: 18"	AH: 24.5"	WT: 58 lb.		
B/COM	C	D	E	F	G	H	I	J	
Zone 1:	3963	4044	4143	4251	4413	4575	4733	4895	5052
Zone 2:	4056	4137	4236	4344	4506	4668	4826	4988	5145
Zone 3:	4148	4229	4328	4436	4598	4760	4918	5080	5237
Zone 4:	4239	4320	4419	4527	4689	4851	5009	5171	5328

General Information:

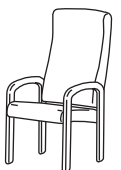
COM: 4.5 yd. ♦
 WOOD SPECS: Oak, Maple
 MOIS. BARR: included
 CA TB133: +\$180

21171 PATIENT CHAIR, WOOD ARM, HIGH BACK

W: 21.5"	D: 25"	H: 42"	SW: 19"	SD: 18.5"	SH: 18"	AH: 24.5"	WT: 43 lb.		
B/COM	C	D	E	F	G	H	I	J	
Zone 1:	1604	1640	1684	1732	1804	1876	1946	2018	2088
Zone 2:	1641	1677	1721	1769	1841	1913	1983	2055	2125
Zone 3:	1678	1714	1758	1806	1878	1950	2020	2092	2162
Zone 4:	1715	1751	1795	1843	1915	1987	2057	2129	2199

General Information:

COM: 2 yd. ♦
 WOOD SPECS: Oak, Maple
 MOIS. BARR: included
 CA TB133: +\$80



When ordering specify:
 Product number
 Fabric vendor, pattern and color
 Oak or maple wood
 Finish

Arc modular seats and arms



21011-M 1 SEAT, MODULAR

W: –	D: 24.5"	H: 31"	SW: 19"	SD: 18.5"	SH: 18"	AH: –	WT: 27 lb.		
	B/COM	C	D	E	F	G	H	I	J
Zone 1:	853	880	913	949	1003	1057	1110	1164	1216
Zone 2:	873	900	933	969	1023	1077	1130	1184	1236
Zone 3:	893	920	953	989	1043	1097	1150	1204	1256
Zone 4:	913	940	973	1009	1063	1117	1170	1224	1276

Shaded portion of the illustration indicates the product being described. Modular seating orders must include a layout to ensure proper configuration. **Arms MUST be ordered separately from seat and back cushions** - please note the product descriptions on this page.

General Information:

COM: 1.5 yd. ♦
WOOD SPECS: n/a
MOIS. BARR: included
CA TB133: +\$60

21012-M 2 SEAT, MODULAR

W: –	D: 24.5"	H: 31"	SW: 38"	SD: 18.5"	SH: 18"	AH: –	WT: 33 lb.		
	B/COM	C	D	E	F	G	H	I	J
Zone 1:	2118	2163	2218	2278	2368	2458	2546	2636	2723
Zone 2:	2170	2215	2270	2330	2420	2510	2598	2688	2775
Zone 3:	2219	2264	2319	2379	2469	2559	2647	2737	2824
Zone 4:	2267	2312	2367	2427	2517	2607	2695	2785	2872

Shaded portion of the illustration indicates the product being described. Modular seating orders must include a layout to ensure proper configuration. **Arms MUST be ordered separately from seat and back cushions** - please note the product descriptions on this page.

General Information:

COM: 2.5 yd. ♦
WOOD SPECS: n/a
MOIS. BARR: included
CA TB133: +\$100

21013-M 3 SEAT, MODULAR

W: –	D: 24.5"	H: 31"	SW: 57"	SD: 18.5"	SH: 18"	AH: –	WT: 44 lb.		
	B/COM	C	D	E	F	G	H	I	J
Zone 1:	3219	3287	3369	3459	3594	3729	3860	3995	4127
Zone 2:	3294	3362	3444	3534	3669	3804	3935	4070	4202
Zone 3:	3368	3436	3518	3608	3743	3878	4009	4144	4276
Zone 4:	3444	3512	3594	3684	3819	3954	4085	4220	4352

Shaded portion of the illustration indicates the product being described. Modular seating orders must include a layout to ensure proper configuration. **Arms MUST be ordered separately from seat and back cushions** - please note the product descriptions on this page.

General Information:

COM: 3.75 yd. ♦
WOOD SPECS: n/a
MOIS. BARR: included
CA TB133: +\$150

21110-LA LEFT ARM, WOOD, MODULAR

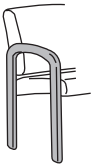
W: 1.25" D: 20.5" H: 24.5" WT: 6 lb.

Price by Shipping Zone				
Zone	1	2	3	4
	308	315	323	329

Shaded portion of the illustration indicates the product being described. Modular seating orders must include a layout to ensure proper configuration. **Seat and back cushions MUST be ordered separately from arms** - please note the product descriptions on this page.

General Information:

COM: n/a ♦
WOOD SPECS: Oak, Maple
MOIS. BARR: n/a
CA TB133: n/a



21110-RA RIGHT ARM, WOOD, MODULAR

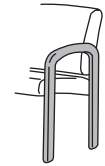
W: 1.25" D: 20.5" H: 24.5" WT: 6 lb.

Price by Shipping Zone				
Zone	1	2	3	4
	308	315	323	329

Shaded portion of the illustration indicates the product being described. Modular seating orders must include a layout to ensure proper configuration. **Seat and back cushions MUST be ordered separately from arms** - please note the product descriptions on this page.

General Information:

COM: n/a ♦
WOOD SPECS: Oak, Maple
MOIS. BARR: n/a
CA TB133: n/a



21110-CA CENTER ARM, WOOD, MODULAR

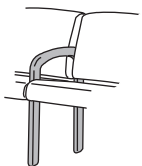
W: 1.25" D: 20.5" H: 24.5" WT: 6 lb.

Price by Shipping Zone				
Zone	1	2	3	4
	308	315	323	329

Shaded portion of the illustration indicates the product being described. Modular seating orders must include a layout to ensure proper configuration. **Seat and back cushions MUST be ordered separately from arms** - please note the product descriptions on this page.

General Information:

COM: n/a ♦
WOOD SPECS: Oak, Maple
MOIS. BARR: n/a
CA TB133: n/a



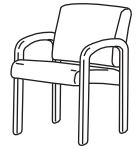
- When ordering specify:
- Product number
 - Fabric vendor, pattern and color
 - Oak or maple wood
 - Finish
 - Room layout

21141 CHAIR, WOOD ARM

W: 23"	D: 25.25"	H: 31"	SW: 20"	SD: 19"	SH: 18"	AH: 24.5"	WT: 53 lb.		
B/COM	C	D	E	F	G	H	I	J	
Zone 1:	1706	1733	1766	1802	1856	1910	1963	2017	2069
Zone 2:	1745	1772	1805	1841	1895	1949	2002	2056	2108
Zone 3:	1787	1814	1847	1883	1937	1991	2044	2098	2150
Zone 4:	1826	1853	1886	1922	1976	2030	2083	2137	2189

General Information:

COM: 1.5 yd. ♦
 WOOD SPECS: Oak, Maple
 MOIS. BARR: included
 CA TB133: +\$60



21142 LOVESEAT, WOOD ARM

W: 43"	D: 25.25"	H: 31"	SW: 40"	SD: 19"	SH: 18"	AH: 24.5"	WT: 84 lb.		
B/COM	C	D	E	F	G	H	I	J	
Zone 1:	3142	3192	3252	3318	3417	3516	3612	3711	3808
Zone 2:	3214	3264	3324	3390	3489	3588	3684	3783	3880
Zone 3:	3289	3339	3399	3465	3564	3663	3759	3858	3955
Zone 4:	3363	3413	3473	3539	3638	3737	3833	3932	4029

General Information:

COM: 2.75 yd. ♦
 WOOD SPECS: Oak, Maple
 MOIS. BARR: included
 CA TB133: +\$110

21143 SOFA, WOOD ARM

W: 63"	D: 25.25"	H: 31"	SW: 60"	SD: 19"	SH: 18"	AH: 24.5"	WT: 122 lb.		
B/COM	C	D	E	F	G	H	I	J	
Zone 1:	4374	4446	4534	4630	4774	4918	5058	5202	5342
Zone 2:	4476	4548	4636	4732	4876	5020	5160	5304	5444
Zone 3:	4579	4651	4739	4835	4979	5123	5263	5407	5547
Zone 4:	4679	4751	4839	4935	5079	5223	5363	5507	5647

General Information:

COM: 4 yd. ♦
 WOOD SPECS: Oak, Maple
 MOIS. BARR: included
 CA TB133: +\$160

21140-2T 2 SEAT TANDEM

W: 43.75"	D: 25.25"	H: 31"	SW: 20"	SD: 19"	SH: 18"	AH: 24.5"	WT: 90 lb.		
B/COM	C	D	E	F	G	H	I	J	
Zone 1:	3249	3299	3359	3425	3524	3623	3719	3818	3915
Zone 2:	3325	3375	3435	3501	3600	3699	3795	3894	3991
Zone 3:	3401	3451	3511	3577	3676	3775	3871	3970	4067
Zone 4:	3476	3526	3586	3652	3751	3850	3946	4045	4142

General Information:

COM: 2.75 yd. ♦
 WOOD SPECS: Oak, Maple
 MOIS. BARR: included
 CA TB133: +\$110

21140-3T 3 SEAT TANDEM

W: 65"	D: 25.25"	H: 31"	SW: 20"	SD: 19"	SH: 18"	AH: 24.5"	WT: 134 lb.		
B/COM	C	D	E	F	G	H	I	J	
Zone 1:	4701	4773	4861	4957	5101	5245	5385	5529	5669
Zone 2:	4810	4882	4970	5066	5210	5354	5494	5638	5778
Zone 3:	4922	4994	5082	5178	5322	5466	5606	5750	5890
Zone 4:	5032	5104	5192	5288	5432	5576	5716	5860	6000

General Information:

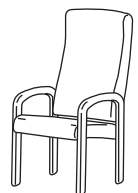
COM: 4 yd. ♦
 WOOD SPECS: Oak, Maple
 MOIS. BARR: included
 CA TB133: +\$160

21181 PATIENT CHAIR, WOOD ARM, HIGH BACK

W: 23"	D: 25.75"	H: 44"	SW: 20"	SD: 19"	SH: 18"	AH: 24.5"	WT: 56 lb.		
B/COM	C	D	E	F	G	H	I	J	
Zone 1:	1910	1946	1990	2038	2110	2182	2252	2324	2394
Zone 2:	1955	1991	2035	2083	2155	2227	2297	2369	2439
Zone 3:	2000	2036	2080	2128	2200	2272	2342	2414	2484
Zone 4:	2044	2080	2124	2172	2244	2316	2386	2458	2528

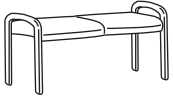
General Information:

COM: 2 yd. ♦
 WOOD SPECS: Oak, Maple
 MOIS. BARR: included
 CA TB133: +\$80



When ordering specify:
 Product number
 Fabric vendor, pattern and color
 Oak or maple wood
 Finish

Arc large scale seating



21132 2 SEAT BENCH, WOOD ARM

W: 43"	D: 25"	H: 20"	SW: 40"	SD: 23.75"	SH: 18"	AH: 20.5"	WT: 53 lb.		
	B/COM	C	D	E	F	G	H	I	J
Zone 1:	1589	1621	1659	1701	1764	1827	1888	1951	2013
Zone 2:	1626	1658	1696	1738	1801	1864	1925	1988	2050
Zone 3:	1664	1696	1734	1776	1839	1902	1963	2026	2088
Zone 4:	1701	1733	1771	1813	1876	1939	2000	2063	2125

General Information:

COM: 1.75 yd. ♦
 WOOD SPECS: Oak, Maple
 MOIS. BARR: included
 CA TB133: +\$70

21133 3 SEAT BENCH, WOOD ARM

W: 63"	D: 25"	H: 20"	SW: 60"	SD: 23.75"	SH: 18"	AH: 20.5"	WT: 73 lb.		
	B/COM	C	D	E	F	G	H	I	J
Zone 1:	2150	2200	2260	2326	2425	2524	2620	2719	2816
Zone 2:	2200	2250	2310	2376	2475	2574	2670	2769	2866
Zone 3:	2249	2299	2359	2425	2524	2623	2719	2818	2915
Zone 4:	2300	2350	2410	2476	2575	2674	2770	2869	2966

General Information:

COM: 2.75 yd. ♦
 WOOD SPECS: Oak, Maple
 MOIS. BARR: included
 CA TB133: +\$110



21161 CHAIR, WOOD ARM, MID BACK

W: 23"	D: 25.75"	H: 36"	SW: 20"	SD: 19"	SH: 18"	AH: 24.5"	WT: 54 lb.		
	B/COM	C	D	E	F	G	H	I	J
Zone 1:	1813	1849	1893	1941	2013	2085	2155	2227	2297
Zone 2:	1856	1892	1936	1984	2056	2128	2198	2270	2340
Zone 3:	1898	1934	1978	2026	2098	2170	2240	2312	2382
Zone 4:	1941	1977	2021	2069	2141	2213	2283	2355	2425

General Information:

COM: 2 yd. ♦
 WOOD SPECS: Oak, Maple
 MOIS. BARR: included
 CA TB133: +\$80

21162 LOVESEAT, WOOD ARM, MID BACK

W: 43"	D: 25.75"	H: 36"	SW: 40"	SD: 19"	SH: 18"	AH: 24.5"	WT: 86 lb.		
	B/COM	C	D	E	F	G	H	I	J
Zone 1:	3342	3396	3462	3534	3642	3750	3855	3963	4068
Zone 2:	3420	3474	3540	3612	3720	3828	3933	4041	4146
Zone 3:	3498	3552	3618	3690	3798	3906	4011	4119	4224
Zone 4:	3577	3631	3697	3769	3877	3985	4090	4198	4303

General Information:

COM: 3 yd. ♦
 WOOD SPECS: Oak, Maple
 MOIS. BARR: included
 CA TB133: +\$120

21163 SOFA, WOOD ARM, MID BACK

W: 63"	D: 25.75"	H: 36"	SW: 60"	SD: 19"	SH: 18"	AH: 24.5"	WT: 125 lb.		
	B/COM	C	D	E	F	G	H	I	J
Zone 1:	4684	4765	4864	4972	5134	5296	5454	5616	5773
Zone 2:	4795	4876	4975	5083	5245	5407	5565	5727	5884
Zone 3:	4904	4985	5084	5192	5354	5516	5674	5836	5993
Zone 4:	5013	5094	5193	5301	5463	5625	5783	5945	6102

General Information:

COM: 4.5 yd. ♦
 WOOD SPECS: Oak, Maple
 MOIS. BARR: included
 CA TB133: +\$180

When ordering specify:
 Product number
 Fabric vendor, pattern and color
 Oak or maple wood
 Finish

wallsaver and freestanding table **Arc**

21741 PATIENT CHAIR, WALLSAVER WOOD ARM, LOW BACK

W: 23"	D: 28.5"	H: 31"	SW: 20"	SD: 19"	SH: 18"	AH: 24.5"	WT: 53 lb.		
	B/COM	C	D	E	F	G	H	I	J
Zone 1:	1759	1791	1829	1871	1934	1997	2058	2121	2183
Zone 2:	1799	1831	1869	1911	1974	2037	2098	2161	2223
Zone 3:	1842	1874	1912	1954	2017	2080	2141	2204	2266
Zone 4:	1882	1914	1952	1994	2057	2120	2181	2244	2306

General Information:

COM: 1.75 yd. ♦
 WOOD SPECS: Oak, Maple
 MOIS. BARR: included
 CA TB133: +\$70

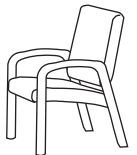


21761 PATIENT CHAIR, WALLSAVER WOOD ARM, MID BACK

W: 23"	D: 28.5"	H: 36"	SW: 20"	SD: 19"	SH: 18"	AH: 24.5"	WT: 54 lb.		
	B/COM	C	D	E	F	G	H	I	J
Zone 1:	1857	1893	1937	1985	2057	2129	2199	2271	2341
Zone 2:	1900	1936	1980	2028	2100	2172	2242	2314	2384
Zone 3:	1943	1979	2023	2071	2143	2215	2285	2357	2427
Zone 4:	1986	2022	2066	2114	2186	2258	2328	2400	2470

General Information:

COM: 2 yd. ♦
 WOOD SPECS: Oak, Maple
 MOIS. BARR: included
 CA TB133: +\$80

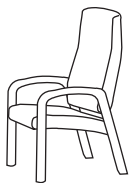


21781 PATIENT CHAIR, WALLSAVER WOOD ARM, HIGH BACK

W: 23"	D: 28.5"	H: 44"	SW: 20"	SD: 19"	SH: 18"	AH: 24.5"	WT: 56 lb.		
	B/COM	C	D	E	F	G	H	I	J
Zone 1:	1963	2004	2053	2107	2188	2269	2348	2429	2508
Zone 2:	2008	2049	2098	2152	2233	2314	2393	2474	2553
Zone 3:	2054	2095	2144	2198	2279	2360	2439	2520	2599
Zone 4:	2100	2141	2190	2244	2325	2406	2485	2566	2645

General Information:

COM: 2.25 yd. ♦
 WOOD SPECS: Oak, Maple
 MOIS. BARR: included
 CA TB133: +\$90

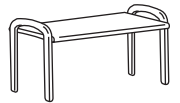


21110-FS TABLE, 16.75H 40.5W 20.25D

W: 40.5"	D: 20.25"	H: 16.75"	WT: 33 lb.		
Price by Shipping Zone					
Zone	1	2	3	4	
	1161	1188	1218	1244	

General Information:

COM: n/a ♦
 WOOD SPECS: Oak, Maple
 MOIS. BARR: n/a
 CA TB133: n/a



- When ordering 21110-FS specify:
- Product number
 - Laminate
 - Oak or maple wood
 - Finish

- When ordering specify:
- Product number
 - Fabric vendor, pattern and color
 - Oak or maple wood
 - Finish

Arc large scale modular seats and arms



21041-M 1 SEAT, MODULAR

W: –	D: 25.25"	H: 31"	SW: 20"	SD: 19"	SH: 18"	AH: –	WT: 41 lb.		
	B/COM	C	D	E	F	G	H	I	J
Zone 1:	1131	1158	1191	1227	1281	1335	1388	1442	1494
Zone 2:	1156	1183	1216	1252	1306	1360	1413	1467	1519
Zone 3:	1184	1211	1244	1280	1334	1388	1441	1495	1547
Zone 4:	1210	1237	1270	1306	1360	1414	1467	1521	1573

Shaded portion of the illustration indicates the product being described. Modular seating orders must include a layout to ensure proper configuration. **Arms MUST be ordered separately from seat and back cushions** - please note the product descriptions on this page.

General Information:

COM: 1.5 yd. ♦
WOOD SPECS: n/a
MOIS. BARR: included
CA TB133: +\$60

21042-M 2 SEAT, MODULAR

W: –	D: 25.25"	H: 31"	SW: 40"	SD: 19"	SH: 18"	AH: –	WT: 72 lb.		
	B/COM	C	D	E	F	G	H	I	J
Zone 1:	2639	2689	2749	2815	2914	3013	3109	3208	3305
Zone 2:	2702	2752	2812	2878	2977	3076	3172	3271	3368
Zone 3:	2763	2813	2873	2939	3038	3137	3233	3332	3429
Zone 4:	2825	2875	2935	3001	3100	3199	3295	3394	3491

Shaded portion of the illustration indicates the product being described. Modular seating orders must include a layout to ensure proper configuration. **Arms MUST be ordered separately from seat and back cushions** - please note the product descriptions on this page.

General Information:

COM: 2.75 yd. ♦
WOOD SPECS: n/a
MOIS. BARR: included
CA TB133: +\$110

21043-M 3 SEAT, MODULAR

W: –	D: 25.25"	H: 31"	SW: 60"	SD: 19"	SH: 18"	AH: –	WT: 110 lb.		
	B/COM	C	D	E	F	G	H	I	J
Zone 1:	3938	4010	4098	4194	4338	4482	4622	4766	4906
Zone 2:	4029	4101	4189	4285	4429	4573	4713	4857	4997
Zone 3:	4121	4193	4281	4377	4521	4665	4805	4949	5089
Zone 4:	4214	4286	4374	4470	4614	4758	4898	5042	5182

Shaded portion of the illustration indicates the product being described. Modular seating orders must include a layout to ensure proper configuration. **Arms MUST be ordered separately from seat and back cushions** - please note the product descriptions on this page.

General Information:

COM: 4 yd. ♦
WOOD SPECS: n/a
MOIS. BARR: included
CA TB133: +\$160

21140-LA LEFT ARM, WOOD, MODULAR

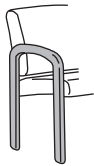
W: 1.25" D: 23" H: 24.5" WT: 6 lb.

Price by Shipping Zone				
Zone	1	2	3	4
	326	334	342	349

Shaded portion of the illustration indicates the product being described. Modular seating orders must include a layout to ensure proper configuration. **Seat and back cushions MUST be ordered separately from arms** - please note the product descriptions on this page.

General Information:

COM: n/a ♦
WOOD SPECS: Oak, Maple
MOIS. BARR: n/a
CA TB133: n/a



21140-RA RIGHT ARM, WOOD, MODULAR

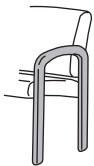
W: 1.25" D: 23" H: 24.5" WT: 6 lb.

Price by Shipping Zone				
Zone	1	2	3	4
	326	334	342	349

Shaded portion of the illustration indicates the product being described. Modular seating orders must include a layout to ensure proper configuration. **Seat and back cushions MUST be ordered separately from arms** - please note the product descriptions on this page.

General Information:

COM: n/a ♦
WOOD SPECS: Oak, Maple
MOIS. BARR: n/a
CA TB133: n/a



21140-CA CENTER ARM, WOOD, MODULAR

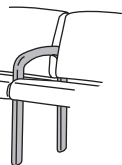
W: 1.25" D: 23" H: 24.5" WT: 6 lb.

Price by Shipping Zone				
Zone	1	2	3	4
	326	334	342	349

Shaded portion of the illustration indicates the product being described. Modular seating orders must include a layout to ensure proper configuration. **Seat and back cushions MUST be ordered separately from arms** - please note the product descriptions on this page.

General Information:

COM: n/a ♦
WOOD SPECS: Oak, Maple
MOIS. BARR: n/a
CA TB133: n/a



When ordering specify:
 Product number
 Fabric vendor, pattern and color
 Room layout

37211 CHAIR, UPHOLSTERED ARM, WOOD CAP

W: 26"	D: 26"	H: 31.25"	SW: 20"	SD: 20"	SH: 18.5"	AH: 25.5"	WT: 52 lb.		
	B/COM	C	D	E	F	G	H	I	J
Zone 1:	1690	1753	1830	1914	2040	2166	2289	2415	2537
Zone 2:	1728	1791	1868	1952	2078	2204	2327	2453	2575
Zone 3:	1767	1830	1907	1991	2117	2243	2366	2492	2614
Zone 4:	1805	1868	1945	2029	2155	2281	2404	2530	2652

General Information:

COM: 3.5 yd. ♦
 WOOD SPECS: Oak, Maple
 MOIS. BARR: included
 CA TB133: +\$140



37212 LOVESEAT, UPHOLSTERED ARM, WOOD CAP

W: 46"	D: 26"	H: 31.25"	SW: 40"	SD: 20"	SH: 18.5"	AH: 25.5"	WT: 73 lb.		
	B/COM	C	D	E	F	G	H	I	J
Zone 1:	2791	2877	2981	3095	3266	3437	3603	3774	3941
Zone 2:	2856	2942	3046	3160	3331	3502	3668	3839	4006
Zone 3:	2921	3007	3111	3225	3396	3567	3733	3904	4071
Zone 4:	2985	3071	3175	3289	3460	3631	3797	3968	4135

General Information:

COM: 4.75 yd. ♦
 WOOD SPECS: Oak, Maple
 MOIS. BARR: included
 CA TB133: +\$190

37213 SOFA, UPHOLSTERED ARM, WOOD CAP

W: 66"	D: 26"	H: 31.25"	SW: 60"	SD: 20"	SH: 18.5"	AH: 25.5"	WT: 100 lb.		
	B/COM	C	D	E	F	G	H	I	J
Zone 1:	3878	3982	4108	4246	4453	4660	4861	5068	5270
Zone 2:	3968	4072	4198	4336	4543	4750	4951	5158	5360
Zone 3:	4058	4162	4288	4426	4633	4840	5041	5248	5450
Zone 4:	4147	4251	4377	4515	4722	4929	5130	5337	5539

General Information:

COM: 5.75 yd. ♦
 WOOD SPECS: Oak, Maple
 MOIS. BARR: included
 CA TB133: +\$230

37292 LOVESEAT, UPHOLSTERED ARM, WOOD CAP, 1-PIECE BACK

W: 46"	D: 26"	H: 31.25"	SW: 40"	SD: 20"	SH: 18.5"	AH: 25.5"	WT: 73 lb.		
	B/COM	C	D	E	F	G	H	I	J
Zone 1:	2872	2953	3052	3160	3322	3484	3642	3804	3961
Zone 2:	2938	3019	3118	3226	3388	3550	3708	3870	4027
Zone 3:	3006	3087	3186	3294	3456	3618	3776	3938	4095
Zone 4:	3071	3152	3251	3359	3521	3683	3841	4003	4160

General Information:

COM: 4.5 yd. ♦
 WOOD SPECS: Oak, Maple
 MOIS. BARR: included
 CA TB133: +\$180

37293 SOFA, UPHOLSTERED ARM, WOOD CAP, 1-PIECE BACK

W: 66"	D: 26"	H: 33"	SW: 60"	SD: 20"	SH: 18.5"	AH: 25.5"	WT: 100 lb.		
	B/COM	C	D	E	F	G	H	I	J
Zone 1:	3970	4069	4190	4322	4520	4718	4911	5109	5301
Zone 2:	4062	4161	4282	4414	4612	4810	5003	5201	5393
Zone 3:	4154	4253	4374	4506	4704	4902	5095	5293	5485
Zone 4:	4245	4344	4465	4597	4795	4993	5186	5384	5576

General Information:

COM: 5.5 yd. ♦
 WOOD SPECS: Oak, Maple
 MOIS. BARR: included
 CA TB133: +\$220




Articulated fabric panel*

1-piece sofas are manufactured with an articulated middle back. Contrasting fabric panel on back and seat is available, refer to Fabric Zone details for more information. COM fabric requirements for contrasting panel is 2.75 yd.

- When ordering specify:
- Product number
 - Fabric vendor, pattern and color
 - Oak or maple wood
 - Finish

Arris



37210-2T 2 SEAT TANDEM, UPHOLSTERED ARM, WOOD CAP

W: 49"	D: 26"	H: 31.25"	SW: 20"	SD: 20"	SH: 18.5"	AH: 25.5"	WT: 87 lb.		
	B/COM	C	D	E	F	G	H	I	J
Zone 1:	3020	3124	3250	3388	3595	3802	4003	4210	4412
Zone 2:	3089	3193	3319	3457	3664	3871	4072	4279	4481
Zone 3:	3158	3262	3388	3526	3733	3940	4141	4348	4550
Zone 4:	3228	3332	3458	3596	3803	4010	4211	4418	4620

General Information:

COM: 5.75 yd. ♦
 WOOD SPECS: Oak, Maple
 MOIS. BARR: included
 CA TB133: +\$230

37210-3T 3 SEAT TANDEM, UPHOLSTERED ARM, WOOD CAP

W: 72"	D: 26"	H: 31.25"	SW: 20"	SD: 20"	SH: 18.5"	AH: 25.5"	WT: 128 lb.		
	B/COM	C	D	E	F	G	H	I	J
Zone 1:	4278	4427	4608	4806	5103	5400	5689	5986	6275
Zone 2:	4376	4525	4706	4904	5201	5498	5787	6084	6373
Zone 3:	4473	4622	4803	5001	5298	5595	5884	6181	6470
Zone 4:	4573	4722	4903	5101	5398	5695	5984	6281	6570

General Information:

COM: 8.25 yd. ♦
 WOOD SPECS: Oak, Maple
 MOIS. BARR: included
 CA TB133: +\$330



37411 CHAIR, WOOD ARM

W: 23.5"	D: 26"	H: 31.25"	SW: 20"	SD: 20"	SH: 18.5"	AH: 25"	WT: 32 lb.		
	B/COM	C	D	E	F	G	H	I	J
Zone 1:	1680	1712	1750	1792	1855	1918	1979	2042	2104
Zone 2:	1720	1752	1790	1832	1895	1958	2019	2082	2144
Zone 3:	1758	1790	1828	1870	1933	1996	2057	2120	2182
Zone 4:	1798	1830	1868	1910	1973	2036	2097	2160	2222

General Information:

COM: 1.75 yd. ♦
 WOOD SPECS: Oak, Maple
 MOIS. BARR: included
 CA TB133: +\$70

37412 LOVESEAT, WOOD ARM

W: 43.5"	D: 26"	H: 31.25"	SW: 40"	SD: 20"	SH: 18.5"	AH: 25"	WT: 55 lb.		
	B/COM	C	D	E	F	G	H	I	J
Zone 1:	2785	2839	2905	2977	3085	3193	3298	3406	3511
Zone 2:	2848	2902	2968	3040	3148	3256	3361	3469	3574
Zone 3:	2914	2968	3034	3106	3214	3322	3427	3535	3640
Zone 4:	2978	3032	3098	3170	3278	3386	3491	3599	3704

General Information:

COM: 3 yd. ♦
 WOOD SPECS: Oak, Maple
 MOIS. BARR: included
 CA TB133: +\$120

37413 SOFA, WOOD ARM

W: 63.5"	D: 26"	H: 31.25"	SW: 60"	SD: 20"	SH: 18.5"	AH: 25"	WT: 82 lb.		
	B/COM	C	D	E	F	G	H	I	J
Zone 1:	3873	3950	4043	4145	4298	4451	4600	4753	4902
Zone 2:	3964	4041	4134	4236	4389	4542	4691	4844	4993
Zone 3:	4053	4130	4223	4325	4478	4631	4780	4933	5082
Zone 4:	4144	4221	4314	4416	4569	4722	4871	5024	5173

General Information:

COM: 4.25 yd. ♦
 WOOD SPECS: Oak, Maple
 MOIS. BARR: included
 CA TB133: +\$170

When ordering specify:
 Product number
 Fabric vendor, pattern and color
 Oak or maple wood
 Finish

37492 LOVESEAT, WOOD ARM, 1-PIECE BACK

W: 43.5"	D: 26"	H: 31.25"	SW: 40"	SD: 20"	SH: 18.5"	AH: 25"	WT: 55 lb.		
	B/COM	C	D	E	F	G	H	I	J
Zone 1:	2869	2919	2979	3045	3144	3243	3339	3438	3535
Zone 2:	2936	2986	3046	3112	3211	3310	3406	3505	3602
Zone 3:	3003	3053	3113	3179	3278	3377	3473	3572	3669
Zone 4:	3071	3121	3181	3247	3346	3445	3541	3640	3737

General Information:

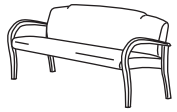
COM: 2.75 yd. ♦
 WOOD SPECS: Oak, Maple
 MOIS. BARR: included
 CA TB133: +\$110

37493 SOFA, WOOD ARM, 1-PIECE BACK

W: 63.5"	D: 26"	H: 33"	SW: 60"	SD: 20"	SH: 18.5"	AH: 25"	WT: 82 lb.		
	B/COM	C	D	E	F	G	H	I	J
Zone 1:	3954	4017	4094	4178	4304	4430	4553	4679	4801
Zone 2:	4047	4110	4187	4271	4397	4523	4646	4772	4894
Zone 3:	4138	4201	4278	4362	4488	4614	4737	4863	4985
Zone 4:	4232	4295	4372	4456	4582	4708	4831	4957	5079

General Information:

COM: 3.5 yd. ♦
 WOOD SPECS: Oak, Maple
 MOIS. BARR: included
 CA TB133: +\$140



Articulated fabric panel*

1-piece sofas are manufactured with an articulated middle back. Contrasting fabric panel on back and seat is available, refer to Fabric Zone details for more information. COM fabric requirements for contrasting panel is 2.75 yd.

37410-2T 2 SEAT TANDEM, WOOD ARM

W: 45.25"	D: 26"	H: 31.25"	SW: 20"	SD: 20"	SH: 18.5"	AH: 25"	WT: 60 lb.		
	B/COM	C	D	E	F	G	H	I	J
Zone 1:	3023	3082	3153	3231	3348	3465	3579	3696	3810
Zone 2:	3091	3150	3221	3299	3416	3533	3647	3764	3878
Zone 3:	3162	3221	3292	3370	3487	3604	3718	3835	3949
Zone 4:	3233	3292	3363	3441	3558	3675	3789	3906	4020

General Information:

COM: 3.25 yd. ♦
 WOOD SPECS: Oak, Maple
 MOIS. BARR: included
 CA TB133: +\$130

37410-3T 3 SEAT TANDEM, WOOD ARM

W: 67"	D: 26"	H: 31.25"	SW: 20"	SD: 20"	SH: 18.5"	AH: 25"	WT: 92 lb.		
	B/COM	C	D	E	F	G	H	I	J
Zone 1:	4279	4360	4459	4567	4729	4891	5049	5211	5368
Zone 2:	4380	4461	4560	4668	4830	4992	5150	5312	5469
Zone 3:	4480	4561	4660	4768	4930	5092	5250	5412	5569
Zone 4:	4579	4660	4759	4867	5029	5191	5349	5511	5668

General Information:

COM: 4.5 yd. ♦
 WOOD SPECS: Oak, Maple
 MOIS. BARR: included
 CA TB133: +\$180

When ordering specify:
 Product number
 Fabric vendor, pattern and color
 Oak or maple wood
 Finish

Arris



37711 CHAIR, WALLSAVER WOOD ARM

W: 23.5"	D: 26"	H: 31.25"	SW: 20"	SD: 20"	SH: 18.5"	AH: 25"	WT: 32 lb.		
	B/COM	C	D	E	F	G	H	I	J
Zone 1:	1762	1794	1832	1874	1937	2000	2061	2124	2186
Zone 2:	1804	1836	1874	1916	1979	2042	2103	2166	2228
Zone 3:	1845	1877	1915	1957	2020	2083	2144	2207	2269
Zone 4:	1886	1918	1956	1998	2061	2124	2185	2248	2310

General Information:

COM: 1.75 yd. ♦
 WOOD SPECS: Oak, Maple
 MOIS. BARR: included
 CA TB133: +\$70



37771 PATIENT CHAIR, WALLSAVER WOOD ARM, HIGH BACK

W: 23.5"	D: 28"	H: 40.5"	SW: 20"	SD: 20"	SH: 18.5"	AH: 25"	WT: 40 lb.		
	B/COM	C	D	E	F	G	H	I	J
Zone 1:	1851	1892	1941	1995	2076	2157	2236	2317	2396
Zone 2:	1894	1935	1984	2038	2119	2200	2279	2360	2439
Zone 3:	1936	1977	2026	2080	2161	2242	2321	2402	2481
Zone 4:	1979	2020	2069	2123	2204	2285	2364	2445	2524

General Information:

COM: 2.25 yd. ♦
 WOOD SPECS: Oak, Maple
 MOIS. BARR: included
 CA TB133: +\$90



37401-OT FOOTSTOOL, WOOD ARM

W: 18.5"	D: 18"	H: 11.5"	WT: 12 lb.						
	B/COM	C	D	E	F	G	H	I	J
Zone 1:	845	868	895	925	970	1015	1059	1104	1148
Zone 2:	864	887	914	944	989	1034	1078	1123	1167
Zone 3:	884	907	934	964	1009	1054	1098	1143	1187
Zone 4:	903	926	953	983	1028	1073	1117	1162	1206

General Information:

COM: 1.25 yd. ♦
 WOOD SPECS: Oak, Maple
 MOIS. BARR: included
 CA TB133: +\$50

- When ordering specify:
- Product number
 - Fabric vendor, pattern and color
 - Oak or maple wood
 - Finish



37111-M 1 SEAT, FOR WOOD CAP ARMS, MODULAR

W: –	D: 26"	H: 31.25"	SW: 20"	SD: 20"	SH: 18.5"	AH: –	WT: 23 lb.		
	B/COM	C	D	E	F	G	H	I	J
Zone 1:	774	806	844	886	949	1012	1073	1136	1198
Zone 2:	792	824	862	904	967	1030	1091	1154	1216
Zone 3:	810	842	880	922	985	1048	1109	1172	1234
Zone 4:	827	859	897	939	1002	1065	1126	1189	1251

Shaded portion of the illustration indicates the product being described. Modular seating orders must include a layout to ensure proper configuration. **Arms MUST be ordered separately from seat and back cushions** - please note the product descriptions on this page.

General Information:

COM: 1.75 yd. ♦
 WOOD SPECS: n/a
 MOIS. BARR: included
 CA TB133: +\$70

37112-M 2 SEAT, FOR WOOD CAP ARMS, MODULAR

W: –	D: 26"	H: 31.25"	SW: 40"	SD: 20"	SH: 18.5"	AH: –	WT: 46 lb.		
	B/COM	C	D	E	F	G	H	I	J
Zone 1:	1932	1986	2052	2124	2232	2340	2445	2553	2658
Zone 2:	1977	2031	2097	2169	2277	2385	2490	2598	2703
Zone 3:	2022	2076	2142	2214	2322	2430	2535	2643	2748
Zone 4:	2068	2122	2188	2260	2368	2476	2581	2689	2794

Shaded portion of the illustration indicates the product being described. Modular seating orders must include a layout to ensure proper configuration. **Arms MUST be ordered separately from seat and back cushions** - please note the product descriptions on this page.

General Information:

COM: 3 yd. ♦
 WOOD SPECS: n/a
 MOIS. BARR: included
 CA TB133: +\$120

37113-M 3 SEAT, FOR WOOD CAP ARMS, MODULAR

W: –	D: 26"	H: 31.25"	SW: 60"	SD: 20"	SH: 18.5"	AH: –	WT: 73 lb.		
	B/COM	C	D	E	F	G	H	I	J
Zone 1:	3076	3153	3246	3348	3501	3654	3803	3956	4105
Zone 2:	3147	3224	3317	3419	3572	3725	3874	4027	4176
Zone 3:	3219	3296	3389	3491	3644	3797	3946	4099	4248
Zone 4:	3289	3366	3459	3561	3714	3867	4016	4169	4318

Shaded portion of the illustration indicates the product being described. Modular seating orders must include a layout to ensure proper configuration. **Arms MUST be ordered separately from seat and back cushions** - please note the product descriptions on this page.

General Information:

COM: 4.25 yd. ♦
 WOOD SPECS: n/a
 MOIS. BARR: included
 CA TB133: +\$170


37192-M 2 SEAT, 1-PIECE BACK, FOR WOOD CAP ARMS, MODULAR

W: –	D: 26"	H: 31.25"	SW: 40"	SD: 20"	SH: 18.5"	AH: –	WT: 46 lb.		
	B/COM	C	D	E	F	G	H	I	J
Zone 1:	2010	2055	2110	2170	2260	2350	2438	2528	2615
Zone 2:	2059	2104	2159	2219	2309	2399	2487	2577	2664
Zone 3:	2104	2149	2204	2264	2354	2444	2532	2622	2709
Zone 4:	2151	2196	2251	2311	2401	2491	2579	2669	2756

Shaded portion of the illustration indicates the product being described. Modular seating orders must include a layout to ensure proper configuration. **Arms MUST be ordered separately from seat and back cushions** - please note the product descriptions on this page.

General Information:

COM: 2.5 yd. ♦
 WOOD SPECS: n/a
 MOIS. BARR: included
 CA TB133: +\$100



37193-M 3 SEAT, 1-PIECE BACK, FOR WOOD CAP ARMS, MODULAR

W: –	D: 26"	H: 33"	SW: 60"	SD: 20"	SH: 18.5"	AH: –	WT: 73 lb.		
	B/COM	C	D	E	F	G	H	I	J
Zone 1:	3156	3224	3306	3396	3531	3666	3797	3932	4064
Zone 2:	3228	3296	3378	3468	3603	3738	3869	4004	4136
Zone 3:	3302	3370	3452	3542	3677	3812	3943	4078	4210
Zone 4:	3375	3443	3525	3615	3750	3885	4016	4151	4283

Shaded portion of the illustration indicates the product being described. Modular seating orders must include a layout to ensure proper configuration. **Arms MUST be ordered separately from seat and back cushions** - please note the product descriptions on this page. 1-piece sofas are manufactured with an articulated middle back. Contrasting fabric panel on back and seat is available, refer to Fabric Zone details for more information. COM fabric requirements for contrasting panel is 2.75 yd.

General Information:

COM: 3.75 yd. ♦
 WOOD SPECS: n/a
 MOIS. BARR: included
 CA TB133: +\$150



Articulated fabric panel*

When ordering specify:
 Product number
 Fabric vendor, pattern and color
 Room layout

Arris modular seats



37411-M 1 SEAT, FOR WOOD ARMS, MODULAR

W: –	D: 26"	H: 31.25"	SW: 20"	SD: 20"	SH: 18.5"	AH: –	WT: 23 lb.		
	B/COM	C	D	E	F	G	H	I	J
Zone 1:	774	806	844	886	949	1012	1073	1136	1198
Zone 2:	792	824	862	904	967	1030	1091	1154	1216
Zone 3:	810	842	880	922	985	1048	1109	1172	1234
Zone 4:	827	859	897	939	1002	1065	1126	1189	1251

Shaded portion of the illustration indicates the product being described. Modular seating orders must include a layout to ensure proper configuration. **Arms MUST be ordered separately from seat and back cushions** - please note the product descriptions on this page.

General Information:

COM: 1.75 yd. ♦
WOOD SPECS: n/a
MOIS. BARR: included
CA TB133: +\$70

37412-M 2 SEAT, FOR WOOD ARMS, MODULAR

W: –	D: 26"	H: 31.25"	SW: 40"	SD: 20"	SH: 18.5"	AH: –	WT: 46 lb.		
	B/COM	C	D	E	F	G	H	I	J
Zone 1:	1932	1986	2052	2124	2232	2340	2445	2553	2658
Zone 2:	1977	2031	2097	2169	2277	2385	2490	2598	2703
Zone 3:	2022	2076	2142	2214	2322	2430	2535	2643	2748
Zone 4:	2068	2122	2188	2260	2368	2476	2581	2689	2794

Shaded portion of the illustration indicates the product being described. Modular seating orders must include a layout to ensure proper configuration. **Arms MUST be ordered separately from seat and back cushions** - please note the product descriptions on this page.

General Information:

COM: 3 yd. ♦
WOOD SPECS: n/a
MOIS. BARR: included
CA TB133: +\$120

37413-M 3 SEAT, FOR WOOD ARMS, MODULAR

W: –	D: 26"	H: 31.25"	SW: 60"	SD: 20"	SH: 18.5"	AH: –	WT: 73 lb.		
	B/COM	C	D	E	F	G	H	I	J
Zone 1:	3076	3153	3246	3348	3501	3654	3803	3956	4105
Zone 2:	3147	3224	3317	3419	3572	3725	3874	4027	4176
Zone 3:	3219	3296	3389	3491	3644	3797	3946	4099	4248
Zone 4:	3289	3366	3459	3561	3714	3867	4016	4169	4318

Shaded portion of the illustration indicates the product being described. Modular seating orders must include a layout to ensure proper configuration. **Arms MUST be ordered separately from seat and back cushions** - please note the product descriptions on this page.

General Information:

COM: 4.25 yd. ♦
WOOD SPECS: n/a
MOIS. BARR: included
CA TB133: +\$170

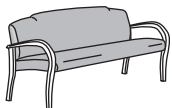
37492-M 2 SEAT, 1-PIECE BACK, FOR WOOD ARMS, MODULAR

W: –	D: 26"	H: 31.25"	SW: 40"	SD: 20"	SH: 18.5"	AH: –	WT: 46 lb.		
	B/COM	C	D	E	F	G	H	I	J
Zone 1:	2013	2063	2123	2189	2288	2387	2483	2582	2679
Zone 2:	2062	2112	2172	2238	2337	2436	2532	2631	2728
Zone 3:	2107	2157	2217	2283	2382	2481	2577	2676	2773
Zone 4:	2154	2204	2264	2330	2429	2528	2624	2723	2820

Shaded portion of the illustration indicates the product being described. Modular seating orders must include a layout to ensure proper configuration. **Arms MUST be ordered separately from seat and back cushions** - please note the product descriptions on this page.

General Information:

COM: 2.75 yd. ♦
WOOD SPECS: n/a
MOIS. BARR: included
CA TB133: +\$110



37493-M 3 SEAT, 1-PIECE BACK, FOR WOOD ARMS, MODULAR

W: –	D: 26"	H: 33"	SW: 60"	SD: 20"	SH: 18.5"	AH: –	WT: 73 lb.		
	B/COM	C	D	E	F	G	H	I	J
Zone 1:	3153	3216	3293	3377	3503	3629	3752	3878	4000
Zone 2:	3225	3288	3365	3449	3575	3701	3824	3950	4072
Zone 3:	3299	3362	3439	3523	3649	3775	3898	4024	4146
Zone 4:	3372	3435	3512	3596	3722	3848	3971	4097	4219

Shaded portion of the illustration indicates the product being described. Modular seating orders must include a layout to ensure proper configuration. **Arms MUST be ordered separately from seat and back cushions** - please note the product descriptions on this page. 1-piece sofas are manufactured with an articulated middle back. Contrasting fabric panel on back and seat is available, refer to Fabric Zone details for more information. COM fabric requirements for contrasting panel is 2.75 yd.

General Information:

COM: 3.5 yd. ♦
WOOD SPECS: n/a
MOIS. BARR: included
CA TB133: +\$140



Articulated fabric panel*

- When ordering specify:
- Product number
 - Fabric vendor, pattern and color
 - Room layout

37210-LA LEFT ARM, UPHOLSTERED ARM, WOOD CAP, MODULAR

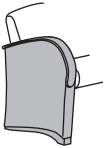
W: 3" D: 25.25" H: 25.5" WT: 14 lb.

	B/COM	C	D	E	F	G	H	I	J
Zone 1:	504	536	574	616	679	742	803	866	928
Zone 2:	516	548	586	628	691	754	815	878	940
Zone 3:	527	559	597	639	702	765	826	889	951
Zone 4:	537	569	607	649	712	775	836	899	961

Shaded portion of the illustration indicates the product being described. Modular seating orders must include a layout to ensure proper configuration. **Seat and back cushions MUST be ordered separately from arms** - please note the product descriptions on this page.

General Information:

COM: 1.75 yd. ♦
 WOOD SPECS: Oak, Maple
 MOIS. BARR: included
 CA TB133: +\$70



37210-RA RIGHT ARM, UPHOLSTERED ARM, WOOD CAP, MODULAR


W: 3" D: 25.25" H: 25.5" WT: 14 lb.

	B/COM	C	D	E	F	G	H	I	J
Zone 1:	504	536	574	616	679	742	803	866	928
Zone 2:	516	548	586	628	691	754	815	878	940
Zone 3:	527	559	597	639	702	765	826	889	951
Zone 4:	537	569	607	649	712	775	836	899	961

Shaded portion of the illustration indicates the product being described. Modular seating orders must include a layout to ensure proper configuration. **Seat and back cushions MUST be ordered separately from arms** - please note the product descriptions on this page.

General Information:

COM: 1.75 yd. ♦
 WOOD SPECS: Oak, Maple
 MOIS. BARR: included
 CA TB133: +\$70



37210-CA CENTER ARM, UPHOLSTERED ARM, WOOD CAP, MODULAR

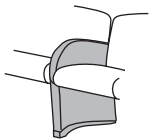
W: 3" D: 25.25" H: 25.5" WT: 14 lb.

	B/COM	C	D	E	F	G	H	I	J
Zone 1:	504	536	574	616	679	742	803	866	928
Zone 2:	516	548	586	628	691	754	815	878	940
Zone 3:	527	559	597	639	702	765	826	889	951
Zone 4:	537	569	607	649	712	775	836	899	961

Shaded portion of the illustration indicates the product being described. Modular seating orders must include a layout to ensure proper configuration. **Seat and back cushions MUST be ordered separately from arms** - please note the product descriptions on this page.

General Information:

COM: 1.75 yd. ♦
 WOOD SPECS: Oak, Maple
 MOIS. BARR: included
 CA TB133: +\$70



37210-LT LEFT ARM TO TABLE, UPHOLSTERED ARM, WOOD CAP, MODULAR

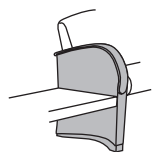
W: 3" D: 25.25" H: 25.5" WT: 14 lb.

	B/COM	C	D	E	F	G	H	I	J
Zone 1:	504	536	574	616	679	742	803	866	928
Zone 2:	516	548	586	628	691	754	815	878	940
Zone 3:	527	559	597	639	702	765	826	889	951
Zone 4:	537	569	607	649	712	775	836	899	961

Shaded portion of the illustration indicates the product being described. Modular seating orders must include a layout to ensure proper configuration. **Seat and back cushions MUST be ordered separately from arms** - please note the product descriptions on this page.

General Information:

COM: 1.75 yd. ♦
 WOOD SPECS: Oak, Maple
 MOIS. BARR: included
 CA TB133: +\$70



37210-RT RIGHT ARM TO TABLE, UPHOLSTERED ARM, WOOD CAP, MODULAR

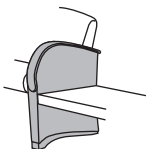
W: 3" D: 25.25" H: 25.5" WT: 14 lb.

	B/COM	C	D	E	F	G	H	I	J
Zone 1:	504	536	574	616	679	742	803	866	928
Zone 2:	516	548	586	628	691	754	815	878	940
Zone 3:	527	559	597	639	702	765	826	889	951
Zone 4:	537	569	607	649	712	775	836	899	961

Shaded portion of the illustration indicates the product being described. Modular seating orders must include a layout to ensure proper configuration. **Seat and back cushions MUST be ordered separately from arms** - please note the product descriptions on this page.

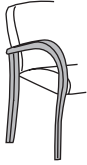
General Information:

COM: 1.75 yd. ♦
 WOOD SPECS: Oak, Maple
 MOIS. BARR: included
 CA TB133: +\$70



- When ordering specify:
- Product number
 - Oak or maple wood
 - Finish
 - Room layout

Arris modular arms



37410-LA LEFT ARM, WOOD, MODULAR

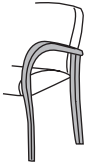
W: 1.75" D: 25.25" H: 25" WT: 5 lb.

Price by Shipping Zone				
Zone	1	2	3	4
	495	506	518	530

Shaded portion of the illustration indicates the product being described. Modular seating orders must include a layout to ensure proper configuration. **Seat and back cushions MUST be ordered separately from arms** - please note the product descriptions on this page.

General Information:

COM: n/a ♦
 WOOD SPECS: Oak, Maple
 MOIS. BARR: n/a
 CA TB133: n/a



37410-RA RIGHT ARM, WOOD, MODULAR

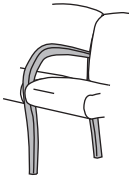
W: 1.75" D: 25.25" H: 25" WT: 5 lb.

Price by Shipping Zone				
Zone	1	2	3	4
	495	506	518	530

Shaded portion of the illustration indicates the product being described. Modular seating orders must include a layout to ensure proper configuration. **Seat and back cushions MUST be ordered separately from arms** - please note the product descriptions on this page.

General Information:

COM: n/a ♦
 WOOD SPECS: Oak, Maple
 MOIS. BARR: n/a
 CA TB133: n/a



37410-CA CENTER ARM, WOOD, MODULAR

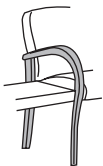
W: 1.75" D: 25.25" H: 25" WT: 5 lb.

Price by Shipping Zone				
Zone	1	2	3	4
	495	506	518	530

Shaded portion of the illustration indicates the product being described. Modular seating orders must include a layout to ensure proper configuration. **Seat and back cushions MUST be ordered separately from arms** - please note the product descriptions on this page.

General Information:

COM: n/a ♦
 WOOD SPECS: Oak, Maple
 MOIS. BARR: n/a
 CA TB133: n/a



37410-LT LEFT ARM TO TABLE, WOOD, MODULAR

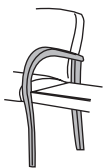
W: 1.75" D: 25.25" H: 25" WT: 5 lb.

Price by Shipping Zone				
Zone	1	2	3	4
	495	506	518	530

Shaded portion of the illustration indicates the product being described. Modular seating orders must include a layout to ensure proper configuration. **Seat and back cushions MUST be ordered separately from arms** - please note the product descriptions on this page.

General Information:

COM: n/a ♦
 WOOD SPECS: Oak, Maple
 MOIS. BARR: n/a
 CA TB133: n/a



37410-RT RIGHT ARM TO TABLE, WOOD, MODULAR

W: 1.75" D: 25.25" H: 25" WT: 5 lb.


Price by Shipping Zone				
Zone	1	2	3	4
	495	506	518	530

Shaded portion of the illustration indicates the product being described. Modular seating orders must include a layout to ensure proper configuration. **Seat and back cushions MUST be ordered separately from arms** - please note the product descriptions on this page.

General Information:

COM: n/a ♦
 WOOD SPECS: Oak, Maple
 MOIS. BARR: n/a
 CA TB133: n/a

- When ordering specify:
- Product number
 - Oak or maple wood
 - Finish
 - Room layout



37100-ST SPANNER TABLE, FOR WOOD CAP ARMS, MODULAR

W: 20" D: 17.25" H: 16" WT: 14 lb.

Price by Shipping Zone				
Zone	1	2	3	4
	628	642	657	673

Shaded portion of the illustration indicates the product being described. Modular seating orders must include a layout to ensure proper configuration.

General Information:

COM: n/a ♦
WOOD SPECS: Oak, Maple
MOIS. BARR: n/a
CA TB133: n/a

37400-ST SPANNER TABLE, FOR WOOD ARMS, MODULAR

W: 18.25" D: 17.25" H: 16" WT: 14 lb.

Price by Shipping Zone				
Zone	1	2	3	4
	628	642	657	673

Shaded portion of the illustration indicates the product being described. Modular seating orders must include a layout to ensure proper configuration.

General Information:

COM: n/a ♦
WOOD SPECS: Oak, Maple
MOIS. BARR: n/a
CA TB133: n/a

37100-LET LEFT END TABLE, FOR WOOD CAP ARMS, MODULAR

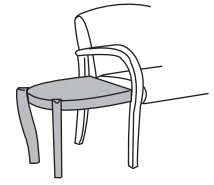
W: 20" D: 17.25" H: 17.25" WT: 15 lb.

Price by Shipping Zone				
Zone	1	2	3	4
	1259	1290	1320	1351

Shaded portion of the illustration indicates the product being described. Modular seating orders must include a layout to ensure proper configuration.

General Information:

COM: n/a ♦
WOOD SPECS: Oak, Maple
MOIS. BARR: n/a
CA TB133: n/a



37400-LET LEFT END TABLE, FOR WOOD ARMS, MODULAR

W: 18.25" D: 17.25" H: 17.25" WT: 15 lb.

Price by Shipping Zone				
Zone	1	2	3	4
	1259	1290	1320	1351

Shaded portion of the illustration indicates the product being described. Modular seating orders must include a layout to ensure proper configuration.

General Information:

COM: n/a ♦
WOOD SPECS: Oak, Maple
MOIS. BARR: n/a
CA TB133: n/a

37100-RET RIGHT END TABLE, FOR WOOD CAP ARMS, MODULAR

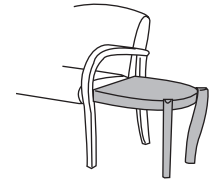
W: 20" D: 17.25" H: 16" WT: 15 lb.

Price by Shipping Zone				
Zone	1	2	3	4
	1259	1290	1320	1351

Shaded portion of the illustration indicates the product being described. Modular seating orders must include a layout to ensure proper configuration.

General Information:

COM: n/a ♦
WOOD SPECS: Oak, Maple
MOIS. BARR: n/a
CA TB133: n/a



37400-RET RIGHT END TABLE, FOR WOOD ARMS, MODULAR

W: 18.25" D: 17.25" H: 16" WT: 15 lb.

Price by Shipping Zone				
Zone	1	2	3	4
	1259	1290	1320	1351

Shaded portion of the illustration indicates the product being described. Modular seating orders must include a layout to ensure proper configuration.

General Information:

COM: n/a ♦
WOOD SPECS: Oak, Maple
MOIS. BARR: n/a
CA TB133: n/a

37100-CT CORNER TABLE, FOR WOOD CAP ARMS, MODULAR


W: 37.5" D: 20" H: 16" WT: 17 lb.

Price by Shipping Zone				
Zone	1	2	3	4
	959	982	1005	1026

Shaded portion of the illustration indicates the product being described. Modular seating orders must include a layout to ensure proper configuration.

General Information:

COM: n/a ♦
WOOD SPECS: Oak, Maple
MOIS. BARR: n/a
CA TB133: n/a



37400-CT CORNER TABLE, FOR WOOD ARMS, MODULAR

W: 37.5" D: 20" H: 16" WT: 17 lb.

Price by Shipping Zone				
Zone	1	2	3	4
	959	982	1005	1026

Shaded portion of the illustration indicates the product being described. Modular seating orders must include a layout to ensure proper configuration.

General Information:

COM: n/a ♦
WOOD SPECS: Oak, Maple
MOIS. BARR: n/a
CA TB133: n/a

- When ordering specify:
- Product number
 - Laminate
 - Oak or maple wood
 - Finish
 - Room layout

Arris free standing tables



37-212020 END TABLE, 21H 20W 20D

W: 20" D: 20" H: 21" WT: 19 lb.

Price by Shipping Zone				
Zone	1	2	3	4
	1561	1629	1667	1706

General Information:

COM: n/a ♦
 WOOD SPECS: Oak, Maple
 MOIS. BARR: n/a
 CA TB133: n/a



37-162040 COFFEE TABLE, 16H 20W 40D

W: 40" D: 20" H: 16" WT: 30 lb.

Price by Shipping Zone				
Zone	1	2	3	4
	1863	1907	1951	1996

General Information:

COM: n/a ♦
 WOOD SPECS: Oak, Maple
 MOIS. BARR: n/a
 CA TB133: n/a


- When ordering specify:
- Product number
 - Laminate
 - Oak or maple wood
 - Finish

37211B30 BARIATRIC CHAIR, 30" SEAT, UPHOLSTERED ARM, WOOD CAP

W: 36"	D: 26"	H: 31.25"	SW: 30"	SD: 20"	SH: 18.5"	AH: 25.5"	WT: 69 lb.		
	B/COM	C	D	E	F	G	H	I	J
Zone 1:	2444	2516	2604	2700	2844	2988	3128	3272	3412
Zone 2:	2501	2573	2661	2757	2901	3045	3185	3329	3469
Zone 3:	2558	2630	2718	2814	2958	3102	3242	3386	3526
Zone 4:	2612	2684	2772	2868	3012	3156	3296	3440	3580

General Information:

COM: 4 yd. ♦
 WOOD SPECS: Oak, Maple
 MOIS. BARR: included
 CA TB133: +\$160



37211B40 BARIATRIC LOVESEAT, 40" SEAT, UPHOLSTERED ARM, WOOD CAP

W: 46"	D: 26"	H: 31.25"	SW: 40"	SD: 20"	SH: 18.5"	AH: 25.5"	WT: 78 lb.		
	B/COM	C	D	E	F	G	H	I	J
Zone 1:	2792	2873	2972	3080	3242	3404	3562	3724	3881
Zone 2:	2857	2938	3037	3145	3307	3469	3627	3789	3946
Zone 3:	2921	3002	3101	3209	3371	3533	3691	3853	4010
Zone 4:	2985	3066	3165	3273	3435	3597	3755	3917	4074

General Information:

COM: 4.5 yd. ♦
 WOOD SPECS: Oak, Maple
 MOIS. BARR: included
 CA TB133: +\$180

37411B30 BARIATRIC CHAIR, 30" SEAT, WOOD ARM

W: 33.5"	D: 26"	H: 31.25"	SW: 30"	SD: 20"	SH: 18.5"	AH: 25.5"	WT: 46 lb.		
	B/COM	C	D	E	F	G	H	I	J
Zone 1:	2438	2488	2548	2614	2713	2812	2908	3007	3104
Zone 2:	2493	2543	2603	2669	2768	2867	2963	3062	3159
Zone 3:	2550	2600	2660	2726	2825	2924	3020	3119	3216
Zone 4:	2607	2657	2717	2783	2882	2981	3077	3176	3273

General Information:

COM: 2.75 yd. ♦
 WOOD SPECS: Oak, Maple
 MOIS. BARR: included
 CA TB133: +\$110



37411B40 BARIATRIC LOVESEAT, 40" SEAT, WOOD ARM

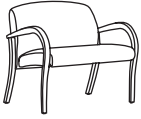
W: 43.5"	D: 26"	H: 31.25"	SW: 40"	SD: 20"	SH: 18.5"	AH: 25.5"	WT: 55 lb.		
	B/COM	C	D	E	F	G	H	I	J
Zone 1:	2783	2833	2893	2959	3058	3157	3253	3352	3449
Zone 2:	2847	2897	2957	3023	3122	3221	3317	3416	3513
Zone 3:	2912	2962	3022	3088	3187	3286	3382	3481	3578
Zone 4:	2977	3027	3087	3153	3252	3351	3447	3546	3643

General Information:

COM: 2.75 yd. ♦
 WOOD SPECS: Oak, Maple
 MOIS. BARR: included
 CA TB133: +\$110

When ordering specify:
 Product number
 Fabric vendor, pattern and color
 Oak or maple wood
 Finish

Arris bariatric



37711B30 BARIATRIC CHAIR, 30" SEAT, WALLSAVER WOOD ARM

W: 33.5"	D: 26"	H: 31.25"	SW: 30"	SD: 20"	SH: 18.5"	AH: 25"	WT: 46 lb.		
B/COM	C	D	E	F	G	H	I	J	
Zone 1:	2562	2612	2672	2738	2837	2936	3032	3131	3228
Zone 2:	2623	2673	2733	2799	2898	2997	3093	3192	3289
Zone 3:	2683	2733	2793	2859	2958	3057	3153	3252	3349
Zone 4:	2742	2792	2852	2918	3017	3116	3212	3311	3408

General Information:

COM: 2.75 yd. ♦
 WOOD SPECS: Oak, Maple
 MOIS. BARR: included
 CA TB133: +\$110

37711B40 BARIATRIC LOVESEAT, 40" SEAT, WALLSAVER, WOOD ARM

W: 43.5"	D: 26"	H: 31.25"	SW: 40"	SD: 20"	SH: 18.5"	AH: 25"	WT: 55 lb.		
B/COM	C	D	E	F	G	H	I	J	
Zone 1:	2923	2973	3033	3099	3198	3297	3393	3492	3589
Zone 2:	2991	3041	3101	3167	3266	3365	3461	3560	3657
Zone 3:	3059	3109	3169	3235	3334	3433	3529	3628	3725
Zone 4:	3127	3177	3237	3303	3402	3501	3597	3696	3793

General Information:

COM: 2.75 yd. ♦
 WOOD SPECS: Oak, Maple
 MOIS. BARR: included
 CA TB133: +\$110



37711B30 BARIATRIC PATIENT CHAIR, 30" SEAT, WALLSAVER WOOD ARM, HIGH BACK

W: 33.5"	D: 28"	H: 40.5"	SW: 30"	SD: 20"	SH: 18.5"	AH: 25"	WT: 51 lb.		
B/COM	C	D	E	F	G	H	I	J	
Zone 1:	2684	2738	2804	2876	2984	3092	3197	3305	3410
Zone 2:	2746	2800	2866	2938	3046	3154	3259	3367	3472
Zone 3:	2810	2864	2930	3002	3110	3218	3323	3431	3536
Zone 4:	2871	2925	2991	3063	3171	3279	3384	3492	3597

General Information:

COM: 3 yd. ♦
 WOOD SPECS: Oak, Maple
 MOIS. BARR: included
 CA TB133: +\$120

37711B40 BARIATRIC PATIENT LOVESEAT, 40" SEAT, WALLSAVER WOOD ARM, HIGH BACK

W: 43.5"	D: 28"	H: 40.5"	SW: 40"	SD: 20"	SH: 18.5"	AH: 25"	WT: 60 lb.		
B/COM	C	D	E	F	G	H	I	J	
Zone 1:	3064	3123	3194	3272	3389	3506	3620	3737	3851
Zone 2:	3135	3194	3265	3343	3460	3577	3691	3808	3922
Zone 3:	3206	3265	3336	3414	3531	3648	3762	3879	3993
Zone 4:	3277	3336	3407	3485	3602	3719	3833	3950	4064

General Information:

COM: 3.25 yd. ♦
 WOOD SPECS: Oak, Maple
 MOIS. BARR: included
 CA TB133: +\$130

When ordering specify:

- Product number
- Fabric vendor, pattern and color
- Oak or maple wood
- Finish

37111B30-M BARIATRIC 1 SEAT, 30" SEAT, FOR UPHOLSTERED ARM, WOOD CAP ARMS, MODULAR

W: -	D: 26"	H: 31.25"	SW: 30"	SD: 20"	SH: 18.5"	AH: -	WT: 36 lb.		
	B/COM	C	D	E	F	G	H	I	J
Zone 1:	1120	1165	1220	1280	1370	1460	1548	1638	1725
Zone 2:	1146	1191	1246	1306	1396	1486	1574	1664	1751
Zone 3:	1171	1216	1271	1331	1421	1511	1599	1689	1776
Zone 4:	1198	1243	1298	1358	1448	1538	1626	1716	1803

Shaded portion of the illustration indicates the product being described. Modular seating orders must include a layout to ensure proper configuration. **Arms MUST be ordered separately from seat and back cushions** - please note the product descriptions on this page.

General Information:

COM: 2.5 yd. ♦
WOOD SPECS: n/a
MOIS. BARR: included
CA TB133: +\$100



37111B40-M BARIATRIC 1 SEAT, 40" SEAT FOR UPHOLSTERED ARM, WOOD CAP ARMS, MODULAR

W: -	D: 26"	H: 31.25"	SW: 40"	SD: 20"	SH: 18.5"	AH: -	WT: 45 lb.		
	B/COM	C	D	E	F	G	H	I	J
Zone 1:	1930	1980	2040	2106	2205	2304	2400	2499	2596
Zone 2:	1977	2027	2087	2153	2252	2351	2447	2546	2643
Zone 3:	2022	2072	2132	2198	2297	2396	2492	2591	2688
Zone 4:	2066	2116	2176	2242	2341	2440	2536	2635	2732

Shaded portion of the illustration indicates the product being described. Modular seating orders must include a layout to ensure proper configuration. **Arms MUST be ordered separately from seat and back cushions** - please note the product descriptions on this page.

General Information:

COM: 2.75 yd. ♦
WOOD SPECS: n/a
MOIS. BARR: included
CA TB133: +\$110

37411B30-M BARIATRIC 1 SEAT, 30" SEAT, FOR WOOD ARMS, MODULAR

W: -	D: 26"	H: 31.25"	SW: 30"	SD: 20"	SH: 18.5"	AH: -	WT: 36 lb.		
	B/COM	C	D	E	F	G	H	I	J
Zone 1:	1123	1173	1233	1299	1398	1497	1593	1692	1789
Zone 2:	1149	1199	1259	1325	1424	1523	1619	1718	1815
Zone 3:	1174	1224	1284	1350	1449	1548	1644	1743	1840
Zone 4:	1201	1251	1311	1377	1476	1575	1671	1770	1867

Shaded portion of the illustration indicates the product being described. Modular seating orders must include a layout to ensure proper configuration. **Arms MUST be ordered separately from seat and back cushions** - please note the product descriptions on this page.

General Information:

COM: 2.75 yd. ♦
WOOD SPECS: n/a
MOIS. BARR: included
CA TB133: +\$110



37411B40-M BARIATRIC LOVESEAT, 40" SEAT FOR WOOD ARMS, MODULAR

W: -	D: 26"	H: 31.25"	SW: 40"	SD: 20"	SH: 18.5"	AH: -	WT: 45 lb.		
	B/COM	C	D	E	F	G	H	I	J
Zone 1:	1930	1980	2040	2106	2205	2304	2400	2499	2596
Zone 2:	1977	2027	2087	2153	2252	2351	2447	2546	2643
Zone 3:	2022	2072	2132	2198	2297	2396	2492	2591	2688
Zone 4:	2066	2116	2176	2242	2341	2440	2536	2635	2732


Shaded portion of the illustration indicates the product being described. Modular seating orders must include a layout to ensure proper configuration. **Arms MUST be ordered separately from seat and back cushions** - please note the product descriptions on this page.

General Information:

COM: 2.75 yd. ♦
WOOD SPECS: n/a
MOIS. BARR: included
CA TB133: +\$110

When ordering specify:
 Product number
 Fabric vendor, pattern and color
 Room layout

Arris recliners




37981 RECLINER, UPHOLSTERED ARM

W: 26"	D: 34"	H: 43.75"	SW: 20.5"	SD: 21.25"	SH: 18.5"	AH: 25"	WT: 94 lb.		
B/COM	C	D	E	F	G	H	I	J	
Zone 1:	2987	3082	3197	3323	3512	3701	3885	4074	4258
Zone 2:	3055	3150	3265	3391	3580	3769	3953	4142	4326
Zone 3:	3124	3219	3334	3460	3649	3838	4022	4211	4395
Zone 4:	3193	3288	3403	3529	3718	3907	4091	4280	4464

General Information:

COM: 5.25 yd. ♦
WOOD SPECS: Oak, Maple
MOIS. BARR: included
CA TB133: +\$210




37W981 RECLINER, WIDE, UPHOLSTERED ARM

W: 28.5"	D: 34"	H: 43.75"	SW: 23"	SD: 21.25"	SH: 18.5"	AH: 25"	WT: 96 lb.		
B/COM	C	D	E	F	G	H	I	J	
Zone 1:	3238	3337	3458	3590	3788	3986	4179	4377	4569
Zone 2:	3313	3412	3533	3665	3863	4061	4254	4452	4644
Zone 3:	3387	3486	3607	3739	3937	4135	4328	4526	4718
Zone 4:	3462	3561	3682	3814	4012	4210	4403	4601	4793

General Information:

COM: 5.5 yd. ♦
WOOD SPECS: Oak, Maple
MOIS. BARR: included
CA TB133: +\$220



37981W RECLINER, WOOD CAP

W: 26"	D: 34"	H: 43.75"	SW: 20.5"	SD: 21.25"	SH: 18.5"	AH: 25"	WT: 94 lb.		
B/COM	C	D	E	F	G	H	I	J	
Zone 1:	3148	3243	3358	3484	3673	3862	4046	4235	4419
Zone 2:	3220	3315	3430	3556	3745	3934	4118	4307	4491
Zone 3:	3292	3387	3502	3628	3817	4006	4190	4379	4563
Zone 4:	3365	3460	3575	3701	3890	4079	4263	4452	4636

General Information:

COM: 5.25 yd. ♦
WOOD SPECS: Oak, Maple
MOIS. BARR: included
CA TB133: +\$210



37W981W RECLINER, WIDE, WOOD CAP

W: 28.5"	D: 34"	H: 43.75"	SW: 23"	SD: 21.25"	SH: 18.5"	AH: 25"	WT: 96 lb.		
B/COM	C	D	E	F	G	H	I	J	
Zone 1:	3401	3500	3621	3753	3951	4149	4342	4540	4732
Zone 2:	3479	3578	3699	3831	4029	4227	4420	4618	4810
Zone 3:	3557	3656	3777	3909	4107	4305	4498	4696	4888
Zone 4:	3635	3734	3855	3987	4185	4383	4576	4774	4966

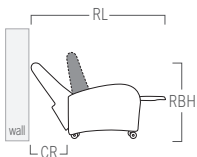
General Information:

COM: 5.5 yd. ♦
WOOD SPECS: Oak, Maple
MOIS. BARR: included
CA TB133: +\$220

37900-RM REPLACEMENT RECLINING MECHANISM

WT: 10 lb.

Price by Shipping Zone				
Zone	1	2	3	4
	321	328	334	342



RL- Reclined length 64"
RBH- Reclined back height 35"
CR- Clearance required when placed against a wall is 20"

Accessories

Casters, 5 lb.	37900-LC	+\$273	
Pushbar, 1.25 lb.	37900-PB	+\$117	
Foley-bag Hook, 0.125 lb.	37900-BH	+\$38	Specify left or right side (as facing).
Standard IV-pole, 7 lb.	37900-VI	+\$231	Specify left or right side (as facing).
Trigger IV-pole, 8 lb.	37900-V2	+\$420	Specify left or right side (as facing).
Stainless IV-pole, 8 lb.	37900-V3	+\$497	Specify left or right side (as facing).
Flip Table, 10 lb.	37900-FTL or R	+\$340	Specify left or right side (as facing).
Flip Table is 14"d x 12-1/2"w.			

Specify left or right side for Foley Bag Hook, IV-poles and Flip Table (while facing front of chair). Flip Table is 14"d x 12-1/2"w.

- When ordering specify:
- Product number
 - Fabric vendor, pattern and color
 - Oak or maple wood
 - Finish
 - Recliner options

37841 SLEEP CHAIR

W: 30"	D: 33.5"	H: 33.25"	SW: 24"	SD: 21"	SH: 18"	AH: 25"	WT: 113 lb.		
	B/COM	C	D	E	F	G	H	I	J
Zone 1:	3513	3617	3743	3881	4088	4295	4496	4703	4905
Zone 2:	3594	3698	3824	3962	4169	4376	4577	4784	4986
Zone 3:	3676	3780	3906	4044	4251	4458	4659	4866	5068
Zone 4:	3756	3860	3986	4124	4331	4538	4739	4946	5148

General Information:

COM: 5.75 yd. ♦
 WOOD SPECS: Oak, Maple
 MOIS. BARR: included
 CA TB133: +\$230



37W841 SLEEP CHAIR, WIDE

W: 36"	D: 33.5"	H: 33.25"	SW: 30"	SD: 21"	SH: 18"	AH: 25"	WT: 131 lb.		
	B/COM	C	D	E	F	G	H	I	J
Zone 1:	3775	3906	4065	4239	4500	4761	5015	5276	5530
Zone 2:	3862	3993	4152	4326	4587	4848	5102	5363	5617
Zone 3:	3947	4078	4237	4411	4672	4933	5187	5448	5702
Zone 4:	4034	4165	4324	4498	4759	5020	5274	5535	5789

General Information:

COM: 7.25 yd. ♦
 WOOD SPECS: Oak, Maple
 MOIS. BARR: included
 CA TB133: +\$290




37841W SLEEP CHAIR, WOOD CAP

W: 30"	D: 33.5"	H: 33.25"	SW: 24"	SD: 21"	SH: 18"	AH: 25"	WT: 113 lb.		
	B/COM	C	D	E	F	G	H	I	J
Zone 1:	3674	3778	3904	4042	4249	4456	4657	4864	5066
Zone 2:	3757	3861	3987	4125	4332	4539	4740	4947	5149
Zone 3:	3844	3948	4074	4212	4419	4626	4827	5034	5236
Zone 4:	3928	4032	4158	4296	4503	4710	4911	5118	5320

General Information:

COM: 5.75 yd. ♦
 WOOD SPECS: Oak, Maple
 MOIS. BARR: included
 CA TB133: +\$230



37W841W SLEEP CHAIR, WIDE, WOOD CAP

W: 36"	D: 33.5"	H: 33.25"	SW: 30"	SD: 21"	SH: 18"	AH: 25"	WT: 131 lb.		
	B/COM	C	D	E	F	G	H	I	J
Zone 1:	3936	4067	4226	4400	4661	4922	5176	5437	5691
Zone 2:	4025	4156	4315	4489	4750	5011	5265	5526	5780
Zone 3:	4115	4246	4405	4579	4840	5101	5355	5616	5870
Zone 4:	4206	4337	4496	4670	4931	5192	5446	5707	5961

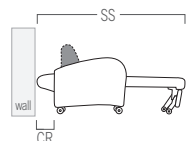
General Information:

COM: 7.25 yd. ♦
 WOOD SPECS: Oak, Maple
 MOIS. BARR: included
 CA TB133: +\$290



Accessories

Casters, 5 lb.	37800-LC	+\$273
Fitted Sheets, 2 lb.	37800-FS	+\$62



SS- Sleep surface 74"
 CR- Clearance required to open sleep surface when placed against a wall is 10"

- When ordering specify:
- Product number
 - Fabric vendor, pattern and color
 - Oak or maple wood
 - Finish
 - Sleep chair options

Autumn



7029800 SIDE CHAIR

W: 20.5" D: 25.25" H: 37.5" SW: 19.75" SD: 17.75" SH: 18.5" AH: – WT: 20 lb.

	B/COM	C	D	E	F	G	H	I	J
Zone 1:	848	870	896	925	968	1012	1054	1097	1139
Zone 2:	869	891	917	946	989	1033	1075	1118	1160
Zone 3:	889	911	937	966	1009	1053	1095	1138	1180
Zone 4:	908	930	956	985	1028	1072	1114	1157	1199

Price includes Chrome Rubber cushioned glides.

General Information:

COM: 1.2 yd. ♦
WOOD SPECS: Beech
MOIS. BARR: +\$8
CA TB133: +\$48



7329800 ARM CHAIR

W: 24.5" D: 25.25" H: 37.5" SW: 19.75" SD: 17.75" SH: 18.5" AH: 26.5" WT: 23 lb.

	B/COM	C	D	E	F	G	H	I	J
Zone 1:	958	980	1006	1035	1078	1122	1164	1207	1249
Zone 2:	979	1001	1027	1056	1099	1143	1185	1228	1270
Zone 3:	1002	1024	1050	1079	1122	1166	1208	1251	1293
Zone 4:	1023	1045	1071	1100	1143	1187	1229	1272	1314

Price includes Chrome Rubber cushioned glides.

General Information:

COM: 1.2 yd. ♦
WOOD SPECS: Beech
MOIS. BARR: +\$8
CA TB133: +\$48

Accessories

7144002 CASTERS, SET OF TWO, CARPET SURFACE



Stem Size: 50 mm
WT: 0.5 lb.
\$65

Caster Size: 2"
Load Cap: 110 lb. per caster

Specify locking or non-locking for front or rear legs when ordering.

7144004 CASTERS, SET OF TWO, HARD SURFACE



Stem Size: 50 mm
WT: 0.5 lb.
\$65

Caster Size: 2"
Load Cap: 110 lb. per caster

Specify locking or non-locking for front or rear legs when ordering.

7144001 REAR LOCKING CASTERS, FRONT NON LOCK SET OF FOUR, CARPET SURFACE



Stem Size: 50 mm
WT: 1 lb.
\$79

Caster Size: 2"
Load Cap: 110 lb. per caster

Includes two front non-locking casters and two rear locking casters.

7144003 REAR LOCKING CASTERS, FRONT NON LOCK SET OF FOUR, HARD SURFACE



Stem Size: 50 mm
WT: 1 lb.
\$79

Caster Size: 2"
Load Cap: 110 lb. per caster

Includes two front non-locking casters and two rear locking casters.

When ordering specify:

- Product number
- Fabric vendor, pattern and color
- Finish
- Moisture barrier option



41141 CHAIR, OPEN ARM

W: 25.5" D: 24" H: 31.75" SW: 20.5" SD: 18.5" SH: 18" AH: 24.5" WT: 38 lb.

	B/COM	C	D	E	F	G	H	I	J
Zone 1:	1204	1236	1274	1316	1379	1442	1503	1566	1628
Zone 2:	1232	1264	1302	1344	1407	1470	1531	1594	1656
Zone 3:	1261	1293	1331	1373	1436	1499	1560	1623	1685
Zone 4:	1287	1319	1357	1399	1462	1525	1586	1649	1711

Glides and urethane arm caps available in black only.

General Information:

COM: 1.75 yd. ♦
 WOOD SPECS: MDF
 MOIS. BARR: included
 CA TB133: +\$70

41142 LOVESEAT, OPEN ARM

W: 46" D: 24" H: 31.75" SW: 41" SD: 18.5" SH: 18" AH: 24.5" WT: 57 lb.

	B/COM	C	D	E	F	G	H	I	J
Zone 1:	1830	1884	1950	2022	2130	2238	2343	2451	2556
Zone 2:	1873	1927	1993	2065	2173	2281	2386	2494	2599
Zone 3:	1915	1969	2035	2107	2215	2323	2428	2536	2641
Zone 4:	1957	2011	2077	2149	2257	2365	2470	2578	2683

Glides and urethane arm caps available in black only.

General Information:

COM: 3 yd. ♦
 WOOD SPECS: MDF
 MOIS. BARR: included
 CA TB133: +\$120

41143 SOFA, OPEN ARM

W: 66.5" D: 24" H: 31.75" SW: 61.5" SD: 18.5" SH: 18" AH: 24.5" WT: 80 lb.

	B/COM	C	D	E	F	G	H	I	J
Zone 1:	2454	2531	2624	2726	2879	3032	3181	3334	3483
Zone 2:	2511	2588	2681	2783	2936	3089	3238	3391	3540
Zone 3:	2568	2645	2738	2840	2993	3146	3295	3448	3597
Zone 4:	2623	2700	2793	2895	3048	3201	3350	3503	3652

Glides and urethane arm caps available in black only.

General Information:

COM: 4.25 yd. ♦
 WOOD SPECS: MDF
 MOIS. BARR: included
 CA TB133: +\$170

41140-2T 2 SEAT TANDEM, OPEN ARM

W: 48.5" D: 24" H: 31.75" SW: 20.5" SD: 18.5" SH: 18" AH: 24.5" WT: 66 lb.

	B/COM	C	D	E	F	G	H	I	J
Zone 1:	2220	2274	2340	2412	2520	2628	2733	2841	2946
Zone 2:	2270	2324	2390	2462	2570	2678	2783	2891	2996
Zone 3:	2324	2378	2444	2516	2624	2732	2837	2945	3050
Zone 4:	2373	2427	2493	2565	2673	2781	2886	2994	3099

Glides and urethane arm caps available in black only.

General Information:

COM: 3 yd. ♦
 WOOD SPECS: MDF
 MOIS. BARR: included
 CA TB133: +\$120

41140-3T 3 SEAT TANDEM, OPEN ARM

W: 71.5" D: 24" H: 31.75" SW: 20.5" SD: 18.5" SH: 18" AH: 24.5" WT: 98 lb.

	B/COM	C	D	E	F	G	H	I	J
Zone 1:	3178	3255	3348	3450	3603	3756	3905	4058	4207
Zone 2:	3251	3328	3421	3523	3676	3829	3978	4131	4280
Zone 3:	3325	3402	3495	3597	3750	3903	4052	4205	4354
Zone 4:	3399	3476	3569	3671	3824	3977	4126	4279	4428

Glides and urethane arm caps available in black only.

General Information:

COM: 4.25 yd. ♦
 WOOD SPECS: MDF
 MOIS. BARR: included
 CA TB133: +\$170

41181 PATIENT CHAIR, OPEN ARM, MID BACK

W: 25.5" D: 24.5" H: 37" SW: 20.5" SD: 18.5" SH: 18" AH: 24.5" WT: 39.5 lb.

	B/COM	C	D	E	F	G	H	I	J
Zone 1:	1300	1336	1380	1428	1500	1572	1642	1714	1784
Zone 2:	1331	1367	1411	1459	1531	1603	1673	1745	1815
Zone 3:	1362	1398	1442	1490	1562	1634	1704	1776	1846
Zone 4:	1391	1427	1471	1519	1591	1663	1733	1805	1875

Glides and urethane arm caps available in black only.

General Information:

COM: 2 yd. ♦
 WOOD SPECS: MDF
 MOIS. BARR: included
 CA TB133: +\$80



When ordering specify:
 Product number
 Fabric vendor, pattern and color
 Finish



41161 CHAIR, OPEN ARM, ROUND BACK

W: 25.5"	D: 24"	H: 31.75"	SW: 20.5"	SD: 18.5"	SH: 18"	AH: 24.5"	WT: 36.5 lb.		
	B/COM	C	D	E	F	G	H	I	J
Zone 1:	1252	1288	1332	1380	1452	1524	1594	1666	1736
Zone 2:	1283	1319	1363	1411	1483	1555	1625	1697	1767
Zone 3:	1311	1347	1391	1439	1511	1583	1653	1725	1795
Zone 4:	1340	1376	1420	1468	1540	1612	1682	1754	1824

Glides and urethane arm caps available in black only.

General Information:

COM: 2 yd. ♦
WOOD SPECS: MDF
MOIS. BARR: included
CA TB133: +\$80

41162 LOVESEAT, OPEN ARM, ROUND BACK

W: 46"	D: 24"	H: 31.75"	SW: 41"	SD: 18.5"	SH: 18"	AH: 24.5"	WT: 57 lb.		
	B/COM	C	D	E	F	G	H	I	J
Zone 1:	1925	1984	2055	2133	2250	2367	2481	2598	2712
Zone 2:	1970	2029	2100	2178	2295	2412	2526	2643	2757
Zone 3:	2014	2073	2144	2222	2339	2456	2570	2687	2801
Zone 4:	2059	2118	2189	2267	2384	2501	2615	2732	2846

Glides and urethane arm caps available in black only.

General Information:

COM: 3.25 yd. ♦
WOOD SPECS: MDF
MOIS. BARR: included
CA TB133: +\$130

41163 SOFA, OPEN ARM, ROUND BACK

W: 66.5"	D: 24"	H: 31.75"	SW: 61.5"	SD: 18.5"	SH: 18"	AH: 24.5"	WT: 81.5 lb.		
	B/COM	C	D	E	F	G	H	I	J
Zone 1:	2588	2669	2768	2876	3038	3200	3358	3520	3677
Zone 2:	2648	2729	2828	2936	3098	3260	3418	3580	3737
Zone 3:	2707	2788	2887	2995	3157	3319	3477	3639	3796
Zone 4:	2768	2849	2948	3056	3218	3380	3538	3700	3857

Glides and urethane arm caps available in black only.

General Information:

COM: 4.5 yd. ♦
WOOD SPECS: MDF
MOIS. BARR: included
CA TB133: +\$180

41160-2T 2 SEAT TANDEM, OPEN ARM, ROUND BACK

W: 48.5"	D: 24"	H: 31.75"	SW: 20.5"	SD: 18.5"	SH: 18"	AH: 24.5"	WT: 66 lb.		
	B/COM	C	D	E	F	G	H	I	J
Zone 1:	2317	2380	2457	2541	2667	2793	2916	3042	3164
Zone 2:	2372	2435	2512	2596	2722	2848	2971	3097	3219
Zone 3:	2424	2487	2564	2648	2774	2900	3023	3149	3271
Zone 4:	2478	2541	2618	2702	2828	2954	3077	3203	3325

Glides and urethane arm caps available in black only.

General Information:

COM: 3.5 yd. ♦
WOOD SPECS: MDF
MOIS. BARR: included
CA TB133: +\$140

41160-3T 3 SEAT TANDEM, OPEN ARM, ROUND BACK

W: 71.5"	D: 24"	H: 31.75"	SW: 20.5"	SD: 18.5"	SH: 18"	AH: 24.5"	WT: 99.5 lb.		
	B/COM	C	D	E	F	G	H	I	J
Zone 1:	3319	3409	3519	3639	3819	3999	4174	4354	4529
Zone 2:	3396	3486	3596	3716	3896	4076	4251	4431	4606
Zone 3:	3470	3560	3670	3790	3970	4150	4325	4505	4680
Zone 4:	3547	3637	3747	3867	4047	4227	4402	4582	4757

Glides and urethane arm caps available in black only.

General Information:

COM: 5 yd. ♦
WOOD SPECS: MDF
MOIS. BARR: included
CA TB133: +\$200

When ordering specify:
 Product number
 Fabric vendor, pattern
and color
 Finish



■ 41041-M 1 SEAT, MODULAR

W: 20.5"	D: 24"	H: 31.75"	SW: 20.5"	SD: 18.5"	SH: 18"	AH: –	WT: 21 lb.		
	B/COM	C	D	E	F	G	H	I	J
Zone 1:	655	687	725	767	830	893	954	1017	1079
Zone 2:	670	702	740	782	845	908	969	1032	1094
Zone 3:	686	718	756	798	861	924	985	1048	1110
Zone 4:	700	732	770	812	875	938	999	1062	1124

Shaded portion of the illustration indicates the product being described. Modular seating orders must include a layout to ensure proper configuration. **Arms MUST be ordered separately from seat and back cushions** - please note the product descriptions on this page.

General Information:

COM: 1.75 yd. ♦
WOOD SPECS: n/a
MOIS. BARR: included
CA TB133: +\$70

■ 41042-M 2 SEAT, MODULAR

W: 41"	D: 24"	H: 31.75"	SW: 41"	SD: 18.5"	SH: 18"	AH: –	WT: 40 lb.		
	B/COM	C	D	E	F	G	H	I	J
Zone 1:	1312	1366	1432	1504	1612	1720	1825	1933	2038
Zone 2:	1343	1397	1463	1535	1643	1751	1856	1964	2069
Zone 3:	1373	1427	1493	1565	1673	1781	1886	1994	2099
Zone 4:	1402	1456	1522	1594	1702	1810	1915	2023	2128

Shaded portion of the illustration indicates the product being described. Modular seating orders must include a layout to ensure proper configuration. **Arms MUST be ordered separately from seat and back cushions** - please note the product descriptions on this page.

General Information:

COM: 3 yd. ♦
WOOD SPECS: n/a
MOIS. BARR: included
CA TB133: +\$120

■ 41043-M 3 SEAT, MODULAR

W: 61.5"	D: 24"	H: 31.75"	SW: 61.5"	SD: 18.5"	SH: 18"	AH: –	WT: 63 lb.		
	B/COM	C	D	E	F	G	H	I	J
Zone 1:	1969	2046	2139	2241	2394	2547	2696	2849	2998
Zone 2:	2015	2092	2185	2287	2440	2593	2742	2895	3044
Zone 3:	2059	2136	2229	2331	2484	2637	2786	2939	3088
Zone 4:	2104	2181	2274	2376	2529	2682	2831	2984	3133

Shaded portion of the illustration indicates the product being described. Modular seating orders must include a layout to ensure proper configuration. **Arms MUST be ordered separately from seat and back cushions** - please note the product descriptions on this page.

General Information:

COM: 4.25 yd. ♦
WOOD SPECS: n/a
MOIS. BARR: included
CA TB133: +\$170


■ 41061-M 1 SEAT ROUND BACK, MODULAR

W: 20.5"	D: 24"	H: 31.75"	SW: 20.5"	SD: 18.5"	SH: 18"	AH: –	WT: 19.5 lb.		
	B/COM	C	D	E	F	G	H	I	J
Zone 1:	710	746	790	838	910	982	1052	1124	1194
Zone 2:	726	762	806	854	926	998	1068	1140	1210
Zone 3:	742	778	822	870	942	1014	1084	1156	1226
Zone 4:	757	793	837	885	957	1029	1099	1171	1241

Shaded portion of the illustration indicates the product being described. Modular seating orders must include a layout to ensure proper configuration. **Arms MUST be ordered separately from seat and back cushions** - please note the product descriptions on this page.

General Information:

COM: 2 yd. ♦
WOOD SPECS: n/a
MOIS. BARR: included
CA TB133: +\$80



■ 41062-M 2 SEAT ROUND BACK, MODULAR

W: 41"	D: 24"	H: 31.75"	SW: 41"	SD: 18.5"	SH: 18"	AH: –	WT: 40 lb.		
	B/COM	C	D	E	F	G	H	I	J
Zone 1:	1413	1472	1543	1621	1738	1855	1969	2086	2200
Zone 2:	1444	1503	1574	1652	1769	1886	2000	2117	2231
Zone 3:	1476	1535	1606	1684	1801	1918	2032	2149	2263
Zone 4:	1509	1568	1639	1717	1834	1951	2065	2182	2296

Shaded portion of the illustration indicates the product being described. Modular seating orders must include a layout to ensure proper configuration. **Arms MUST be ordered separately from seat and back cushions** - please note the product descriptions on this page.

General Information:

COM: 3.25 yd. ♦
WOOD SPECS: n/a
MOIS. BARR: included
CA TB133: +\$130

■ 41063-M 3 SEAT ROUND BACK, MODULAR

W: 61.5"	D: 24"	H: 31.75"	SW: 61.5"	SD: 18.5"	SH: 18"	AH: –	WT: 64.5 lb.		
	B/COM	C	D	E	F	G	H	I	J
Zone 1:	2114	2195	2294	2402	2564	2726	2884	3046	3203
Zone 2:	2161	2242	2341	2449	2611	2773	2931	3093	3250
Zone 3:	2209	2290	2389	2497	2659	2821	2979	3141	3298
Zone 4:	2257	2338	2437	2545	2707	2869	3027	3189	3346

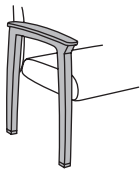
Shaded portion of the illustration indicates the product being described. Modular seating orders must include a layout to ensure proper configuration. **Arms MUST be ordered separately from seat and back cushions** - please note the product descriptions on this page.

General Information:

COM: 4.5 yd. ♦
WOOD SPECS: n/a
MOIS. BARR: included
CA TB133: +\$180

When ordering specify:
 Product number
 Fabric vendor, pattern and color
 Room layout

Braun modular arms



41110-LA LEFT ARM, OPEN ARM, MODULAR

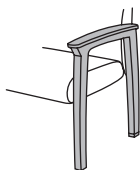
W: 2.5" D: 22" H: 24.5" WT: 9 lb.

Price by Shipping Zone				
Zone	1	2	3	4
	303	308	317	325

Glides and urethane arm caps available in black only. Shaded portion of the illustration indicates the product being described. Modular seating orders must include a layout to ensure proper configuration. **Seat and back cushions MUST be ordered separately from arms** - please note the product descriptions on this page.

General Information:

COM: n/a ♦
WOOD SPECS: MDF
MOIS. BARR: n/a
CA TB133: n/a



41110-RA RIGHT ARM, OPEN ARM, MODULAR

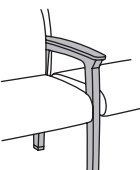
W: 2.5" D: 22" H: 24.5" WT: 9 lb.

Price by Shipping Zone				
Zone	1	2	3	4
	303	308	317	325

Glides and urethane arm caps available in black only. Shaded portion of the illustration indicates the product being described. Modular seating orders must include a layout to ensure proper configuration. **Seat and back cushions MUST be ordered separately from arms** - please note the product descriptions on this page.

General Information:

COM: n/a ♦
WOOD SPECS: MDF
MOIS. BARR: n/a
CA TB133: n/a



41110-CA CENTER ARM, OPEN ARM, MODULAR

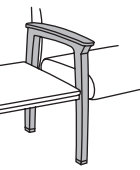
W: 2.5" D: 22" H: 24.5" WT: 9 lb.

Price by Shipping Zone				
Zone	1	2	3	4
	303	308	317	325

Glides and urethane arm caps available in black only. Shaded portion of the illustration indicates the product being described. Modular seating orders must include a layout to ensure proper configuration. **Seat and back cushions MUST be ordered separately from arms** - please note the product descriptions on this page.

General Information:

COM: n/a ♦
WOOD SPECS: MDF
MOIS. BARR: n/a
CA TB133: n/a



41110-LT LEFT ARM TO TABLE, OPEN ARM, MODULAR

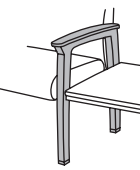
W: 2.5" D: 22" H: 24.5" WT: 9 lb.

Price by Shipping Zone				
Zone	1	2	3	4
	303	308	317	325

Glides and urethane arm caps available in black only. Shaded portion of the illustration indicates the product being described. Modular seating orders must include a layout to ensure proper configuration. **Seat and back cushions MUST be ordered separately from arms** - please note the product descriptions on this page.

General Information:

COM: n/a ♦
WOOD SPECS: MDF
MOIS. BARR: n/a
CA TB133: n/a



41110-RT RIGHT ARM TO TABLE, OPEN ARM, MODULAR

W: 2.5" D: 22" H: 24.5" WT: 9 lb.

Price by Shipping Zone				
Zone	1	2	3	4
	303	308	317	325

Glides and urethane arm caps available in black only. Shaded portion of the illustration indicates the product being described. Modular seating orders must include a layout to ensure proper configuration. **Seat and back cushions MUST be ordered separately from arms** - please note the product descriptions on this page.

General Information:

COM: n/a ♦
WOOD SPECS: MDF
MOIS. BARR: n/a
CA TB133: n/a

When ordering specify:
 Product number
 Finish
 Room layout

41200-ST SPANNER TABLE, MODULAR

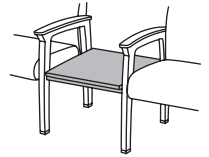
W: 19.25" D: 21" H: 15" WT: 21 lb.

Price by Shipping Zone				
Zone	1	2	3	4
	581	595	609	622

Shaded portion of the illustration indicates the product being described. Modular seating orders must include a layout to ensure proper configuration.

General Information:

COM: n/a ♦
 WOOD SPECS: MDF
 MOIS. BARR: n/a
 CA TB133: n/a



41200-CT CORNER TABLE, MODULAR

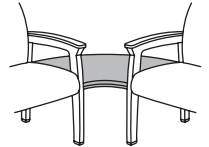
W: 27.5" D: 27.5" H: 15" WT: 30 lb.

Price by Shipping Zone				
Zone	1	2	3	4
	1001	1026	1049	1074

Shaded portion of the illustration indicates the product being described. Modular seating orders must include a layout to ensure proper configuration.

General Information:

COM: n/a ♦
 WOOD SPECS: MDF
 MOIS. BARR: n/a
 CA TB133: n/a



41200-ET END TABLE, MODULAR

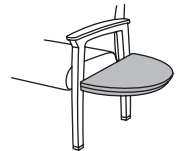
W: 14.25" D: 21" H: 15" WT: 13 lb.

Price by Shipping Zone				
Zone	1	2	3	4
	1001	1026	1049	1074

Shaded portion of the illustration indicates the product being described. Modular seating orders must include a layout to ensure proper configuration.

General Information:

COM: n/a ♦
 WOOD SPECS: MDF
 MOIS. BARR: n/a
 CA TB133: n/a



When ordering specify:
 Product number
 Laminate
 Room layout

Braun freestanding tables



40A-212020L END TABLE, ARC TOP, LAMINATE

W: 20" D: 20" H: 21" WT: 25 lb.

Price by Shipping Zone

Zone	1	2	3	4
	975	1000	1023	1046

Glides available in black only.

General Information:

COM: n/a ♦
WOOD SPECS: MDF
MOIS. BARR: n/a
CA TB133: n/a



40A-161938L COFFEE TABLE, ARC TOP, LAMINATE

W: 38" D: 19" H: 16" WT: 37 lb.

Price by Shipping Zone

Zone	1	2	3	4
	1056	1080	1105	1131

Glides available in black only.

General Information:

COM: n/a ♦
WOOD SPECS: MDF
MOIS. BARR: n/a
CA TB133: n/a



40S-212020L END TABLE, SQUARE TOP, LAMINATE

W: 20" D: 20" H: 21" WT: 25 lb.

Price by Shipping Zone

Zone	1	2	3	4
	975	1000	1023	1046

Glides available in black only.

General Information:

COM: n/a ♦
WOOD SPECS: MDF
MOIS. BARR: n/a
CA TB133: n/a



40S-161938L COFFEE TABLE, SQUARE TOP, LAMINATE

W: 38" D: 19" H: 16" WT: 40 lb.

Price by Shipping Zone

Zone	1	2	3	4
	1056	1080	1105	1131


Glides available in black only.

General Information:

COM: n/a ♦
WOOD SPECS: MDF
MOIS. BARR: n/a
CA TB133: n/a

When ordering specify:

- Product number
- Laminate
- Finish



C30-1 AUBURN CHAIR

W: 33"	D: 33"	H: 33.5"	SW: 22"	SD: 21"	SH: 19.25"	AH: 24.5"	WT: 62 lb.		
	B/COM	C	D	E	F	G	H	I	J
Zone 1:	1830	1925	2040	2166	2355	2544	2728	2917	3101
Zone 2:	1870	1965	2080	2206	2395	2584	2768	2957	3141
Zone 3:	1912	2007	2122	2248	2437	2626	2810	2999	3183
Zone 4:	1953	2048	2163	2289	2478	2667	2851	3040	3224

General Information:

COM: 5.25 yd. ♦
 WOOD SPECS: Oak, Maple
 MOIS. BARR: included
 CA TB133: +\$210

C30-2 AUBURN LOVESEAT

W: 55"	D: 33"	H: 33.5"	SW: 44"	SD: 21"	SH: 19.25"	AH: 24.5"	WT: 86 lb.		
	B/COM	C	D	E	F	G	H	I	J
Zone 1:	3071	3193	3341	3503	3746	3989	4225	4468	4705
Zone 2:	3140	3262	3410	3572	3815	4058	4294	4537	4774
Zone 3:	3210	3332	3480	3642	3885	4128	4364	4607	4844
Zone 4:	3281	3403	3551	3713	3956	4199	4435	4678	4915

General Information:

COM: 6.75 yd. ♦
 WOOD SPECS: Oak, Maple
 MOIS. BARR: included
 CA TB133: +\$270

C30-3 AUBURN SOFA

W: 77"	D: 33"	H: 33.5"	SW: 66"	SD: 21"	SH: 19.25"	AH: 24.5"	WT: 105 lb.		
	B/COM	C	D	E	F	G	H	I	J
Zone 1:	3718	3903	4128	4374	4743	5112	5471	5840	6199
Zone 2:	3801	3986	4211	4457	4826	5195	5554	5923	6282
Zone 3:	3886	4071	4296	4542	4911	5280	5639	6008	6367
Zone 4:	3970	4155	4380	4626	4995	5364	5723	6092	6451

General Information:

COM: 10.25 yd. ♦
 WOOD SPECS: Oak, Maple
 MOIS. BARR: included
 CA TB133: +\$410


C30-OT AUBURN OTTOMAN

W: 34"	D: 26"	H: 19.5"	WT: 29 lb.						
	B/COM	C	D	E	F	G	H	I	J
Zone 1:	679	733	799	871	979	1087	1192	1300	1405
Zone 2:	695	749	815	887	995	1103	1208	1316	1421
Zone 3:	709	763	829	901	1009	1117	1222	1330	1435
Zone 4:	725	779	845	917	1025	1133	1238	1346	1451

General Information:

COM: 3 yd. ♦
 WOOD SPECS: Oak, Maple
 MOIS. BARR: included
 CA TB133: +\$120

When ordering specify:
 Product number
 Fabric vendor, pattern and color
 Oak or maple wood
 Finish



C30W-1 AUBURN CHAIR, WOOD CAP

W: 33"	D: 33"	H: 33.5"	SW: 22"	SD: 21"	SH: 19.25"	AH: 25"	WT: 56 lb.		
	B/COM	C	D	E	F	G	H	I	J
Zone 1:	1983	2078	2193	2319	2508	2697	2881	3070	3254
Zone 2:	2028	2123	2238	2364	2553	2742	2926	3115	3299
Zone 3:	2074	2169	2284	2410	2599	2788	2972	3161	3345
Zone 4:	2119	2214	2329	2455	2644	2833	3017	3206	3390

General Information:

COM: 5.25 yd. ♦
 WOOD SPECS: Oak, Maple
 MOIS. BARR: included
 CA TB133: +\$210

C30W-2 AUBURN LOVESEAT, WOOD CAP

W: 55"	D: 33"	H: 33.5"	SW: 44"	SD: 21"	SH: 19.25"	AH: 25"	WT: 77 lb.		
	B/COM	C	D	E	F	G	H	I	J
Zone 1:	3226	3348	3496	3658	3901	4144	4380	4623	4860
Zone 2:	3298	3420	3568	3730	3973	4216	4452	4695	4932
Zone 3:	3372	3494	3642	3804	4047	4290	4526	4769	5006
Zone 4:	3445	3567	3715	3877	4120	4363	4599	4842	5079

General Information:

COM: 6.75 yd. ♦
 WOOD SPECS: Oak, Maple
 MOIS. BARR: included
 CA TB133: +\$270

C30W-3 AUBURN SOFA, WOOD CAP

W: 77"	D: 33"	H: 33.5"	SW: 66"	SD: 21"	SH: 19.25"	AH: 25"	WT: 99 lb.		
	B/COM	C	D	E	F	G	H	I	J
Zone 1:	3874	4059	4284	4530	4899	5268	5627	5996	6355
Zone 2:	3961	4146	4371	4617	4986	5355	5714	6083	6442
Zone 3:	4048	4233	4458	4704	5073	5442	5801	6170	6529
Zone 4:	4136	4321	4546	4792	5161	5530	5889	6258	6617

General Information:

COM: 10.25 yd. ♦
 WOOD SPECS: Oak, Maple
 MOIS. BARR: included
 CA TB133: +\$410

C30-OT AUBURN OTTOMAN

W: 34"	D: 26"	H: 19.5"	WT: 29 lb.						
	B/COM	C	D	E	F	G	H	I	J
Zone 1:	679	733	799	871	979	1087	1192	1300	1405
Zone 2:	695	749	815	887	995	1103	1208	1316	1421
Zone 3:	709	763	829	901	1009	1117	1222	1330	1435
Zone 4:	725	779	845	917	1025	1133	1238	1346	1451

General Information:

COM: 3 yd. ♦
 WOOD SPECS: Oak, Maple
 MOIS. BARR: included
 CA TB133: +\$120


Accessories

Tablet Arm Options

Tablet Arm \$389
 Self-edge tops available
 Weight capacity on tablet arm is 50 lbs.


Tablet Style Options

Tablet style - please specify laminate and wood finish color.
 Includes a standard laminate surface and finished edge (specify each).



Kidney, self edge

Kidney, finished wood edge




Oval, self edge

Oval, finished wood edge

Available on chair (1 per arm), love seats and sofas.

When ordering specify:
 Product number
 Fabric vendor, pattern and color
 Oak or maple wood
 Finish
 Optional tablet

When ordering specify:
 Shape
 Left or right handed (while sitting in chair)
 Edge style
 Wood finish
 Laminate
 Quantity (when ordering loveseat or sofa)*



C01-1 GARRETT CHAIR

W: 40" D: 34" H: 33" SW: 22" SD: 22.5" SH: 19.75" AH: 25" WT: 61 lb.

	B/COM	C	D	E	F	G	H	I	J
Zone 1:	1793	1910	2053	2209	2443	2677	2905	3139	3366
Zone 2:	1832	1949	2092	2248	2482	2716	2944	3178	3405
Zone 3:	1872	1989	2132	2288	2522	2756	2984	3218	3445
Zone 4:	1912	2029	2172	2328	2562	2796	3024	3258	3485

General Information:

COM: 6.5 yd. ♦
 WOOD SPECS: Poplar
 MOIS. BARR: included
 CA TB133: \$260

C01-2 GARRETT LOVESEAT

W: 62" D: 34" H: 33" SW: 44" SD: 22.5" SH: 19.75" AH: 25" WT: 80 lb.

	B/COM	C	D	E	F	G	H	I	J
Zone 1:	2990	3139	3320	3518	3815	4112	4401	4698	4987
Zone 2:	3057	3206	3387	3585	3882	4179	4468	4765	5054
Zone 3:	3126	3275	3456	3654	3951	4248	4537	4834	5123
Zone 4:	3193	3342	3523	3721	4018	4315	4604	4901	5190

General Information:

COM: 8.25 yd. ♦
 WOOD SPECS: Poplar
 MOIS. BARR: included
 CA TB133: \$330

C01-3 GARRETT SOFA

W: 84" D: 34" H: 33" SW: 66" SD: 22.5" SH: 19.75" AH: 25" WT: 106 lb.

	B/COM	C	D	E	F	G	H	I	J
Zone 1:	3600	3780	4000	4240	4600	4960	5310	5670	6020
Zone 2:	3681	3861	4081	4321	4681	5041	5391	5751	6101
Zone 3:	3762	3942	4162	4402	4762	5122	5472	5832	6182
Zone 4:	3843	4023	4243	4483	4843	5203	5553	5913	6263

General Information:

COM: 10 yd. ♦
 WOOD SPECS: Poplar
 MOIS. BARR: included
 CA TB133: \$400

C01-OT GARRETT OTTOMAN

W: 34" D: 26" H: 19.5" WT: 29 lb.


	B/COM	C	D	E	F	G	H	I	J
Zone 1:	678	737	808	886	1003	1120	1234	1351	1465
Zone 2:	696	755	826	904	1021	1138	1252	1369	1483
Zone 3:	709	768	839	917	1034	1151	1265	1382	1496
Zone 4:	723	782	853	931	1048	1165	1279	1396	1510

General Information:

COM: 3.25 yd. ♦
 WOOD SPECS: Poplar
 MOIS. BARR: included
 CA TB133: \$130

- When ordering specify:
- Product number
 - Fabric vendor, pattern and color
 - Oak or maple wood
 - Finish

Bridge Lafayette



C06-1 LAFAYETTE CHAIR

W: 40"	D: 34"	H: 33"	SW: 22"	SD: 22.5"	SH: 19.75"	AH: 25"	WT: 65 lb.		
	B/COM	C	D	E	F	G	H	I	J
Zone 1:	1729	1842	1979	2129	2354	2579	2798	3023	3242
Zone 2:	1766	1879	2016	2166	2391	2616	2835	3060	3279
Zone 3:	1805	1918	2055	2205	2430	2655	2874	3099	3318
Zone 4:	1844	1957	2094	2244	2469	2694	2913	3138	3357

General Information:

COM: 6.25 yd. ♦
 WOOD SPECS: n/a
 MOIS. BARR: included
 CA TB133: \$250

C06-2 LAFAYETTE LOVESEAT

W: 62"	D: 34"	H: 33"	SW: 44"	SD: 22.5"	SH: 19.75"	AH: 25"	WT: 91 lb.		
	B/COM	C	D	E	F	G	H	I	J
Zone 1:	2899	3039	3209	3395	3674	3953	4224	4503	4775
Zone 2:	2965	3105	3275	3461	3740	4019	4290	4569	4841
Zone 3:	3029	3169	3339	3525	3804	4083	4354	4633	4905
Zone 4:	3096	3236	3406	3592	3871	4150	4421	4700	4972

General Information:

COM: 7.75 yd. ♦
 WOOD SPECS: n/a
 MOIS. BARR: included
 CA TB133: \$310

C06-3 LAFAYETTE SOFA

W: 84"	D: 34"	H: 33"	SW: 66"	SD: 22.5"	SH: 19.75"	AH: 25"	WT: 112 lb.		
	B/COM	C	D	E	F	G	H	I	J
Zone 1:	3486	3662	3876	4110	4461	4812	5153	5504	5846
Zone 2:	3564	3740	3954	4188	4539	4890	5231	5582	5924
Zone 3:	3643	3819	4033	4267	4618	4969	5310	5661	6003
Zone 4:	3722	3898	4112	4346	4697	5048	5389	5740	6082

General Information:

COM: 9.75 yd. ♦
 WOOD SPECS: n/a
 MOIS. BARR: included
 CA TB133: \$390

C06-OT LAFAYETTE OTTOMAN


W: 34"	D: 26"	H: 19.5"	WT: 29 lb.						
	B/COM	C	D	E	F	G	H	I	J
Zone 1:	679	733	799	871	979	1087	1192	1300	1405
Zone 2:	695	749	815	887	995	1103	1208	1316	1421
Zone 3:	709	763	829	901	1009	1117	1222	1330	1435
Zone 4:	725	779	845	917	1025	1133	1238	1346	1451

General Information:

COM: 3 yd. ♦
 WOOD SPECS: n/a
 MOIS. BARR: included
 CA TB133: \$120

When ordering specify:

- Product number
- Fabric vendor, pattern and color
- Finish



C09-1 MITCHELL CHAIR

W: 33"	D: 34"	H: 33.5"	SW: 22"	SD: 22"	SH: 19.25"	AH: 25"	WT: 58 lb.		
	B/COM	C	D	E	F	G	H	I	J
Zone 1:	1793	1910	2053	2209	2443	2677	2905	3139	3366
Zone 2:	1832	1949	2092	2248	2482	2716	2944	3178	3405
Zone 3:	1872	1989	2132	2288	2522	2756	2984	3218	3445
Zone 4:	1912	2029	2172	2328	2562	2796	3024	3258	3485

General Information:

COM: 6.5 yd. ♦
 WOOD SPECS: Poplar
 MOIS. BARR: included
 CA TB133: \$260

C09-2 MITCHELL LOVESEAT

W: 55"	D: 34"	H: 33.5"	SW: 44"	SD: 22"	SH: 19.25"	AH: 25"	WT: 75 lb.		
	B/COM	C	D	E	F	G	H	I	J
Zone 1:	2985	3129	3305	3497	3785	4073	4353	4641	4921
Zone 2:	3053	3197	3373	3565	3853	4141	4421	4709	4989
Zone 3:	3119	3263	3439	3631	3919	4207	4487	4775	5055
Zone 4:	3187	3331	3507	3699	3987	4275	4555	4843	5123

General Information:

COM: 8 yd. ♦
 WOOD SPECS: Poplar
 MOIS. BARR: included
 CA TB133: \$320

C09-3 MITCHELL SOFA

W: 77"	D: 34"	H: 33.5"	SW: 66"	SD: 22"	SH: 19.25"	AH: 25"	WT: 97 lb.		
	B/COM	C	D	E	F	G	H	I	J
Zone 1:	3600	3785	4010	4256	4625	4994	5353	5722	6081
Zone 2:	3681	3866	4091	4337	4706	5075	5434	5803	6162
Zone 3:	3761	3946	4171	4417	4786	5155	5514	5883	6242
Zone 4:	3842	4027	4252	4498	4867	5236	5595	5964	6323

General Information:

COM: 10.25 yd. ♦
 WOOD SPECS: Poplar
 MOIS. BARR: included
 CA TB133: \$410

C09-OT MITCHELL OTTOMAN


W: 34"	D: 26"	H: 19.5"	WT: 29 lb.						
	B/COM	C	D	E	F	G	H	I	J
Zone 1:	678	737	808	886	1003	1120	1234	1351	1465
Zone 2:	696	755	826	904	1021	1138	1252	1369	1483
Zone 3:	709	768	839	917	1034	1151	1265	1382	1496
Zone 4:	723	782	853	931	1048	1165	1279	1396	1510

General Information:

COM: 3.25 yd. ♦
 WOOD SPECS: Poplar
 MOIS. BARR: included
 CA TB133: \$130

When ordering specify:
 Product number
 Fabric vendor, pattern and color
 Oak or maple wood
 Finish

Bridge rockport



C07-1 ROCKPORT CHAIR

W: 33"	D: 33"	H: 33.5"	SW: 22"	SD: 21"	SH: 19.25"	AH: 24.5"	WT: 55 lb.		
	B/COM	C	D	E	F	G	H	I	J
Zone 1:	1886	1994	2126	2270	2486	2702	2912	3128	3338
Zone 2:	1929	2037	2169	2313	2529	2745	2955	3171	3381
Zone 3:	1970	2078	2210	2354	2570	2786	2996	3212	3422
Zone 4:	2013	2121	2253	2397	2613	2829	3039	3255	3465

General Information:

COM: 6 yd. ♦
 WOOD SPECS: Oak, Maple
 MOIS. BARR: included
 CA TB133: +\$240

C07-2 ROCKPORT LOVESEAT

W: 55"	D: 33"	H: 33.5"	SW: 44"	SD: 21"	SH: 19.25"	AH: 24.5"	WT: 76 lb.		
	B/COM	C	D	E	F	G	H	I	J
Zone 1:	3174	3332	3524	3734	4049	4364	4670	4985	5292
Zone 2:	3243	3401	3593	3803	4118	4433	4739	5054	5361
Zone 3:	3316	3474	3666	3876	4191	4506	4812	5127	5434
Zone 4:	3387	3545	3737	3947	4262	4577	4883	5198	5505

General Information:

COM: 8.75 yd. ♦
 WOOD SPECS: Oak, Maple
 MOIS. BARR: included
 CA TB133: +\$350

C07-3 ROCKPORT SOFA

W: 77"	D: 33"	H: 33.5"	SW: 66"	SD: 21"	SH: 19.25"	AH: 24.5"	WT: 98 lb.		
	B/COM	C	D	E	F	G	H	I	J
Zone 1:	3839	4051	4309	4591	5014	5437	5848	6271	6683
Zone 2:	3926	4138	4396	4678	5101	5524	5935	6358	6770
Zone 3:	4010	4222	4480	4762	5185	5608	6019	6442	6854
Zone 4:	4097	4309	4567	4849	5272	5695	6106	6529	6941

General Information:

COM: 11.75 yd. ♦
 WOOD SPECS: Oak, Maple
 MOIS. BARR: included
 CA TB133: +\$470

C07-OT ROCKPORT OTTOMAN

W: 34"	D: 26"	H: 19.5"	WT: 29 lb.						
	B/COM	C	D	E	F	G	H	I	J
Zone 1:	679	733	799	871	979	1087	1192	1300	1405
Zone 2:	695	749	815	887	995	1103	1208	1316	1421
Zone 3:	709	763	829	901	1009	1117	1222	1330	1435
Zone 4:	725	779	845	917	1025	1133	1238	1346	1451

General Information:

COM: 3 yd. ♦
 WOOD SPECS: Oak, Maple
 MOIS. BARR: included
 CA TB133: +\$120


When ordering specify:
 Product number
 Fabric vendor, pattern and color
 Oak or maple wood
 Finish

C07W-1 ROCKPORT CHAIR, WOOD CAP

W: 33"	D: 33"	H: 33.5"	SW: 22"	SD: 21"	SH: 19.25"	AH: 25"	WT: 62 lb.		
	B/COM	C	D	E	F	G	H	I	J
Zone 1:	2045	2153	2285	2429	2645	2861	3071	3287	3497
Zone 2:	2090	2198	2330	2474	2690	2906	3116	3332	3542
Zone 3:	2137	2245	2377	2521	2737	2953	3163	3379	3589
Zone 4:	2181	2289	2421	2565	2781	2997	3207	3423	3633

General Information:

COM: 6 yd. ♦
 WOOD SPECS: Oak, Maple
 MOIS. BARR: included
 CA TB133: +\$240



C07W-2 ROCKPORT LOVESEAT, WOOD CAP

W: 55"	D: 33"	H: 33.5"	SW: 44"	SD: 21"	SH: 19.25"	AH: 25"	WT: 85 lb.		
	B/COM	C	D	E	F	G	H	I	J
Zone 1:	3334	3492	3684	3894	4209	4524	4830	5145	5452
Zone 2:	3409	3567	3759	3969	4284	4599	4905	5220	5527
Zone 3:	3484	3642	3834	4044	4359	4674	4980	5295	5602
Zone 4:	3561	3719	3911	4121	4436	4751	5057	5372	5679

General Information:

COM: 8.75 yd. ♦
 WOOD SPECS: Oak, Maple
 MOIS. BARR: included
 CA TB133: +\$350

C07W-3 ROCKPORT SOFA, WOOD CAP

W: 77"	D: 33"	H: 33.5"	SW: 66"	SD: 21"	SH: 19.25"	AH: 25"	WT: 105 lb.		
	B/COM	C	D	E	F	G	H	I	J
Zone 1:	4005	4217	4475	4757	5180	5603	6014	6437	6849
Zone 2:	4095	4307	4565	4847	5270	5693	6104	6527	6939
Zone 3:	4185	4397	4655	4937	5360	5783	6194	6617	7029
Zone 4:	4274	4486	4744	5026	5449	5872	6283	6706	7118

General Information:

COM: 11.75 yd. ♦
 WOOD SPECS: Oak, Maple
 MOIS. BARR: included
 CA TB133: +\$470

C07-OT ROCKPORT OTTOMAN

W: 34"	D: 26"	H: 19.5"	WT: 29 lb.						
	B/COM	C	D	E	F	G	H	I	J
Zone 1:	679	733	799	871	979	1087	1192	1300	1405
Zone 2:	695	749	815	887	995	1103	1208	1316	1421
Zone 3:	709	763	829	901	1009	1117	1222	1330	1435
Zone 4:	725	779	845	917	1025	1133	1238	1346	1451

General Information:

COM: 3 yd. ♦
 WOOD SPECS: Oak, Maple
 MOIS. BARR: included
 CA TB133: +\$120


Accessories

Tablet Arm Options


Tablet Arm \$389
 Self-edge tops available
 Weight capacity on tablet arm is 50 lbs.

Tablet Style Options

Tablet style - please specify laminate and wood finish color.
 Includes a standard laminate surface and finished edge (specify each).



Kidney, self edge
 Kidney, finished wood edge



Oval, self edge
 Oval, finished wood edge

Available on chair (1 per arm), love seats and sofas.

- When ordering specify:
- Shape
 - Left or right handed (while sitting in chair)
 - Edge style
 - Wood finish
 - Laminate
 - Quantity (when ordering loveseat or sofa)*

- When ordering specify:
- Product number
 - Fabric vendor, pattern and color
 - Oak or maple wood
 - Finish
 - Optional tablet

Bridge freestanding tables



C200-212226 END TABLE, 21H 22W 26D, LAMINATE TOP

W: 22" D: 26" H: 21" WT: 17 lb.

Price by Shipping Zone				
Zone	1	2	3	4
	1086	1113	1137	1164

General Information:

COM: n/a ♦
 WOOD SPECS: Oak, Maple
 MOIS. BARR: n/a
 CA TB133: n/a

C200-182042 COFFEE TABLE, 18H 20W 42D, LAMINATE TOP

W: 20" D: 42" H: 18" WT: 25 lb.

Price by Shipping Zone				
Zone	1	2	3	4
	1177	1204	1234	1260

General Information:

COM: n/a ♦
 WOOD SPECS: Oak, Maple
 MOIS. BARR: n/a
 CA TB133: n/a

When ordering specify:

- Product number
- Laminate
- Oak or maple wood
- Finish



43141 CHAIR

W: 24" D: 24.25" H: 31.5" SW: 20.5" SD: 18.25" SH: 18.5" AH: 27.25" WT: 40.5 lb.

	B/COM	C	D	E	F	G	H	I	J
Zone 1:	1251	1283	1321	1363	1426	1489	1550	1613	1675
Zone 2:	1280	1312	1350	1392	1455	1518	1579	1642	1704
Zone 3:	1310	1342	1380	1422	1485	1548	1609	1672	1734
Zone 4:	1337	1369	1407	1449	1512	1575	1636	1699	1761

Glides and urethane arm caps available in black only.

General Information:

COM: 1.75 yd. ♦
 WOOD SPECS: MDF
 MOIS. BARR: included
 CA TB133: +\$70

43142 LOVESEAT

W: 44.5" D: 24.25" H: 31.5" SW: 41" SD: 18.25" SH: 18.5" AH: 27.25" WT: 61 lb.

	B/COM	C	D	E	F	G	H	I	J
Zone 1:	1911	1965	2031	2103	2211	2319	2424	2532	2637
Zone 2:	1955	2009	2075	2147	2255	2363	2468	2576	2681
Zone 3:	1999	2053	2119	2191	2299	2407	2512	2620	2725
Zone 4:	2043	2097	2163	2235	2343	2451	2556	2664	2769

Glides and urethane arm caps available in black only.

General Information:

COM: 3 yd. ♦
 WOOD SPECS: MDF
 MOIS. BARR: included
 CA TB133: +\$120

43143 SOFA

W: 65" D: 24.25" H: 31.5" SW: 61.5" SD: 18.25" SH: 18.5" AH: 27.25" WT: 83 lb.

	B/COM	C	D	E	F	G	H	I	J
Zone 1:	2571	2648	2741	2843	2996	3149	3298	3451	3600
Zone 2:	2630	2707	2800	2902	3055	3208	3357	3510	3659
Zone 3:	2689	2766	2859	2961	3114	3267	3416	3569	3718
Zone 4:	2749	2826	2919	3021	3174	3327	3476	3629	3778

Glides and urethane arm caps available in black only.

General Information:

COM: 4.25 yd. ♦
 WOOD SPECS: MDF
 MOIS. BARR: included
 CA TB133: +\$170

43140-2T 2 SEAT TANDEM

W: 47" D: 24.25" H: 31.5" SW: 20.5" SD: 18.25" SH: 18.5" AH: 27.25" WT: 71 lb.

	B/COM	C	D	E	F	G	H	I	J
Zone 1:	2323	2377	2443	2515	2623	2731	2836	2944	3049
Zone 2:	2377	2431	2497	2569	2677	2785	2890	2998	3103
Zone 3:	2432	2486	2552	2624	2732	2840	2945	3053	3158
Zone 4:	2484	2538	2604	2676	2784	2892	2997	3105	3210

Glides and urethane arm caps available in black only.

General Information:

COM: 3 yd. ♦
 WOOD SPECS: MDF
 MOIS. BARR: included
 CA TB133: +\$120

43140-3T 3 SEAT TANDEM

W: 69.5" D: 24.25" H: 31.5" SW: 20.5" SD: 18.25" SH: 18.5" AH: 27.25" WT: 103 lb.

	B/COM	C	D	E	F	G	H	I	J
Zone 1:	3325	3402	3495	3597	3750	3903	4052	4205	4354
Zone 2:	3403	3480	3573	3675	3828	3981	4130	4283	4432
Zone 3:	3480	3557	3650	3752	3905	4058	4207	4360	4509
Zone 4:	3558	3635	3728	3830	3983	4136	4285	4438	4587

Glides and urethane arm caps available in black only.

General Information:

COM: 4.25 yd. ♦
 WOOD SPECS: MDF
 MOIS. BARR: included
 CA TB133: +\$170

When ordering specify:
 Product number
 Fabric vendor, pattern and color
 Finish

Cannon modular seats and tables



43041-M 1 SEAT MODULAR

W: 20.5" D: 22.5" H: 31" SW: 20.5" SD: 18.25" SH: 18.5" AH: – WT: 20.5 lb.

	B/COM	C	D	E	F	G	H	I	J
Zone 1:	693	725	763	805	868	931	992	1055	1117
Zone 2:	709	741	779	821	884	947	1008	1071	1133
Zone 3:	724	756	794	836	899	962	1023	1086	1148
Zone 4:	740	772	810	852	915	978	1039	1102	1164

Shaded portion of the illustration indicates the product being described. Modular seating orders must include a layout to ensure proper configuration. Arms MUST be ordered separately from seat and back cushions - please note the product descriptions on this page.

General Information:

COM: 1.75 yd. ♦
WOOD SPECS: n/a
MOIS. BARR: included
CA TB133: +\$70

43042-M 2 SEAT MODULAR

W: 41" D: 22.5" H: 31" SW: 41" SD: 18.25" SH: 18.5" AH: – WT: 41 lb.

	B/COM	C	D	E	F	G	H	I	J
Zone 1:	1383	1437	1503	1575	1683	1791	1896	2004	2109
Zone 2:	1415	1469	1535	1607	1715	1823	1928	2036	2141
Zone 3:	1446	1500	1566	1638	1746	1854	1959	2067	2172
Zone 4:	1478	1532	1598	1670	1778	1886	1991	2099	2204

Shaded portion of the illustration indicates the product being described. Modular seating orders must include a layout to ensure proper configuration. Arms MUST be ordered separately from seat and back cushions - please note the product descriptions on this page.

General Information:

COM: 3 yd. ♦
WOOD SPECS: n/a
MOIS. BARR: included
CA TB133: +\$120

43043-M 3 SEAT MODULAR

W: 61.5" D: 22.5" H: 31" SW: 61.5" SD: 18.25" SH: 18.5" AH: – WT: 63 lb.

	B/COM	C	D	E	F	G	H	I	J
Zone 1:	2077	2154	2247	2349	2502	2655	2804	2957	3106
Zone 2:	2124	2201	2294	2396	2549	2702	2851	3004	3153
Zone 3:	2170	2247	2340	2442	2595	2748	2897	3050	3199
Zone 4:	2218	2295	2388	2490	2643	2796	2945	3098	3247

Shaded portion of the illustration indicates the product being described. Modular seating orders must include a layout to ensure proper configuration. Arms MUST be ordered separately from seat and back cushions - please note the product descriptions on this page.

General Information:

COM: 4.25 yd. ♦
WOOD SPECS: n/a
MOIS. BARR: included
CA TB133: +\$170

43200-ST SPANNER TABLE, MODULAR

W: 19" D: 16" H: 17.75" WT: 14.5 lb.

Price by Shipping Zone				
Zone	1	2	3	4
	583	596	612	624

Shaded portion of the illustration indicates the product being described. Modular seating orders must include a layout to ensure proper configuration.

General Information:

COM: n/a ♦
WOOD SPECS: MDF
MOIS. BARR: n/a
CA TB133: n/a

43200-CT CORNER TABLE, MODULAR

W: 24.75" D: 24.75" H: 17.75" WT: 18 lb.

Price by Shipping Zone				
Zone	1	2	3	4
	1003	1029	1053	1077

Shaded portion of the illustration indicates the product being described. Modular seating orders must include a layout to ensure proper configuration.

General Information:

COM: n/a ♦
WOOD SPECS: MDF
MOIS. BARR: n/a
CA TB133: n/a

43200-ET END TABLE, MODULAR

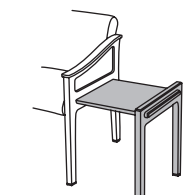
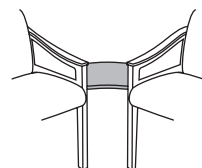
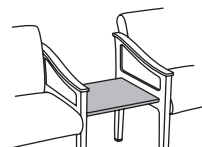
W: 17.75" D: 20" H: 17.75" WT: 18 lb.

Price by Shipping Zone				
Zone	1	2	3	4
	1003	1029	1053	1077

Glides available in black only. Shaded portion of the illustration indicates the product being described. Modular seating orders must include a layout to ensure proper configuration.

General Information:

COM: n/a ♦
WOOD SPECS: MDF
MOIS. BARR: n/a
CA TB133: n/a



- When ordering specify:
- Product number
 - Fabric vendor, pattern and color
 - Room layout
 - Finish

43110-LA LEFT ARM, MODULAR

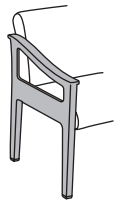
W: 2" D: 22.5" H: 27.25" WT: 10 lb.

Price by Shipping Zone				
Zone	1	2	3	4
	314	321	327	335

Glides and urethane arm caps available in black only. Shaded portion of the illustration indicates the product being described. Modular seating orders must include layout to ensure proper configuration. **Seat and back cushions MUST be ordered separately from arms** - please note the product descriptions on this page.

General Information:

COM: n/a ♦
 WOOD SPECS: MDF
 MOIS. BARR: n/a
 CA TB133: n/a



43110-RA RIGHT ARM, MODULAR

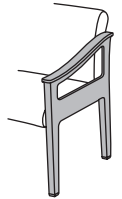
W: 2" D: 22.5" H: 27.25" WT: 10 lb.

Price by Shipping Zone				
Zone	1	2	3	4
	314	321	327	335

Glides and urethane arm caps available in black only. Shaded portion of the illustration indicates the product being described. Modular seating orders must include layout to ensure proper configuration. **Seat and back cushions MUST be ordered separately from arms** - please note the product descriptions on this page.

General Information:

COM: n/a ♦
 WOOD SPECS: MDF
 MOIS. BARR: n/a
 CA TB133: n/a



43110-CA CENTER ARM, MODULAR

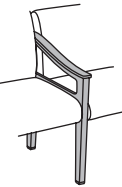
W: 2" D: 22.5" H: 27.25" WT: 10 lb.

Price by Shipping Zone				
Zone	1	2	3	4
	314	321	327	335

Glides and urethane arm caps available in black only. Shaded portion of the illustration indicates the product being described. Modular seating orders must include layout to ensure proper configuration. **Seat and back cushions MUST be ordered separately from arms** - please note the product descriptions on this page.

General Information:

COM: n/a ♦
 WOOD SPECS: MDF
 MOIS. BARR: n/a
 CA TB133: n/a



43110-LT LEFT ARM TO TABLE, MODULAR

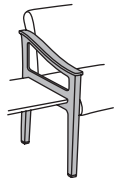
W: 2" D: 22.5" H: 27.25" WT: 10 lb.

Price by Shipping Zone				
Zone	1	2	3	4
	314	321	327	335

Glides and urethane arm caps available in black only. Shaded portion of the illustration indicates the product being described. Modular seating orders must include layout to ensure proper configuration. **Seat and back cushions MUST be ordered separately from arms** - please note the product descriptions on this page.

General Information:

COM: n/a ♦
 WOOD SPECS: MDF
 MOIS. BARR: n/a
 CA TB133: n/a



43110-RT RIGHT ARM TO TABLE, MODULAR

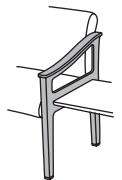
W: 2" D: 22.5" H: 27.25" WT: 10 lb.

Price by Shipping Zone				
Zone	1	2	3	4
	314	321	327	335

Glides and urethane arm caps available in black only. Shaded portion of the illustration indicates the product being described. Modular seating orders must include layout to ensure proper configuration. **Seat and back cushions MUST be ordered separately from arms** - please note the product descriptions on this page.

General Information:

COM: n/a ♦
 WOOD SPECS: MDF
 MOIS. BARR: n/a
 CA TB133: n/a



When ordering specify:
 Product number
 Finish
 Room layout

Cannon freestanding tables

40A-212020L END TABLE, ARC TOP, LAMINATE

W: 20" D: 20" H: 21" WT: 25 lb.

Price by Shipping Zone

Zone	1	2	3	4
	975	1000	1023	1046

Glides available in black only.

General Information:

COM: n/a ♦
WOOD SPECS: MDF
MOIS. BARR: n/a
CA TB133: n/a



40A-161938L COFFEE TABLE, ARC TOP, LAMINATE

W: 38" D: 19" H: 16" WT: 37 lb.

Price by Shipping Zone

Zone	1	2	3	4
	1056	1080	1105	1131

Glides available in black only.

General Information:

COM: n/a ♦
WOOD SPECS: MDF
MOIS. BARR: n/a
CA TB133: n/a

40S-212020L END TABLE, SQUARE TOP, LAMINATE

W: 20" D: 20" H: 21" WT: 25 lb.

Price by Shipping Zone

Zone	1	2	3	4
	975	1000	1023	1046

Glides available in black only.

General Information:

COM: n/a ♦
WOOD SPECS: MDF
MOIS. BARR: n/a
CA TB133: n/a



40S-161938L COFFEE TABLE, SQUARE TOP, LAMINATE

W: 38" D: 19" H: 16" WT: 40 lb.

Price by Shipping Zone

Zone	1	2	3	4
	1056	1080	1105	1131

Glides available in black only.

General Information:

COM: n/a ♦
WOOD SPECS: MDF
MOIS. BARR: n/a
CA TB133: n/a

When ordering specify:
 Product number
 Laminate
 Finish



32241L CHAIR, UPH ARM, WOOD CAP, LONG LEG

W: 25.5"	D: 24"	H: 31.5"	SW: 20.5"	SD: 18.5"	SH: 18.5"	AH: 24.75"	WT: 40 lb.		
	B/COM	C	D	E	F	G	H	I	J
Zone 1:	1734	1788	1854	1926	2034	2142	2247	2355	2460
Zone 2:	1771	1825	1891	1963	2071	2179	2284	2392	2497
Zone 3:	1811	1865	1931	2003	2111	2219	2324	2432	2537
Zone 4:	1851	1905	1971	2043	2151	2259	2364	2472	2577

General Information:

COM: 3 yd. ♦
 WOOD SPECS: Oak, Maple
 MOIS. BARR: included
 CA TB133: +\$120

32242L LOVESEAT, UPH ARM, WOOD CAP, LONG LEG

W: 45.75"	D: 24"	H: 31.5"	SW: 41"	SD: 18.5"	SH: 18.5"	AH: 24.75"	WT: 63 lb.		
	B/COM	C	D	E	F	G	H	I	J
Zone 1:	2378	2455	2548	2650	2803	2956	3105	3258	3407
Zone 2:	2431	2508	2601	2703	2856	3009	3158	3311	3460
Zone 3:	2486	2563	2656	2758	2911	3064	3213	3366	3515
Zone 4:	2540	2617	2710	2812	2965	3118	3267	3420	3569

General Information:

COM: 4.25 yd. ♦
 WOOD SPECS: Oak, Maple
 MOIS. BARR: included
 CA TB133: +\$170

32243L SOFA, UPH ARM, WOOD CAP, LONG LEG

W: 66.25"	D: 24"	H: 31.5"	SW: 61.5"	SD: 18.5"	SH: 18.5"	AH: 24.75"	WT: 86 lb.		
	B/COM	C	D	E	F	G	H	I	J
Zone 1:	3022	3112	3222	3342	3522	3702	3877	4057	4232
Zone 2:	3091	3181	3291	3411	3591	3771	3946	4126	4301
Zone 3:	3160	3250	3360	3480	3660	3840	4015	4195	4370
Zone 4:	3231	3321	3431	3551	3731	3911	4086	4266	4441

General Information:

COM: 5 yd. ♦
 WOOD SPECS: Oak, Maple
 MOIS. BARR: included
 CA TB133: +\$200

32641L CHAIR, UPH ARM, URETHANE CAP, LONG LEG

W: 25.5"	D: 24"	H: 31.5"	SW: 20.5"	SD: 18.5"	SH: 18.5"	AH: 24.75"	WT: 40 lb.		
	B/COM	C	D	E	F	G	H	I	J
Zone 1:	1734	1788	1854	1926	2034	2142	2247	2355	2460
Zone 2:	1771	1825	1891	1963	2071	2179	2284	2392	2497
Zone 3:	1811	1865	1931	2003	2111	2219	2324	2432	2537
Zone 4:	1851	1905	1971	2043	2151	2259	2364	2472	2577

General Information:

COM: 3 yd. ♦
 WOOD SPECS: Oak, Maple
 MOIS. BARR: included
 CA TB133: +\$120



Urethane arm caps are available in black, khaki or espresso.

32642L LOVESEAT, UPH ARM, URETHANE CAP, LONG LEG

W: 45.75"	D: 24"	H: 31.5"	SW: 41"	SD: 18.5"	SH: 18.5"	AH: 24.75"	WT: 63 lb.		
	B/COM	C	D	E	F	G	H	I	J
Zone 1:	2378	2455	2548	2650	2803	2956	3105	3258	3407
Zone 2:	2431	2508	2601	2703	2856	3009	3158	3311	3460
Zone 3:	2486	2563	2656	2758	2911	3064	3213	3366	3515
Zone 4:	2540	2617	2710	2812	2965	3118	3267	3420	3569

General Information:

COM: 4.25 yd. ♦
 WOOD SPECS: Oak, Maple
 MOIS. BARR: included
 CA TB133: +\$170

Urethane arm caps are available in black, khaki or espresso.

32643L SOFA, UPH ARM, URETHANE CAP, LONG LEG

W: 66.25"	D: 24"	H: 31.5"	SW: 61.5"	SD: 18.5"	SH: 18.5"	AH: 24.75"	WT: 86 lb.		
	B/COM	C	D	E	F	G	H	I	J
Zone 1:	3022	3112	3222	3342	3522	3702	3877	4057	4232
Zone 2:	3091	3181	3291	3411	3591	3771	3946	4126	4301
Zone 3:	3160	3250	3360	3480	3660	3840	4015	4195	4370
Zone 4:	3231	3321	3431	3551	3731	3911	4086	4266	4441

General Information:

COM: 5 yd. ♦
 WOOD SPECS: Oak, Maple
 MOIS. BARR: included
 CA TB133: +\$200

Urethane arm caps are available in black, khaki or espresso.

- When ordering specify:
- Product number
 - Fabric vendor, pattern and color
 - Oak or maple wood
 - Finish
 - Urethane cap color

Capital arm chairs



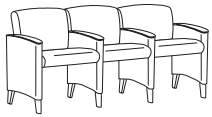
32240-2TL 2 SEAT TANDEM, UPH ARM, WOOD CAP, LONG LEG

W: 48.5" D: 24" H: 31.5" SW: 20.5" SD: 18.5" SH: 18.5" AH: 24.75" WT: 72 lb.

	B/COM	C	D	E	F	G	H	I	J
Zone 1:	3107	3193	3297	3411	3582	3753	3919	4090	4257
Zone 2:	3177	3263	3367	3481	3652	3823	3989	4160	4327
Zone 3:	3248	3334	3438	3552	3723	3894	4060	4231	4398
Zone 4:	3320	3406	3510	3624	3795	3966	4132	4303	4470

General Information:

COM: 4.75 yd. ♦
 WOOD SPECS: Oak, Maple
 MOIS. BARR: included
 CA TB133: +\$190



32240-3TL 3 SEAT TANDEM, UPH ARM, WOOD CAP, LONG LEG

W: 71.5" D: 24" H: 31.5" SW: 20.5" SD: 18.5" SH: 18.5" AH: 24.75" WT: 104 lb.

	B/COM	C	D	E	F	G	H	I	J
Zone 1:	4390	4494	4620	4758	4965	5172	5373	5580	5782
Zone 2:	4493	4597	4723	4861	5068	5275	5476	5683	5885
Zone 3:	4593	4697	4823	4961	5168	5375	5576	5783	5985
Zone 4:	4695	4799	4925	5063	5270	5477	5678	5885	6087

General Information:

COM: 5.75 yd. ♦
 WOOD SPECS: Oak, Maple
 MOIS. BARR: included
 CA TB133: +\$230



32640-2TL 2 SEAT TANDEM, UPH ARM, URETHANE CAP LONG LEG


W: 48.5" D: 24" H: 31.5" SW: 20.5" SD: 18.5" SH: 18.5" AH: 24.75" WT: 72 lb.

	B/COM	C	D	E	F	G	H	I	J
Zone 1:	3107	3193	3297	3411	3582	3753	3919	4090	4257
Zone 2:	3177	3263	3367	3481	3652	3823	3989	4160	4327
Zone 3:	3248	3334	3438	3552	3723	3894	4060	4231	4398
Zone 4:	3320	3406	3510	3624	3795	3966	4132	4303	4470

General Information:

COM: 4.75 yd. ♦
 WOOD SPECS: Oak, Maple
 MOIS. BARR: included
 CA TB133: +\$190

Urethane arm caps are available in black, khaki or espresso.



32640-3TL 3 SEAT TANDEM, UPH ARM, URETHANE CAP LONG LEG

W: 71.5" D: 24" H: 31.5" SW: 20.5" SD: 18.5" SH: 18.5" AH: 24.75" WT: 104 lb.

	B/COM	C	D	E	F	G	H	I	J
Zone 1:	4390	4494	4620	4758	4965	5172	5373	5580	5782
Zone 2:	4493	4597	4723	4861	5068	5275	5476	5683	5885
Zone 3:	4593	4697	4823	4961	5168	5375	5576	5783	5985
Zone 4:	4695	4799	4925	5063	5270	5477	5678	5885	6087

General Information:

COM: 5.75 yd. ♦
 WOOD SPECS: Oak, Maple
 MOIS. BARR: included
 CA TB133: +\$230

Urethane arm caps are available in black, khaki or espresso.

- When ordering specify:
- Product number
 - Fabric vendor, pattern and color
 - Oak or maple wood
 - Finish
 - Urethane cap color

32292L 2 SEAT BENCH, UPH ARM, WOOD CAP, LONG LEG

W: 45.75" D: 23.75" H: 18.5" SW: 41" SD: 23.75" SH: 18.5" AH: 18.5" WT: 39 lb.

	B/COM	C	D	E	F	G	H	I	J
Zone 1:	1798	1843	1898	1958	2048	2138	2226	2316	2403
Zone 2:	1840	1885	1940	2000	2090	2180	2268	2358	2445
Zone 3:	1881	1926	1981	2041	2131	2221	2309	2399	2486
Zone 4:	1923	1968	2023	2083	2173	2263	2351	2441	2528

General Information:

COM: 2.5 yd. ♦
 WOOD SPECS: Oak, Maple
 MOIS. BARR: included
 CA TB133: +\$100



32293L 3 SEAT BENCH, UPH ARM, WOOD CAP, LONG LEG

W: 66.25" D: 23.75" H: 18.5" SW: 61.5" SD: 23.75" SH: 18.5" AH: 18.5" WT: 51 lb.

	B/COM	C	D	E	F	G	H	I	J
Zone 1:	2189	2248	2319	2397	2514	2631	2745	2862	2976
Zone 2:	2241	2300	2371	2449	2566	2683	2797	2914	3028
Zone 3:	2291	2350	2421	2499	2616	2733	2847	2964	3078
Zone 4:	2342	2401	2472	2550	2667	2784	2898	3015	3129

General Information:

COM: 3.25 yd. ♦
 WOOD SPECS: Oak, Maple
 MOIS. BARR: included
 CA TB133: +\$130

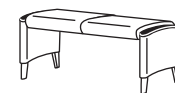
32692L 2 SEAT BENCH, UPH ARM, URETHANE CAP, LONG LEG

W: 45.75" D: 23.75" H: 18.5" SW: 41" SD: 23.75" SH: 18.5" AH: 18.5" WT: 39 lb.

	B/COM	C	D	E	F	G	H	I	J
Zone 1:	1798	1843	1898	1958	2048	2138	2226	2316	2403
Zone 2:	1840	1885	1940	2000	2090	2180	2268	2358	2445
Zone 3:	1881	1926	1981	2041	2131	2221	2309	2399	2486
Zone 4:	1923	1968	2023	2083	2173	2263	2351	2441	2528

General Information:

COM: 2.5 yd. ♦
 WOOD SPECS: Oak, Maple
 MOIS. BARR: included
 CA TB133: +\$100



Urethane arm caps are available in black, khaki or espresso.

32693L 3 SEAT BENCH, UPH ARM, URETHANE CAP, LONG LEG

W: 66.25" D: 23.75" H: 18.5" SW: 61.5" SD: 23.75" SH: 18.5" AH: 18.5" WT: 51 lb.

	B/COM	C	D	E	F	G	H	I	J
Zone 1:	2189	2248	2319	2397	2514	2631	2745	2862	2976
Zone 2:	2241	2300	2371	2449	2566	2683	2797	2914	3028
Zone 3:	2291	2350	2421	2499	2616	2733	2847	2964	3078
Zone 4:	2342	2401	2472	2550	2667	2784	2898	3015	3129

General Information:

COM: 3.25 yd. ♦
 WOOD SPECS: Oak, Maple
 MOIS. BARR: included
 CA TB133: +\$130

Urethane arm caps are available in black, khaki or espresso.

- When ordering specify:
- Product number
 - Fabric vendor, pattern and color
 - Oak or maple wood
 - Finish
 - Urethane cap color

Capital arm chairs



32441W CHAIR, WOOD ARM, WOOD CAP

W: 24.5"	D: 24"	H: 31.5"	SW: 20.5"	SD: 18.5"	SH: 18.5"	AH: 24.75"	WT: 36 lb.		
B/COM	C	D	E	F	G	H	I	J	
Zone 1:	1725	1757	1795	1837	1900	1963	2024	2087	2149
Zone 2:	1765	1797	1835	1877	1940	2003	2064	2127	2189
Zone 3:	1806	1838	1876	1918	1981	2044	2105	2168	2230
Zone 4:	1846	1878	1916	1958	2021	2084	2145	2208	2270

General Information:

COM: 1.75 yd. ♦
 WOOD SPECS: Oak, Maple
 MOIS. BARR: included
 CA TB133: +\$70

32441WB30 CHAIR, 30" SEAT, WOOD ARM, WOOD CAP

W: 34"	D: 24"	H: 31.5"	SW: 30"	SD: 18.5"	SH: 18.5"	AH: 24.75"	WT: 43 lb.		
B/COM	C	D	E	F	G	H	I	J	
Zone 1:	2128	2173	2228	2288	2378	2468	2556	2646	2733
Zone 2:	2178	2223	2278	2338	2428	2518	2606	2696	2783
Zone 3:	2228	2273	2328	2388	2478	2568	2656	2746	2833
Zone 4:	2278	2323	2378	2438	2528	2618	2706	2796	2883

General Information:

COM: 2.5 yd. ♦
 WOOD SPECS: Oak, Maple
 MOIS. BARR: included
 CA TB133: +\$100

32442W LOVESEAT, WOOD ARM, WOOD CAP

W: 44.75"	D: 24"	H: 31.5"	SW: 41"	SD: 18.5"	SH: 18.5"	AH: 24.75"	WT: 58 lb.		
B/COM	C	D	E	F	G	H	I	J	
Zone 1:	2372	2426	2492	2564	2672	2780	2885	2993	3098
Zone 2:	2426	2480	2546	2618	2726	2834	2939	3047	3152
Zone 3:	2483	2537	2603	2675	2783	2891	2996	3104	3209
Zone 4:	2536	2590	2656	2728	2836	2944	3049	3157	3262

General Information:

COM: 3 yd. ♦
 WOOD SPECS: Oak, Maple
 MOIS. BARR: included
 CA TB133: +\$120

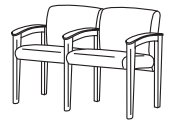
32443W SOFA, WOOD ARM, WOOD CAP

W: 65.25"	D: 24"	H: 31.5"	SW: 61.5"	SD: 18.5"	SH: 18.5"	AH: 24.75"	WT: 76 lb.		
B/COM	C	D	E	F	G	H	I	J	
Zone 1:	3020	3097	3190	3292	3445	3598	3747	3900	4049
Zone 2:	3089	3166	3259	3361	3514	3667	3816	3969	4118
Zone 3:	3160	3237	3330	3432	3585	3738	3887	4040	4189
Zone 4:	3229	3306	3399	3501	3654	3807	3956	4109	4258

General Information:

COM: 4.25 yd. ♦
 WOOD SPECS: Oak, Maple
 MOIS. BARR: included
 CA TB133: +\$170

- When ordering specify:
- Product number
 - Fabric vendor, pattern and color
 - Oak or maple wood
 - Finish



32440-2TW 2 SEAT TANDEM, WOOD ARM, WOOD CAP

W: 48.5" D: 24" H: 31.5" SW: 20.5" SD: 18.5" SH: 18.5" AH: 24.75" WT: 64.5 lb.

	B/COM	C	D	E	F	G	H	I	J
Zone 1:	3102	3156	3222	3294	3402	3510	3615	3723	3828
Zone 2:	3175	3229	3295	3367	3475	3583	3688	3796	3901
Zone 3:	3247	3301	3367	3439	3547	3655	3760	3868	3973
Zone 4:	3320	3374	3440	3512	3620	3728	3833	3941	4046

General Information:

COM: 3 yd. ♦
 WOOD SPECS: Oak, Maple
 MOIS. BARR: included
 CA TB133: +\$120

32440-3TW 3 SEAT TANDEM, WOOD ARM, WOOD CAP

W: 71.5" D: 24" H: 31.5" SW: 20.5" SD: 18.5" SH: 18.5" AH: 24.75" WT: 89 lb.

	B/COM	C	D	E	F	G	H	I	J
Zone 1:	4396	4473	4566	4668	4821	4974	5123	5276	5425
Zone 2:	4499	4576	4669	4771	4924	5077	5226	5379	5528
Zone 3:	4602	4679	4772	4874	5027	5180	5329	5482	5631
Zone 4:	4705	4782	4875	4977	5130	5283	5432	5585	5734

General Information:

COM: 4.25 yd. ♦
 WOOD SPECS: Oak, Maple
 MOIS. BARR: included
 CA TB133: +\$170

When ordering specify:
 Product number
 Fabric vendor, pattern and color
 Oak or maple wood
 Finish

Capital arm chairs



32441U CHAIR, WOOD ARM, URETHANE CAP

W: 24.5" D: 24" H: 31.5" SW: 20.5" SD: 18.5" SH: 18.5" AH: 24.75" WT: 36 lb.

	B/COM	C	D	E	F	G	H	I	J
Zone 1:	1725	1757	1795	1837	1900	1963	2024	2087	2149
Zone 2:	1765	1797	1835	1877	1940	2003	2064	2127	2189
Zone 3:	1806	1838	1876	1918	1981	2044	2105	2168	2230
Zone 4:	1846	1878	1916	1958	2021	2084	2145	2208	2270

Urethane arm caps are available in black, khaki or espresso.

General Information:

COM: 1.75 yd. ◆
WOOD SPECS: Oak, Maple
MOIS. BARR: included
CA TB133: +\$70

32441UB30 CHAIR, 30" SEAT, WOOD ARM, URETHANE CAP

W: 34" D: 24" H: 31.5" SW: 30" SD: 18.5" SH: 18.5" AH: 24.75" WT: 43 lb.

	B/COM	C	D	E	F	G	H	I	J
Zone 1:	2128	2173	2228	2288	2378	2468	2556	2646	2733
Zone 2:	2178	2223	2278	2338	2428	2518	2606	2696	2783
Zone 3:	2228	2273	2328	2388	2478	2568	2656	2746	2833
Zone 4:	2278	2323	2378	2438	2528	2618	2706	2796	2883

Urethane arm caps are available in black, khaki or espresso.

General Information:

COM: 2.5 yd. ◆
WOOD SPECS: Oak, Maple
MOIS. BARR: included
CA TB133: +\$100

32442U LOVESEAT, WOOD ARM, URETHANE CAP

W: 44.75" D: 24" H: 31.5" SW: 41" SD: 18.5" SH: 18.5" AH: 24.75" WT: 58 lb.

	B/COM	C	D	E	F	G	H	I	J
Zone 1:	2372	2426	2492	2564	2672	2780	2885	2993	3098
Zone 2:	2426	2480	2546	2618	2726	2834	2939	3047	3152
Zone 3:	2483	2537	2603	2675	2783	2891	2996	3104	3209
Zone 4:	2536	2590	2656	2728	2836	2944	3049	3157	3262

Urethane arm caps are available in black, khaki or espresso.

General Information:

COM: 3 yd. ◆
WOOD SPECS: Oak, Maple
MOIS. BARR: included
CA TB133: +\$120

32443U SOFA, WOOD ARM, URETHANE CAP

W: 65.25" D: 24" H: 31.5" SW: 61.5" SD: 18.5" SH: 18.5" AH: 24.75" WT: 76 lb.

	B/COM	C	D	E	F	G	H	I	J
Zone 1:	3020	3097	3190	3292	3445	3598	3747	3900	4049
Zone 2:	3089	3166	3259	3361	3514	3667	3816	3969	4118
Zone 3:	3160	3237	3330	3432	3585	3738	3887	4040	4189
Zone 4:	3229	3306	3399	3501	3654	3807	3956	4109	4258

Urethane arm caps are available in black, khaki or espresso.

General Information:

COM: 4.25 yd. ◆
WOOD SPECS: Oak, Maple
MOIS. BARR: included
CA TB133: +\$170

32440-2TU 2 SEAT TANDEM, WOOD ARM, URETHANE CAP

W: 48.5" D: 24" H: 31.5" SW: 20.5" SD: 18.5" SH: 18.5" AH: 24.75" WT: 64.5 lb.

	B/COM	C	D	E	F	G	H	I	J
Zone 1:	3102	3156	3222	3294	3402	3510	3615	3723	3828
Zone 2:	3175	3229	3295	3367	3475	3583	3688	3796	3901
Zone 3:	3247	3301	3367	3439	3547	3655	3760	3868	3973
Zone 4:	3320	3374	3440	3512	3620	3728	3833	3941	4046

Urethane arm caps are available in black, khaki or espresso.

General Information:

COM: 3 yd. ◆
WOOD SPECS: Oak, Maple
MOIS. BARR: included
CA TB133: +\$120

32440-3TU 3 SEAT TANDEM, WOOD ARM, URETHANE CAP

W: 71.5" D: 24" H: 31.5" SW: 20.5" SD: 18.5" SH: 18.5" AH: 24.75" WT: 89 lb.

	B/COM	C	D	E	F	G	H	I	J
Zone 1:	4396	4473	4566	4668	4821	4974	5123	5276	5425
Zone 2:	4499	4576	4669	4771	4924	5077	5226	5379	5528
Zone 3:	4602	4679	4772	4874	5027	5180	5329	5482	5631
Zone 4:	4705	4782	4875	4977	5130	5283	5432	5585	5734

Urethane arm caps are available in black, khaki or espresso.

General Information:

COM: 4.25 yd. ◆
WOOD SPECS: Oak, Maple
MOIS. BARR: included
CA TB133: +\$170

- When ordering specify:
- Product number
 - Fabric vendor, pattern and color
 - Oak or maple wood
 - Finish
 - Urethane cap color

32741W CHAIR, WALLSAVER WOOD ARM, WOOD CAP

W: 24.5"	D: 27"	H: 31.5"	SW: 20.5"	SD: 18.5"	SH: 18.5"	AH: 24.75"	WT: 36 lb.		
B/COM	C	D	E	F	G	H	I	J	
Zone 1:	1814	1846	1884	1926	1989	2052	2113	2176	2238
Zone 2:	1857	1889	1927	1969	2032	2095	2156	2219	2281
Zone 3:	1899	1931	1969	2011	2074	2137	2198	2261	2323
Zone 4:	1941	1973	2011	2053	2116	2179	2240	2303	2365

General Information:

COM: 1.75 yd. ◆
 WOOD SPECS: Oak, Maple
 MOIS. BARR: included
 CA TB133: +\$70



32741WB30 CHAIR, 30" SEAT, WALLSAVER WOOD ARM, WOOD CAP

W: 34"	D: 27"	H: 31.5"	SW: 30"	SD: 18.5"	SH: 18.5"	AH: 24.75"	WT: 43 lb.		
B/COM	C	D	E	F	G	H	I	J	
Zone 1:	2450	2495	2550	2610	2700	2790	2878	2968	3055
Zone 2:	2508	2553	2608	2668	2758	2848	2936	3026	3113
Zone 3:	2565	2610	2665	2725	2815	2905	2993	3083	3170
Zone 4:	2622	2667	2722	2782	2872	2962	3050	3140	3227

General Information:

COM: 2.5 yd. ◆
 WOOD SPECS: Oak, Maple
 MOIS. BARR: included
 CA TB133: +\$100

32741U CHAIR, WALLSAVER WOOD ARM, URETHANE CAP

W: 24.5"	D: 27"	H: 31.5"	SW: 20.5"	SD: 18.5"	SH: 18.5"	AH: 24.75"	WT: 36 lb.		
B/COM	C	D	E	F	G	H	I	J	
Zone 1:	1814	1846	1884	1926	1989	2052	2113	2176	2238
Zone 2:	1857	1889	1927	1969	2032	2095	2156	2219	2281
Zone 3:	1899	1931	1969	2011	2074	2137	2198	2261	2323
Zone 4:	1941	1973	2011	2053	2116	2179	2240	2303	2365

General Information:

COM: 1.75 yd. ◆
 WOOD SPECS: Oak, Maple
 MOIS. BARR: included
 CA TB133: +\$70



Urethane arm caps are available in black, khaki or espresso.

32741UB30 CHAIR, 30" SEAT, WALLSAVER WOOD ARM, URETHANE CAP

W: 34"	D: 27"	H: 31.5"	SW: 30"	SD: 18.5"	SH: 18.5"	AH: 24.75"	WT: 43 lb.		
B/COM	C	D	E	F	G	H	I	J	
Zone 1:	2450	2495	2550	2610	2700	2790	2878	2968	3055
Zone 2:	2508	2553	2608	2668	2758	2848	2936	3026	3113
Zone 3:	2565	2610	2665	2725	2815	2905	2993	3083	3170
Zone 4:	2622	2667	2722	2782	2872	2962	3050	3140	3227

General Information:

COM: 2.5 yd. ◆
 WOOD SPECS: Oak, Maple
 MOIS. BARR: included
 CA TB133: +\$100

Urethane arm caps are available in black, khaki or espresso.

- When ordering specify:*
- Product number
 - Fabric vendor, pattern and color
 - Oak or maple wood
 - Finish
 - Urethane cap color

Capital patient chairs



32781W PATIENT CHAIR, WALLSAVER WOOD ARM, WOOD CAP

W: 24.5" D: 27" H: 42" SW: 20.5" SD: 18.5" SH: 18.5" AH: 24.75" WT: 38 lb.

	B/COM	C	D	E	F	G	H	I	J
Zone 1:	1911	1952	2001	2055	2136	2217	2296	2377	2456
Zone 2:	1955	1996	2045	2099	2180	2261	2340	2421	2500
Zone 3:	2000	2041	2090	2144	2225	2306	2385	2466	2545
Zone 4:	2043	2084	2133	2187	2268	2349	2428	2509	2588

General Information:
 COM: 2.25 yd. ♦
 WOOD SPECS: Oak, Maple
 MOIS. BARR: included
 CA TB133: +\$90

32781WB30 PATIENT CHAIR, 30" SEAT, WALLSAVER WOOD ARM, WOOD CAP

W: 34" D: 27" H: 42" SW: 42" SD: 18.5" SH: 18.5" AH: 24.75" WT: 45 lb.

	B/COM	C	D	E	F	G	H	I	J
Zone 1:	2533	2592	2663	2741	2858	2975	3089	3206	3320
Zone 2:	2592	2651	2722	2800	2917	3034	3148	3265	3379
Zone 3:	2652	2711	2782	2860	2977	3094	3208	3325	3439
Zone 4:	2711	2770	2841	2919	3036	3153	3267	3384	3498

General Information:
 COM: 3.25 yd. ♦
 WOOD SPECS: Oak, Maple
 MOIS. BARR: included
 CA TB133: +\$130



32781U PATIENT CHAIR, WALLSAVER WOOD ARM, URETHANE CAP

W: 24.5" D: 27" H: 42" SW: 20.5" SD: 18.5" SH: 18.5" AH: 24.75" WT: 38 lb.

	B/COM	C	D	E	F	G	H	I	J
Zone 1:	1911	1952	2001	2055	2136	2217	2296	2377	2456
Zone 2:	1955	1996	2045	2099	2180	2261	2340	2421	2500
Zone 3:	2000	2041	2090	2144	2225	2306	2385	2466	2545
Zone 4:	2043	2084	2133	2187	2268	2349	2428	2509	2588

General Information:
 COM: 2.25 yd. ♦
 WOOD SPECS: Oak, Maple
 MOIS. BARR: included
 CA TB133: +\$90

Urethane arm caps are available in black, khaki or espresso.

32781UB30 PATIENT CHAIR, 30" SEAT, WALLSAVER WOOD ARM, URETHANE CAP

W: 34" D: 27" H: 42" SW: 30" SD: 18.5" SH: 18.5" AH: 24.75" WT: 45 lb.

	B/COM	C	D	E	F	G	H	I	J
Zone 1:	2533	2592	2663	2741	2858	2975	3089	3206	3320
Zone 2:	2592	2651	2722	2800	2917	3034	3148	3265	3379
Zone 3:	2652	2711	2782	2860	2977	3094	3208	3325	3439
Zone 4:	2711	2770	2841	2919	3036	3153	3267	3384	3498

General Information:
 COM: 3.25 yd. ♦
 WOOD SPECS: Oak, Maple
 MOIS. BARR: included
 CA TB133: +\$130

Urethane arm caps are available in black, khaki or espresso.



32251L FOOTSTOOL, UPH ARM, WOOD CAP, LONG LEG

W: 18.7" D: 18.75" H: 11" WT: 21 lb.

	B/COM	C	D	E	F	G	H	I	J
Zone 1:	825	861	905	953	1025	1097	1167	1239	1309
Zone 2:	844	880	924	972	1044	1116	1186	1258	1328
Zone 3:	863	899	943	991	1063	1135	1205	1277	1347
Zone 4:	881	917	961	1009	1081	1153	1223	1295	1365

General Information:
 COM: 2 yd. ♦
 WOOD SPECS: Oak, Maple
 MOIS. BARR: included
 CA TB133: +\$80

- When ordering specify:
- Product number
 - Fabric vendor, pattern and color
 - Oak or Maple wood
 - Finish
 - Urethane cap color



■ 32041-M 1 SEAT, MODULAR

W: –	D: 24"	H: 31.5"	SW: 20.5"	SD: 18.5"	SH: 18.5"	AH: –	WT: 22 lb.		
	B/COM	C	D	E	F	G	H	I	J
Zone 1:	796	828	866	908	971	1034	1095	1158	1220
Zone 2:	815	847	885	927	990	1053	1114	1177	1239
Zone 3:	832	864	902	944	1007	1070	1131	1194	1256
Zone 4:	852	884	922	964	1027	1090	1151	1214	1276

Shaded portion of the illustration indicates the product being described. Modular seating orders must include a layout to ensure proper configuration. **Arms MUST be ordered separately from seat and back cushions** - please note the product descriptions on this page.

General Information:

COM: 1.75 yd. ◆
 WOOD SPECS: n/a
 MOIS. BARR: included
 CA TB133: +\$70

■ 32041B30-M 30" SEAT, WIDE SEAT, MODULAR

W: –	D: 24"	H: 31.5"	SW: 30"	SD: 18.5"	SH: 18.5"	AH: –	WT: 34 lb.		
	B/COM	C	D	E	F	G	H	I	J
Zone 1:	1426	1471	1526	1586	1676	1766	1854	1944	2031
Zone 2:	1459	1504	1559	1619	1709	1799	1887	1977	2064
Zone 3:	1492	1537	1592	1652	1742	1832	1920	2010	2097
Zone 4:	1525	1570	1625	1685	1775	1865	1953	2043	2130

Shaded portion of the illustration indicates the product being described. Modular seating orders must include a layout to ensure proper configuration. **Arms MUST be ordered separately from seat and back cushions** - please note the product descriptions on this page.

General Information:

COM: 2.5 yd. ◆
 WOOD SPECS: n/a
 MOIS. BARR: included
 CA TB133: +\$100

■ ■ 32042-M 2 SEAT, MODULAR

W: –	D: 24"	H: 31.5"	SW: 41"	SD: 18.5"	SH: 18.5"	AH: –	WT: 45 lb.		
	B/COM	C	D	E	F	G	H	I	J
Zone 1:	1478	1532	1598	1670	1778	1886	1991	2099	2204
Zone 2:	1512	1566	1632	1704	1812	1920	2025	2133	2238
Zone 3:	1546	1600	1666	1738	1846	1954	2059	2167	2272
Zone 4:	1581	1635	1701	1773	1881	1989	2094	2202	2307

Shaded portion of the illustration indicates the product being described. Modular seating orders must include a layout to ensure proper configuration. **Arms MUST be ordered separately from seat and back cushions** - please note the product descriptions on this page.

General Information:

COM: 3 yd. ◆
 WOOD SPECS: n/a
 MOIS. BARR: included
 CA TB133: +\$120

■ ■ ■ 32043-M 3 SEAT, MODULAR

W: –	D: 24"	H: 31.5"	SW: 60.5"	SD: 18.5"	SH: 18.5"	AH: –	WT: 68 lb.		
	B/COM	C	D	E	F	G	H	I	J
Zone 1:	2155	2232	2325	2427	2580	2733	2882	3035	3184
Zone 2:	2203	2280	2373	2475	2628	2781	2930	3083	3232
Zone 3:	2254	2331	2424	2526	2679	2832	2981	3134	3283
Zone 4:	2303	2380	2473	2575	2728	2881	3030	3183	3332

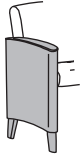
Shaded portion of the illustration indicates the product being described. Modular seating orders must include a layout to ensure proper configuration. **Arms MUST be ordered separately from seat and back cushions** - please note the product descriptions on this page.

General Information:

COM: 4.25 yd. ◆
 WOOD SPECS: n/a
 MOIS. BARR: included
 CA TB133: +\$170

When ordering specify:
 Product number
 Fabric vendor, pattern and color
 Room layout

Capital modular arms



32210L-LA LEFT ARM, UPH, WOOD CAP, LONG LEG, MODULAR

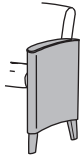
W: 2.5" D: 21.75" H: 24.75" WT: 9 lb.

	B/COM	C	D	E	F	G	H	I	J
Zone 1:	511	529	551	575	611	647	682	718	753
Zone 2:	521	539	561	585	621	657	692	728	763
Zone 3:	533	551	573	597	633	669	704	740	775
Zone 4:	546	564	586	610	646	682	717	753	788

Shaded portion of the illustration indicates the product being described. Modular seating orders must include a layout to ensure proper configuration. **Seat and back cushions MUST be ordered separately from arms** - please note the product descriptions on this page.

General Information:

COM: 1 yd. ♦
WOOD SPECS: Oak, Maple
MOIS. BARR: included
CA TB133: +\$40



32210L-RA RIGHT ARM, UPH, WOOD CAP, LONG LEG, MODULAR

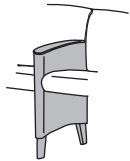
W: 2.5" D: 21.75" H: 24.75" WT: 9 lb.

	B/COM	C	D	E	F	G	H	I	J
Zone 1:	511	529	551	575	611	647	682	718	753
Zone 2:	521	539	561	585	621	657	692	728	763
Zone 3:	533	551	573	597	633	669	704	740	775
Zone 4:	546	564	586	610	646	682	717	753	788

Shaded portion of the illustration indicates the product being described. Modular seating orders must include a layout to ensure proper configuration. **Seat and back cushions MUST be ordered separately from arms** - please note the product descriptions on this page.

General Information:

COM: 1 yd. ♦
WOOD SPECS: Oak, Maple
MOIS. BARR: included
CA TB133: +\$40



32210L-CA CENTER ARM, UPH, WOOD CAP, LONG LEG, MODULAR


W: 2.5" D: 21.75" H: 24.75" WT: 9 lb.

	B/COM	C	D	E	F	G	H	I	J
Zone 1:	511	529	551	575	611	647	682	718	753
Zone 2:	521	539	561	585	621	657	692	728	763
Zone 3:	533	551	573	597	633	669	704	740	775
Zone 4:	546	564	586	610	646	682	717	753	788

Shaded portion of the illustration indicates the product being described. Modular seating orders must include a layout to ensure proper configuration. **Seat and back cushions MUST be ordered separately from arms** - please note the product descriptions on this page.

General Information:

COM: 1 yd. ♦
WOOD SPECS: Oak, Maple
MOIS. BARR: included
CA TB133: +\$40



32210L-LT LEFT ARM TO TABLE, UPH, WOOD CAP, LONG LEG, MODULAR

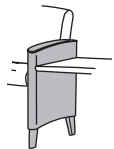
W: 2.5" D: 21.75" H: 24.75" WT: 9 lb.

	B/COM	C	D	E	F	G	H	I	J
Zone 1:	511	529	551	575	611	647	682	718	753
Zone 2:	521	539	561	585	621	657	692	728	763
Zone 3:	533	551	573	597	633	669	704	740	775
Zone 4:	546	564	586	610	646	682	717	753	788

Shaded portion of the illustration indicates the product being described. Modular seating orders must include a layout to ensure proper configuration. **Seat and back cushions MUST be ordered separately from arms** - please note the product descriptions on this page.

General Information:

COM: 1 yd. ♦
WOOD SPECS: Oak, Maple
MOIS. BARR: included
CA TB133: +\$40



32210L-RT RIGHT ARM TO TABLE, UPH, WOOD CAP, LONG LEG, MODULAR

W: 2.5" D: 21.75" H: 24.75" WT: 9 lb.

	B/COM	C	D	E	F	G	H	I	J
Zone 1:	511	529	551	575	611	647	682	718	753
Zone 2:	521	539	561	585	621	657	692	728	763
Zone 3:	533	551	573	597	633	669	704	740	775
Zone 4:	546	564	586	610	646	682	717	753	788

Shaded portion of the illustration indicates the product being described. Modular seating orders must include a layout to ensure proper configuration. **Seat and back cushions MUST be ordered separately from arms** - please note the product descriptions on this page.

General Information:

COM: 1 yd. ♦
WOOD SPECS: Oak, Maple
MOIS. BARR: included
CA TB133: +\$40

- When ordering specify:
- Product number
 - Fabric vendor, pattern and color
 - Oak or maple wood
 - Finish
 - Room layout

32410W-LA LEFT ARM, WOOD, WOOD CAP, MODULAR

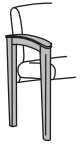
W: 2.5" D: 21.75" H: 24.75" WT: 6.5 lb.

Price by Shipping Zone				
Zone	1	2	3	4
	506	518	530	541

Shaded portion of the illustration indicates the product being described. Modular seating orders must include a layout to ensure proper configuration. **Seat and back cushions MUST be ordered separately from arms** - please note the product descriptions on this page.

General Information:

COM: n/a ♦
 WOOD SPECS: Oak, Maple
 MOIS. BARR: n/a
 CA TB133: n/a



32410W-RA RIGHT ARM, WOOD, WOOD CAP, MODULAR

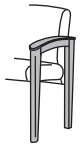
W: 2.5" D: 21.75" H: 24.75" WT: 6.5 lb.

Price by Shipping Zone				
Zone	1	2	3	4
	506	518	530	541

Shaded portion of the illustration indicates the product being described. Modular seating orders must include a layout to ensure proper configuration. **Seat and back cushions MUST be ordered separately from arms** - please note the product descriptions on this page.

General Information:

COM: n/a ♦
 WOOD SPECS: Oak, Maple
 MOIS. BARR: n/a
 CA TB133: n/a



32410W-CA CENTER ARM, WOOD, WOOD CAP, MODULAR

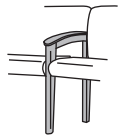
W: 2.5" D: 21.75" H: 24.75" WT: 6.5 lb.

Price by Shipping Zone				
Zone	1	2	3	4
	506	518	530	541

Shaded portion of the illustration indicates the product being described. Modular seating orders must include a layout to ensure proper configuration. **Seat and back cushions MUST be ordered separately from arms** - please note the product descriptions on this page.

General Information:

COM: n/a ♦
 WOOD SPECS: Oak, Maple
 MOIS. BARR: n/a
 CA TB133: n/a



32410W-LT LEFT ARM TO TABLE, WOOD, WOOD CAP, MODULAR

W: 2.5" D: 21.75" H: 24.75" WT: 6.5 lb.

Price by Shipping Zone				
Zone	1	2	3	4
	506	518	530	541

Shaded portion of the illustration indicates the product being described. Modular seating orders must include a layout to ensure proper configuration. **Seat and back cushions MUST be ordered separately from arms** - please note the product descriptions on this page.

General Information:

COM: n/a ♦
 WOOD SPECS: Oak, Maple
 MOIS. BARR: n/a
 CA TB133: n/a



32410W-RT RIGHT ARM TO TABLE, WOOD, WOOD CAP, MODULAR

W: 2.5" D: 21.75" H: 24.75" WT: 6.5 lb.

Price by Shipping Zone				
Zone	1	2	3	4
	506	518	530	541

Shaded portion of the illustration indicates the product being described. Modular seating orders must include a layout to ensure proper configuration. **Seat and back cushions MUST be ordered separately from arms** - please note the product descriptions on this page.

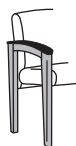
General Information:

COM: n/a ♦
 WOOD SPECS: Oak, Maple
 MOIS. BARR: n/a
 CA TB133: n/a



- When ordering specify:
- Product number
 - Oak or maple wood
 - Finish
 - Room layout

Capital modular arms



32410U-LA LEFT ARM, WOOD, URETHANE CAP, MODULAR

W: 2.5" D: 21.75" H: 24.75" WT: 6.5 lb.

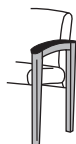
Price by Shipping Zone

Zone	1	2	3	4
	506	518	530	541

Urethane arm caps are available in black, khaki or espresso. Shaded portion of the illustration indicates the product being described. Modular seating orders must include a layout to ensure proper configuration. **Seat and back cushions MUST be ordered separately from arms** - please note the product descriptions on this page.

General Information:

COM: n/a ♦
WOOD SPECS: Oak, Maple
MOIS. BARR: n/a
CA TB133: n/a



32410U-RA RIGHT ARM, WOOD, URETHANE CAP, MODULAR

W: 2.5" D: 21.75" H: 24.75" WT: 6.5 lb.

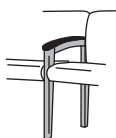
Price by Shipping Zone

Zone	1	2	3	4
	506	518	530	541

Urethane arm caps are available in black, khaki or espresso. Shaded portion of the illustration indicates the product being described. Modular seating orders must include a layout to ensure proper configuration. **Seat and back cushions MUST be ordered separately from arms** - please note the product descriptions on this page.

General Information:

COM: n/a ♦
WOOD SPECS: Oak, Maple
MOIS. BARR: n/a
CA TB133: n/a



32410U-CA CENTER ARM, WOOD, URETHANE CAP, MODULAR

W: 2.5" D: 21.75" H: 24.75" WT: 6.5 lb.

Price by Shipping Zone

Zone	1	2	3	4
	506	518	530	541

Urethane arm caps are available in black, khaki or espresso. Shaded portion of the illustration indicates the product being described. Modular seating orders must include a layout to ensure proper configuration. **Seat and back cushions MUST be ordered separately from arms** - please note the product descriptions on this page.

General Information:

COM: n/a ♦
WOOD SPECS: Oak, Maple
MOIS. BARR: n/a
CA TB133: n/a



32410U-LT LEFT ARM TO TABLE, WOOD, URETHANE CAP, MODULAR

W: 2.5" D: 21.75" H: 24.75" WT: 6.5 lb.

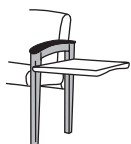
Price by Shipping Zone

Zone	1	2	3	4
	506	518	530	541

Urethane arm caps are available in black, khaki or espresso. Shaded portion of the illustration indicates the product being described. Modular seating orders must include a layout to ensure proper configuration. **Seat and back cushions MUST be ordered separately from arms** - please note the product descriptions on this page.

General Information:

COM: n/a ♦
WOOD SPECS: Oak, Maple
MOIS. BARR: n/a
CA TB133: n/a



32410U-RT RIGHT ARM TO TABLE, WOOD, URETHANE CAP, MODULAR

W: 2.5" D: 21.75" H: 24.75" WT: 6.5 lb.

Price by Shipping Zone

Zone	1	2	3	4
	506	518	530	541

Urethane arm caps are available in black, khaki or espresso. Shaded portion of the illustration indicates the product being described. Modular seating orders must include a layout to ensure proper configuration. **Seat and back cushions MUST be ordered separately from arms** - please note the product descriptions on this page.

General Information:

COM: n/a ♦
WOOD SPECS: Oak, Maple
MOIS. BARR: n/a
CA TB133: n/a

When ordering specify:

- Product number
- Oak or maple wood
- Finish
- Room layout
- Urethane cap color

32610L-LA LEFT ARM, UPH, URETHANE CAP, LONG LEG, MODULAR

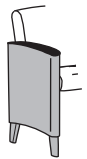
W: 2.5" D: 21.75" H: 24.75" WT: 9 lb.

	B/COM	C	D	E	F	G	H	I	J
Zone 1:	511	529	551	575	611	647	682	718	753
Zone 2:	521	539	561	585	621	657	692	728	763
Zone 3:	533	551	573	597	633	669	704	740	775
Zone 4:	546	564	586	610	646	682	717	753	788

Urethane arm caps are available in black, khaki or espresso. Shaded portion of the illustration indicates the product being described. Modular seating orders must include a layout to ensure proper configuration. **Seat and back cushions MUST be ordered separately from arms** - please note the product descriptions on this page.

General Information:

COM: 1 yd. ♦
 WOOD SPECS: Oak, Maple
 MOIS. BARR: included
 CA TB133: +\$40



32610L-RA RIGHT ARM, UPH, URETHANE CAP, LONG LEG, MODULAR

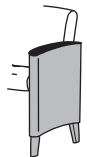
W: 2.5" D: 21.75" H: 24.75" WT: 9 lb.

	B/COM	C	D	E	F	G	H	I	J
Zone 1:	511	529	551	575	611	647	682	718	753
Zone 2:	521	539	561	585	621	657	692	728	763
Zone 3:	533	551	573	597	633	669	704	740	775
Zone 4:	546	564	586	610	646	682	717	753	788

Urethane arm caps are available in black, khaki or espresso. Shaded portion of the illustration indicates the product being described. Modular seating orders must include a layout to ensure proper configuration. **Seat and back cushions MUST be ordered separately from arms** - please note the product descriptions on this page.

General Information:

COM: 1 yd. ♦
 WOOD SPECS: Oak, Maple
 MOIS. BARR: included
 CA TB133: +\$40



32610L-CA CENTER ARM, UPH, URETHANE CAP, LONG LEG, MODULAR

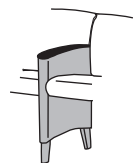
W: 2.5" D: 21.75" H: 24.75" WT: 9 lb.

	B/COM	C	D	E	F	G	H	I	J
Zone 1:	511	529	551	575	611	647	682	718	753
Zone 2:	521	539	561	585	621	657	692	728	763
Zone 3:	533	551	573	597	633	669	704	740	775
Zone 4:	546	564	586	610	646	682	717	753	788

Urethane arm caps are available in black, khaki or espresso. Shaded portion of the illustration indicates the product being described. Modular seating orders must include a layout to ensure proper configuration. **Seat and back cushions MUST be ordered separately from arms** - please note the product descriptions on this page.

General Information:

COM: 1 yd. ♦
 WOOD SPECS: Oak, Maple
 MOIS. BARR: included
 CA TB133: +\$40



32610L-LT LEFT ARM TO TABLE, UPH, URETHANE CAP, LONG LEG, MODULAR

W: 2.5" D: 21.75" H: 24.75" WT: 9 lb.

	B/COM	C	D	E	F	G	H	I	J
Zone 1:	511	529	551	575	611	647	682	718	753
Zone 2:	521	539	561	585	621	657	692	728	763
Zone 3:	533	551	573	597	633	669	704	740	775
Zone 4:	546	564	586	610	646	682	717	753	788

Urethane arm caps are available in black, khaki or espresso. Shaded portion of the illustration indicates the product being described. Modular seating orders must include a layout to ensure proper configuration. **Seat and back cushions MUST be ordered separately from arms** - please note the product descriptions on this page.

General Information:

COM: 1 yd. ♦
 WOOD SPECS: Oak, Maple
 MOIS. BARR: included
 CA TB133: +\$40



32610L-RT RIGHT ARM TO TABLE, UPH, URETHANE CAP, LONG LEG, MODULAR

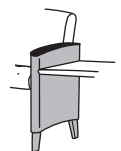
W: 2.5" D: 21.75" H: 24.75" WT: 9 lb.

	B/COM	C	D	E	F	G	H	I	J
Zone 1:	511	529	551	575	611	647	682	718	753
Zone 2:	521	539	561	585	621	657	692	728	763
Zone 3:	533	551	573	597	633	669	704	740	775
Zone 4:	546	564	586	610	646	682	717	753	788

Urethane arm caps are available in black, khaki or espresso. Shaded portion of the illustration indicates the product being described. Modular seating orders must include a layout to ensure proper configuration. **Seat and back cushions MUST be ordered separately from arms** - please note the product descriptions on this page.

General Information:

COM: 1 yd. ♦
 WOOD SPECS: Oak, Maple
 MOIS. BARR: included
 CA TB133: +\$40



- When ordering specify:
- Product number
 - Fabric vendor, pattern and color
 - Oak or maple wood
 - Finish
 - Room layout
 - Urethane cap color

Capital modular tables



32100-ST SPANNER TABLE, FOR WOOD CAP ARMS, MODULAR

W: 19" D: 18.75" H: 20" WT: 11 lb.

Price by Shipping Zone				
Zone	1	2	3	4
	613	627	642	657

Shaded portion of the illustration indicates the product being described. Modular seating orders must include a layout to ensure proper configuration.

General Information:

COM: n/a ♦
 WOOD SPECS: Oak, Maple
 MOIS. BARR: n/a
 CA TB133: n/a

32400-ST SPANNER TABLE, FOR WOOD ARMS, MODULAR

W: 19" D: 18.75" H: 20" WT: 11 lb.

Price by Shipping Zone				
Zone	1	2	3	4
	613	627	642	657

Shaded portion of the illustration indicates the product being described. Modular seating orders must include a layout to ensure proper configuration.

General Information:

COM: n/a ♦
 WOOD SPECS: Oak, Maple
 MOIS. BARR: n/a
 CA TB133: n/a



32100-ET END TABLE, FOR WOOD CAP ARMS, MODULAR

W: 19" D: 18.75" H: 20" WT: 13 lb.

Price by Shipping Zone				
Zone	1	2	3	4
	841	863	881	902

Shaded portion of the illustration indicates the product being described. Modular seating orders must include a layout to ensure proper configuration.

General Information:

COM: n/a ♦
 WOOD SPECS: Oak, Maple
 MOIS. BARR: n/a
 CA TB133: n/a

32400-ET END TABLE, FOR WOOD ARMS, MODULAR

W: 19" D: 18.75" H: 20" WT: 13 lb.

Price by Shipping Zone				
Zone	1	2	3	4
	841	863	881	902

Shaded portion of the illustration indicates the product being described. Modular seating orders must include a layout to ensure proper configuration.

General Information:

COM: n/a ♦
 WOOD SPECS: Oak, Maple
 MOIS. BARR: n/a
 CA TB133: n/a



32100-CT CORNER TABLE, FOR WOOD CAP ARMS, MODULAR

W: 25.5" D: 25.5" H: 20" WT: 18 lb.

Price by Shipping Zone				
Zone	1	2	3	4
	1204	1233	1261	1290

Shaded portion of the illustration indicates the product being described. Modular seating orders must include a layout to ensure proper configuration.

General Information:

COM: n/a ♦
 WOOD SPECS: Oak, Maple
 MOIS. BARR: n/a
 CA TB133: n/a

32400-CT CORNER TABLE, FOR WOOD ARMS, MODULAR

W: 25.5" D: 25.5" H: 20" WT: 18 lb.

Price by Shipping Zone				
Zone	1	2	3	4
	1204	1233	1261	1290


Shaded portion of the illustration indicates the product being described. Modular seating orders must include a layout to ensure proper configuration.

General Information:

COM: n/a ♦
 WOOD SPECS: Oak, Maple
 MOIS. BARR: n/a
 CA TB133: n/a

When ordering specify:

- Product number
- Laminate
- Oak or maple wood
- Finish
- Room layout



35211 CHAIR, WOOD CAP

W: 27.75" D: 28.25" H: 30" SW: 22.5" SD: 20" SH: 18" AH: 24.5" WT: 55 lb.

	B/COM	C	D	E	F	G	H	I	J
Zone 1:	2233	2301	2383	2473	2608	2743	2874	3009	3141
Zone 2:	2283	2351	2433	2523	2658	2793	2924	3059	3191
Zone 3:	2335	2403	2485	2575	2710	2845	2976	3111	3243
Zone 4:	2387	2455	2537	2627	2762	2897	3028	3163	3295

General Information:

COM: 3.75 yd. ♦
 WOOD SPECS: Oak, Maple
 MOIS. BARR: included
 CA TB133: +\$150

35212 LOVESEAT, WOOD CAP

W: 50.25" D: 28.25" H: 30" SW: 45" SD: 20" SH: 18" AH: 24.5" WT: 82 lb.

	B/COM	C	D	E	F	G	H	I	J
Zone 1:	3750	3849	3970	4102	4300	4498	4691	4889	5081
Zone 2:	3837	3936	4057	4189	4387	4585	4778	4976	5168
Zone 3:	3923	4022	4143	4275	4473	4671	4864	5062	5254
Zone 4:	4009	4108	4229	4361	4559	4757	4950	5148	5340

General Information:

COM: 5.5 yd. ♦
 WOOD SPECS: Oak, Maple
 MOIS. BARR: included
 CA TB133: +\$220

35213 SOFA, WOOD CAP

W: 72.75" D: 28.25" H: 30" SW: 67.5" SD: 20" SH: 18" AH: 24.5" WT: 114 lb.

	B/COM	C	D	E	F	G	H	I	J
Zone 1:	5060	5186	5340	5508	5760	6012	6257	6509	6754
Zone 2:	5176	5302	5456	5624	5876	6128	6373	6625	6870
Zone 3:	5294	5420	5574	5742	5994	6246	6491	6743	6988
Zone 4:	5412	5538	5692	5860	6112	6364	6609	6861	7106

General Information:

COM: 7 yd. ♦
 WOOD SPECS: Oak, Maple
 MOIS. BARR: included
 CA TB133: +\$280

35210-2T 2 SEAT TANDEM, WOOD CAP

W: 52.8" D: 28.25" H: 30" SW: 22.5" SD: 20" SH: 18" AH: 24.5" WT: 96 lb.

	B/COM	C	D	E	F	G	H	I	J
Zone 1:	3948	4065	4208	4364	4598	4832	5060	5294	5521
Zone 2:	4039	4156	4299	4455	4689	4923	5151	5385	5612
Zone 3:	4130	4247	4390	4546	4780	5014	5242	5476	5703
Zone 4:	4222	4339	4482	4638	4872	5106	5334	5568	5795

General Information:

COM: 6.5 yd. ♦
 WOOD SPECS: Oak, Maple
 MOIS. BARR: included
 CA TB133: +\$260

35210-3T 3 SEAT TANDEM, WOOD CAP


W: 77.9" D: 28.25" H: 30" SW: 22.5" SD: 20" SH: 18" AH: 24.5" WT: 142 lb.

	B/COM	C	D	E	F	G	H	I	J
Zone 1:	5675	5842	6045	6267	6600	6933	7257	7590	7914
Zone 2:	5806	5973	6176	6398	6731	7064	7388	7721	8045
Zone 3:	5937	6104	6307	6529	6862	7195	7519	7852	8176
Zone 4:	6068	6235	6438	6660	6993	7326	7650	7983	8307

General Information:

COM: 10 yd. ♦
 WOOD SPECS: Oak, Maple
 MOIS. BARR: included
 CA TB133: +\$370

When ordering specify:
 Product number
 Fabric vendor, pattern and color
 Oak or maple wood
 Finish



35221 CHAIR, WOOD CAP, WITH FRONT EDGE

W: 27.75"	D: 28.25"	H: 30"	SW: 22.5"	SD: 20"	SH: 18"	AH: 24.5"	WT: 62 lb.		
B/COM	C	D	E	F	G	H	I	J	
Zone 1:	2267	2344	2437	2539	2692	2845	2994	3147	3296
Zone 2:	2320	2397	2490	2592	2745	2898	3047	3200	3349
Zone 3:	2369	2446	2539	2641	2794	2947	3096	3249	3398
Zone 4:	2422	2499	2592	2694	2847	3000	3149	3302	3451

General Information:

COM: 4.25 yd. ♦
 WOOD SPECS: Oak, Maple
 MOIS. BARR: included
 CA TB133: +\$170

35222 LOVESEAT, WOOD CAP, WITH FRONT EDGE

W: 50.25"	D: 28.25"	H: 30"	SW: 45"	SD: 20"	SH: 18"	AH: 24.5"	WT: 88 lb.		
B/COM	C	D	E	F	G	H	I	J	
Zone 1:	3824	3928	4054	4192	4399	4606	4807	5014	5216
Zone 2:	3913	4017	4143	4281	4488	4695	4896	5103	5305
Zone 3:	4002	4106	4232	4370	4577	4784	4985	5192	5394
Zone 4:	4089	4193	4319	4457	4664	4871	5072	5279	5481

General Information:

COM: 5.75 yd. ♦
 WOOD SPECS: Oak, Maple
 MOIS. BARR: included
 CA TB133: +\$230

35223 SOFA, WOOD CAP, WITH FRONT EDGE

W: 72.75"	D: 28.25"	H: 30"	SW: 67.5"	SD: 20"	SH: 18"	AH: 24.5"	WT: 114 lb.		
B/COM	C	D	E	F	G	H	I	J	
Zone 1:	5189	5329	5499	5685	5964	6243	6514	6793	7065
Zone 2:	5309	5449	5619	5805	6084	6363	6634	6913	7185
Zone 3:	5429	5569	5739	5925	6204	6483	6754	7033	7305
Zone 4:	5549	5689	5859	6045	6324	6603	6874	7153	7425

General Information:

COM: 7.75 yd. ♦
 WOOD SPECS: Oak, Maple
 MOIS. BARR: included
 CA TB133: +\$310

35220-2T 2 SEAT TANDEM, WOOD CAP, WITH FRONT EDGE

W: 52.8"	D: 28.25"	H: 30"	SW: 22.5"	SD: 20"	SH: 18"	AH: 24.5"	WT: 102 lb.		
B/COM	C	D	E	F	G	H	I	J	
Zone 1:	4136	4258	4406	4568	4811	5054	5290	5533	5770
Zone 2:	4232	4354	4502	4664	4907	5150	5386	5629	5866
Zone 3:	4326	4448	4596	4758	5001	5244	5480	5723	5960
Zone 4:	4421	4543	4691	4853	5096	5339	5575	5818	6055

General Information:

COM: 6.75 yd. ♦
 WOOD SPECS: Oak, Maple
 MOIS. BARR: included
 CA TB133: +\$270

35220-3T 3 SEAT TANDEM, WOOD CAP, WITH FRONT EDGE

W: 77.9"	D: 28.25"	H: 30"	SW: 22.5"	SD: 20"	SH: 18"	AH: 24.5"	WT: 142 lb.		
B/COM	C	D	E	F	G	H	I	J	
Zone 1:	5954	6134	6354	6594	6954	7314	7664	8024	8374
Zone 2:	6091	6271	6491	6731	7091	7451	7801	8161	8511
Zone 3:	6228	6408	6628	6868	7228	7588	7938	8298	8648
Zone 4:	6365	6545	6765	7005	7365	7725	8075	8435	8785

General Information:

COM: 10 yd. ♦
 WOOD SPECS: Oak, Maple
 MOIS. BARR: included
 CA TB133: +\$400

When ordering specify:
 Product number
 Fabric vendor, pattern and color
 Oak or maple wood
 Finish



■ 35211-M 1 SEAT, MODULAR

W: 22.5" D: 28.25" H: 30" SW: 22.5" SD: 20" SH: 18" AH: – WT: 30 lb.

	B/COM	C	D	E	F	G	H	I	J
Zone 1:	1237	1278	1327	1381	1462	1543	1622	1703	1782
Zone 2:	1263	1304	1353	1407	1488	1569	1648	1729	1808
Zone 3:	1293	1334	1383	1437	1518	1599	1678	1759	1838
Zone 4:	1321	1362	1411	1465	1546	1627	1706	1787	1866

Shaded portion of the illustration indicates the product being described. Modular seating orders must include a layout to ensure proper configuration. Arms MUST be ordered separately from seat and back cushions - please note the product descriptions on this page.

General Information:

COM: 2.25 yd. ♦
WOOD SPECS: n/a
MOIS. BARR: included
CA TB133: +\$90

■ ■ 35212-M 2 SEAT, MODULAR

W: 45" D: 28.25" H: 30" SW: 45" SD: 20" SH: 18" AH: – WT: 52 lb.

	B/COM	C	D	E	F	G	H	I	J
Zone 1:	2907	2975	3057	3147	3282	3417	3548	3683	3815
Zone 2:	2976	3044	3126	3216	3351	3486	3617	3752	3884
Zone 3:	3044	3112	3194	3284	3419	3554	3685	3820	3952
Zone 4:	3109	3177	3259	3349	3484	3619	3750	3885	4017

Shaded portion of the illustration indicates the product being described. Modular seating orders must include a layout to ensure proper configuration. Arms MUST be ordered separately from seat and back cushions - please note the product descriptions on this page.

General Information:

COM: 3.75 yd. ♦
WOOD SPECS: n/a
MOIS. BARR: included
CA TB133: +\$150

■ ■ ■ 35213-M 3 SEAT, MODULAR

W: 67.5" D: 28.25" H: 30" SW: 67.5" SD: 20" SH: 18" AH: – WT: 74 lb.

	B/COM	C	D	E	F	G	H	I	J
Zone 1:	4061	4156	4271	4397	4586	4775	4959	5148	5332
Zone 2:	4157	4252	4367	4493	4682	4871	5055	5244	5428
Zone 3:	4250	4345	4460	4586	4775	4964	5148	5337	5521
Zone 4:	4344	4439	4554	4680	4869	5058	5242	5431	5615

Shaded portion of the illustration indicates the product being described. Modular seating orders must include a layout to ensure proper configuration. Arms MUST be ordered separately from seat and back cushions - please note the product descriptions on this page.

General Information:

COM: 5.25 yd. ♦
WOOD SPECS: n/a
MOIS. BARR: included
CA TB133: +\$210

■ 35221-M 1 SEAT, WITH FRONT EDGE, MODULAR

W: 22.5" D: 28.25" H: 30" SW: 22.5" SD: 20" SH: 18" AH: – WT: 34 lb.

	B/COM	C	D	E	F	G	H	I	J
Zone 1:	1329	1370	1419	1473	1554	1635	1714	1795	1874
Zone 2:	1360	1401	1450	1504	1585	1666	1745	1826	1905
Zone 3:	1389	1430	1479	1533	1614	1695	1774	1855	1934
Zone 4:	1420	1461	1510	1564	1645	1726	1805	1886	1965

Shaded portion of the illustration indicates the product being described. Modular seating orders must include a layout to ensure proper configuration. Arms MUST be ordered separately from seat and back cushions - please note the product descriptions on this page.

General Information:

COM: 2.25 yd. ♦
WOOD SPECS: n/a
MOIS. BARR: included
CA TB133: +\$90



■ ■ 35222-M 2 SEAT, WITH FRONT EDGE, MODULAR

W: 45" D: 28.25" H: 30" SW: 45" SD: 20" SH: 18" AH: – WT: 60 lb.

	B/COM	C	D	E	F	G	H	I	J
Zone 1:	3092	3169	3262	3364	3517	3670	3819	3972	4121
Zone 2:	3165	3242	3335	3437	3590	3743	3892	4045	4194
Zone 3:	3236	3313	3406	3508	3661	3814	3963	4116	4265
Zone 4:	3308	3385	3478	3580	3733	3886	4035	4188	4337

Shaded portion of the illustration indicates the product being described. Modular seating orders must include a layout to ensure proper configuration. Arms MUST be ordered separately from seat and back cushions - please note the product descriptions on this page.

General Information:

COM: 4.25 yd. ♦
WOOD SPECS: n/a
MOIS. BARR: included
CA TB133: +\$170

■ ■ ■ 35223-M 3 SEAT, WITH FRONT EDGE, MODULAR

W: 67.5" D: 28.25" H: 30" SW: 67.5" SD: 20" SH: 18" AH: – WT: 86 lb.

	B/COM	C	D	E	F	G	H	I	J
Zone 1:	4341	4449	4581	4725	4941	5157	5367	5583	5793
Zone 2:	4441	4549	4681	4825	5041	5257	5467	5683	5893
Zone 3:	4542	4650	4782	4926	5142	5358	5568	5784	5994
Zone 4:	4641	4749	4881	5025	5241	5457	5667	5883	6093

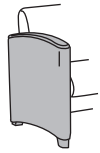
Shaded portion of the illustration indicates the product being described. Modular seating orders must include a layout to ensure proper configuration. Arms MUST be ordered separately from seat and back cushions - please note the product descriptions on this page.

General Information:

COM: 6 yd. ♦
WOOD SPECS: n/a
MOIS. BARR: included
CA TB133: +\$240

When ordering specify:
 Product number
 Fabric vendor, pattern and color
 Room layout

Capital lounge modular arms



35210-LA LEFT ARM, WOOD CAP, MODULAR

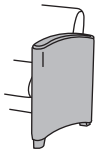
W: 2.6" D: 27" H: 24.5" WT: 14 lb.

	B/COM	C	D	E	F	G	H	I	J
Zone 1:	503	535	573	615	678	741	802	865	927
Zone 2:	514	546	584	626	689	752	813	876	938
Zone 3:	525	557	595	637	700	763	824	887	949
Zone 4:	536	568	606	648	711	774	835	898	960

Shaded portion of the illustration indicates the product being described. Modular seating orders must include a layout to ensure proper configuration. **Seat and back cushions MUST be ordered separately from arms** - please note the product descriptions on this page.

General Information:

COM: 1.75 yd. ♦
WOOD SPECS: Oak, Maple
MOIS. BARR: included
CA TB133: +\$70



35210-RA RIGHT ARM, WOOD CAP, MODULAR

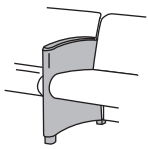
W: 2.6" D: 27" H: 24.5" WT: 14 lb.

	B/COM	C	D	E	F	G	H	I	J
Zone 1:	503	535	573	615	678	741	802	865	927
Zone 2:	514	546	584	626	689	752	813	876	938
Zone 3:	525	557	595	637	700	763	824	887	949
Zone 4:	536	568	606	648	711	774	835	898	960

Shaded portion of the illustration indicates the product being described. Modular seating orders must include a layout to ensure proper configuration. **Seat and back cushions MUST be ordered separately from arms** - please note the product descriptions on this page.

General Information:

COM: 1.75 yd. ♦
WOOD SPECS: Oak, Maple
MOIS. BARR: included
CA TB133: +\$70



35210-CA CENTER ARM, WOOD CAP, MODULAR

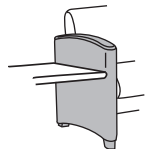
W: 2.6" D: 27" H: 24.5" WT: 14 lb.

	B/COM	C	D	E	F	G	H	I	J
Zone 1:	503	535	573	615	678	741	802	865	927
Zone 2:	514	546	584	626	689	752	813	876	938
Zone 3:	525	557	595	637	700	763	824	887	949
Zone 4:	536	568	606	648	711	774	835	898	960

Shaded portion of the illustration indicates the product being described. Modular seating orders must include a layout to ensure proper configuration. **Seat and back cushions MUST be ordered separately from arms** - please note the product descriptions on this page.

General Information:

COM: 1.75 yd. ♦
WOOD SPECS: Oak, Maple
MOIS. BARR: included
CA TB133: +\$70



35210-RT RIGHT ARM TO TABLE, WOOD CAP, MODULAR

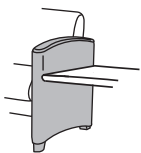
W: 2.6" D: 27" H: 24.5" WT: 14 lb.

	B/COM	C	D	E	F	G	H	I	J
Zone 1:	503	535	573	615	678	741	802	865	927
Zone 2:	514	546	584	626	689	752	813	876	938
Zone 3:	525	557	595	637	700	763	824	887	949
Zone 4:	536	568	606	648	711	774	835	898	960

Shaded portion of the illustration indicates the product being described. Modular seating orders must include a layout to ensure proper configuration. **Seat and back cushions MUST be ordered separately from arms** - please note the product descriptions on this page.

General Information:

COM: 1.75 yd. ♦
WOOD SPECS: Oak, Maple
MOIS. BARR: included
CA TB133: +\$70



35210-LT LEFT ARM TO TABLE, WOOD CAP, MODULAR

W: 2.6" D: 27" H: 24.5" WT: 14 lb.

	B/COM	C	D	E	F	G	H	I	J
Zone 1:	503	535	573	615	678	741	802	865	927
Zone 2:	514	546	584	626	689	752	813	876	938
Zone 3:	525	557	595	637	700	763	824	887	949
Zone 4:	536	568	606	648	711	774	835	898	960

Shaded portion of the illustration indicates the product being described. Modular seating orders must include a layout to ensure proper configuration. **Seat and back cushions MUST be ordered separately from arms** - please note the product descriptions on this page.

General Information:

COM: 1.75 yd. ♦
WOOD SPECS: Oak, Maple
MOIS. BARR: included
CA TB133: +\$70

- When ordering specify:
- Product number
 - Fabric vendor, pattern and color
 - Oak or maple wood
 - Finish
 - Room layout

35100-ST SPANNER TABLE, MODULAR

W: 22.5" D: 24" H: 20" WT: 18 lb.

Price by Shipping Zone				
Zone	1	2	3	4
	847	869	889	910

Shaded portion of the illustration indicates the product being described. Modular seating orders must include a layout to ensure proper configuration.

General Information:

COM: n/a ♦
 WOOD SPECS: Oak, Maple
 MOIS. BARR: n/a
 CA TB133: n/a



35100-CT CORNER TABLE, MODULAR

W: 30.6" D: 30.6" H: 20" WT: 28 lb.

Price by Shipping Zone				
Zone	1	2	3	4
	1499	1534	1570	1607

Shaded portion of the illustration indicates the product being described. Modular seating orders must include a layout to ensure proper configuration.

General Information:

COM: n/a ♦
 WOOD SPECS: Oak, Maple
 MOIS. BARR: n/a
 CA TB133: n/a



35100-ET END TABLE, MODULAR

W: 22.5" D: 24" H: 20" WT: 19 lb.

Price by Shipping Zone				
Zone	1	2	3	4
	1133	1162	1188	1214

Shaded portion of the illustration indicates the product being described. Modular seating orders must include a layout to ensure proper configuration.

General Information:

COM: n/a ♦
 WOOD SPECS: Oak, Maple
 MOIS. BARR: n/a
 CA TB133: n/a



- When ordering specify:
- Product number
 - Laminate
 - Oak or maple wood
 - Finish
 - Room layout

Capital freestanding tables



32-201919 END TABLE

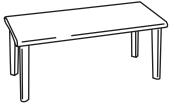
W: 19" D: 19" H: 20" WT: 15 lb.

Price by Shipping Zone

Zone	1	2	3	4
	1025	1049	1073	1099

General Information:

COM: n/a ♦
WOOD SPECS: Oak, Maple
MOIS. BARR: n/a
CA TB133: n/a



32-161938 COFFEE TABLE

W: 38" D: 19" H: 16" WT: 23 lb.

Price by Shipping Zone

Zone	1	2	3	4
	1113	1141	1167	1193

General Information:

COM: n/a ♦
WOOD SPECS: Oak, Maple
MOIS. BARR: n/a
CA TB133: n/a



35-202121 END TABLE

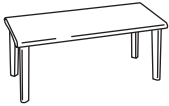
W: 21" D: 21" H: 20" WT: 17 lb.

Price by Shipping Zone

Zone	1	2	3	4
	1105	1130	1156	1184

General Information:

COM: n/a ♦
WOOD SPECS: Oak, Maple
MOIS. BARR: n/a
CA TB133: n/a



35-161941 COFFEE TABLE

W: 41" D: 19" H: 16" WT: 27 lb.

Price by Shipping Zone

Zone	1	2	3	4
	1194	1221	1249	1278

General Information:

COM: n/a ♦
WOOD SPECS: Oak, Maple
MOIS. BARR: n/a
CA TB133: n/a

- When ordering specify:
- Product number
 - Laminate
 - Oak or maple wood
 - Finish



32441H22W HIP CHAIR, 22" SEAT, WOOD ARM, WOOD CAP

W: 26.5" D: 25" H: 41.5" SW: 22" SD: 17.5" SH: 25.5" AH: 32.25" WT: 47 lb.

	B/COM	C	D	E	F	G	H	I	J
Zone 1:	1957	1993	2037	2085	2157	2229	2299	2371	2441
Zone 2:	2005	2041	2085	2133	2205	2277	2347	2419	2489
Zone 3:	2051	2087	2131	2179	2251	2323	2393	2465	2535
Zone 4:	2096	2132	2176	2224	2296	2368	2438	2510	2580

General Information:

COM: 2 yd. ♦
 WOOD SPECS: Oak, Maple
 MOIS. BARR: included
 CA TB133: +\$80

32441H24W HIP CHAIR, 24" SEAT, WOOD ARM, WOOD CAP

W: 28.5" D: 25" H: 41.5" SW: 24" SD: 17.5" SH: 25.5" AH: 32.25" WT: 49 lb.

	B/COM	C	D	E	F	G	H	I	J
Zone 1:	2028	2064	2108	2156	2228	2300	2370	2442	2512
Zone 2:	2076	2112	2156	2204	2276	2348	2418	2490	2560
Zone 3:	2123	2159	2203	2251	2323	2395	2465	2537	2607
Zone 4:	2172	2208	2252	2300	2372	2444	2514	2586	2656

General Information:

COM: 2 yd. ♦
 WOOD SPECS: Oak, Maple
 MOIS. BARR: included
 CA TB133: +\$80

32441H22U HIP CHAIR, 22" SEAT, WOOD ARM, URETHANE CAP

W: 26.5" D: 25" H: 41.5" SW: 22" SD: 17.5" SH: 25.5" AH: 32.25" WT: 47 lb.

	B/COM	C	D	E	F	G	H	I	J
Zone 1:	1957	1993	2037	2085	2157	2229	2299	2371	2441
Zone 2:	2005	2041	2085	2133	2205	2277	2347	2419	2489
Zone 3:	2051	2087	2131	2179	2251	2323	2393	2465	2535
Zone 4:	2096	2132	2176	2224	2296	2368	2438	2510	2580

Urethane arm caps are available in black, khaki or espresso.

General Information:

COM: 2 yd. ♦
 WOOD SPECS: Oak, Maple
 MOIS. BARR: included
 CA TB133: +\$80



32441H24U HIP CHAIR, 24" SEAT, WOOD ARM, URETHANE CAP

W: 28.5" D: 25" H: 41.5" SW: 24" SD: 17.5" SH: 25.5" AH: 32.25" WT: 49 lb.

	B/COM	C	D	E	F	G	H	I	J
Zone 1:	2028	2064	2108	2156	2228	2300	2370	2442	2512
Zone 2:	2076	2112	2156	2204	2276	2348	2418	2490	2560
Zone 3:	2123	2159	2203	2251	2323	2395	2465	2537	2607
Zone 4:	2172	2208	2252	2300	2372	2444	2514	2586	2656

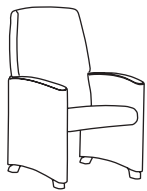
Urethane arm caps are available in black, khaki or espresso.

General Information:

COM: 2 yd. ♦
 WOOD SPECS: Oak, Maple
 MOIS. BARR: included
 CA TB133: +\$80

- When ordering specify:*
- Product number
 - Fabric vendor, pattern and color
 - Oak or maple wood
 - Finish
 - Urethane cap color

Capital gliders



32151G20 GLIDER, 20" SEAT, UPH ARM

W: 27.5"	D: 30"	H: 42"	SW: 20"	SD: 19.5"	SH: 18.5"	AH: 24.75"	WT: 56 lb.		
	B/COM	C	D	E	F	G	H	I	J
Zone 1:	2210	2278	2360	2450	2585	2720	2851	2986	3118
Zone 2:	2262	2330	2412	2502	2637	2772	2903	3038	3170
Zone 3:	2312	2380	2462	2552	2687	2822	2953	3088	3220
Zone 4:	2361	2429	2511	2601	2736	2871	3002	3137	3269

General Information:

COM: 3.75 yd. ♦
 WOOD SPECS: n/a
 MOIS. BARR: included
 CA TB133: +\$150

32151G22 GLIDER, 22" SEAT, UPH ARM

W: 29.5"	D: 30"	H: 42"	SW: 22"	SD: 19.5"	SH: 18.5"	AH: 24.75"	WT: 59 lb.		
	B/COM	C	D	E	F	G	H	I	J
Zone 1:	2303	2371	2453	2543	2678	2813	2944	3079	3211
Zone 2:	2356	2424	2506	2596	2731	2866	2997	3132	3264
Zone 3:	2411	2479	2561	2651	2786	2921	3052	3187	3319
Zone 4:	2463	2531	2613	2703	2838	2973	3104	3239	3371

General Information:

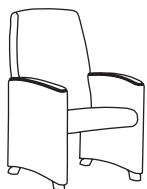
COM: 3.75 yd. ♦
 WOOD SPECS: n/a
 MOIS. BARR: included
 CA TB133: +\$150

32151G24 GLIDER, 24" SEAT, UPH ARM

W: 31.5"	D: 30"	H: 42"	SW: 24"	SD: 19.5"	SH: 18.5"	AH: 24.75"	WT: 62 lb.		
	B/COM	C	D	E	F	G	H	I	J
Zone 1:	2401	2473	2561	2657	2801	2945	3085	3229	3369
Zone 2:	2457	2529	2617	2713	2857	3001	3141	3285	3425
Zone 3:	2511	2583	2671	2767	2911	3055	3195	3339	3479
Zone 4:	2567	2639	2727	2823	2967	3111	3251	3395	3535

General Information:

COM: 4 yd. ♦
 WOOD SPECS: n/a
 MOIS. BARR: included
 CA TB133: +\$160



32251G20 GLIDER, 20" SEAT, UPH ARM, WOOD CAP

W: 27.5"	D: 30"	H: 42"	SW: 20"	SD: 19.5"	SH: 18.5"	AH: 24.75"	WT: 56 lb.		
	B/COM	C	D	E	F	G	H	I	J
Zone 1:	2394	2462	2544	2634	2769	2904	3035	3170	3302
Zone 2:	2451	2519	2601	2691	2826	2961	3092	3227	3359
Zone 3:	2505	2573	2655	2745	2880	3015	3146	3281	3413
Zone 4:	2561	2629	2711	2801	2936	3071	3202	3337	3469

General Information:

COM: 3.75 yd. ♦
 WOOD SPECS: Oak, Maple
 MOIS. BARR: included
 CA TB133: +\$150

32251G22 GLIDER, 22" SEAT, UPH ARM, WOOD CAP

W: 29.5"	D: 30"	H: 42"	SW: 22"	SD: 19.5"	SH: 18.5"	AH: 24.75"	WT: 59 lb.		
	B/COM	C	D	E	F	G	H	I	J
Zone 1:	2485	2553	2635	2725	2860	2995	3126	3261	3393
Zone 2:	2543	2611	2693	2783	2918	3053	3184	3319	3451
Zone 3:	2601	2669	2751	2841	2976	3111	3242	3377	3509
Zone 4:	2659	2727	2809	2899	3034	3169	3300	3435	3567

General Information:

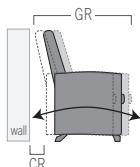
COM: 3.75 yd. ♦
 WOOD SPECS: Oak, Maple
 MOIS. BARR: included
 CA TB133: +\$150

32251G24 GLIDER, 24" SEAT, UPH ARM, WOOD CAP

W: 31.5"	D: 30"	H: 42"	SW: 24"	SD: 19.5"	SH: 18.5"	AH: 24.75"	WT: 62 lb.		
	B/COM	C	D	E	F	G	H	I	J
Zone 1:	2564	2632	2714	2804	2939	3074	3205	3340	3472
Zone 2:	2624	2692	2774	2864	2999	3134	3265	3400	3532
Zone 3:	2683	2751	2833	2923	3058	3193	3324	3459	3591
Zone 4:	2743	2811	2893	2983	3118	3253	3384	3519	3651

General Information:

COM: 3.75 yd. ♦
 WOOD SPECS: Oak, Maple
 MOIS. BARR: included
 CA TB133: +\$150



GR- Glider range from forward point to rear point is 41"
 CR- Clearance required when placed against a wall is 7"

- When ordering specify:
- Product number
 - Fabric vendor, pattern and color
 - Oak or maple wood
 - Finish



32651G20 GLIDER, 20" SEAT, UPH ARM, URETHANE CAP

W: 27.5"	D: 30"	H: 42"	SW: 20"	SD: 19.5"	SH: 18.5"	AH: 24.75"	WT: 58 lb.		
B/COM	C	D	E	F	G	H	I	J	
Zone 1:	2394	2462	2544	2634	2769	2904	3035	3170	3302
Zone 2:	2451	2519	2601	2691	2826	2961	3092	3227	3359
Zone 3:	2505	2573	2655	2745	2880	3015	3146	3281	3413
Zone 4:	2561	2629	2711	2801	2936	3071	3202	3337	3469

Urethane arm caps are available in black, khaki or espresso.

General Information:

COM: 3.75 yd. ♦
 WOOD SPECS: n/a
 MOIS. BARR: included
 CA TB133: +\$150

32651G22 GLIDER, 22" SEAT, UPH ARM, URETHANE CAP

W: 29.5"	D: 30"	H: 42"	SW: 22"	SD: 19.5"	SH: 18.5"	AH: 24.75"	WT: 61 lb.		
B/COM	C	D	E	F	G	H	I	J	
Zone 1:	2485	2553	2635	2725	2860	2995	3126	3261	3393
Zone 2:	2543	2611	2693	2783	2918	3053	3184	3319	3451
Zone 3:	2601	2669	2751	2841	2976	3111	3242	3377	3509
Zone 4:	2659	2727	2809	2899	3034	3169	3300	3435	3567

Urethane arm caps are available in black, khaki or espresso.

General Information:

COM: 3.75 yd. ♦
 WOOD SPECS: n/a
 MOIS. BARR: included
 CA TB133: +\$150

32651G24 GLIDER, 24" SEAT, UPH ARM, URETHANE CAP

W: 31.5"	D: 30"	H: 42"	SW: 24"	SD: 19.5"	SH: 18.5"	AH: 24.75"	WT: 64 lb.		
B/COM	C	D	E	F	G	H	I	J	
Zone 1:	2564	2632	2714	2804	2939	3074	3205	3340	3472
Zone 2:	2624	2692	2774	2864	2999	3134	3265	3400	3532
Zone 3:	2683	2751	2833	2923	3058	3193	3324	3459	3591
Zone 4:	2743	2811	2893	2983	3118	3253	3384	3519	3651

Urethane arm caps are available in black, khaki or espresso.

General Information:

COM: 3.75 yd. ♦
 WOOD SPECS: n/a
 MOIS. BARR: included
 CA TB133: +\$150

32151LG20 GLIDER, 20" SEAT, UPH ARM, LOCKING MECHANISM

W: 27.5"	D: 30"	H: 42"	SW: 20"	SD: 19.5"	SH: 18.5"	AH: 24.75"	WT: 58 lb.		
B/COM	C	D	E	F	G	H	I	J	
Zone 1:	2361	2429	2511	2601	2736	2871	3002	3137	3269
Zone 2:	2417	2485	2567	2657	2792	2927	3058	3193	3325
Zone 3:	2472	2540	2622	2712	2847	2982	3113	3248	3380
Zone 4:	2526	2594	2676	2766	2901	3036	3167	3302	3434

32151LG22 GLIDER, 22" SEAT, UPH ARM, LOCKING MECHANISM

W: 29.5"	D: 30"	H: 42"	SW: 22"	SD: 19.5"	SH: 18.5"	AH: 24.75"	WT: 61 lb.		
B/COM	C	D	E	F	G	H	I	J	
Zone 1:	2460	2528	2610	2700	2835	2970	3101	3236	3368
Zone 2:	2515	2583	2665	2755	2890	3025	3156	3291	3423
Zone 3:	2572	2640	2722	2812	2947	3082	3213	3348	3480
Zone 4:	2629	2697	2779	2869	3004	3139	3270	3405	3537

32151LG24 GLIDER, 24" SEAT, UPH ARM, LOCKING MECHANISM

W: 31.5"	D: 30"	H: 42"	SW: 24"	SD: 19.5"	SH: 18.5"	AH: 24.75"	WT: 64 lb.		
B/COM	C	D	E	F	G	H	I	J	
Zone 1:	2551	2623	2711	2807	2951	3095	3235	3379	3519
Zone 2:	2609	2681	2769	2865	3009	3153	3293	3437	3577
Zone 3:	2669	2741	2829	2925	3069	3213	3353	3497	3637
Zone 4:	2727	2799	2887	2983	3127	3271	3411	3555	3695

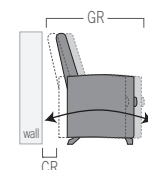
General Information:

COM: 3.75 yd. ♦
 WOOD SPECS: n/a
 MOIS. BARR: included
 CA TB133: +\$150



General Information:

COM: 3.75 yd. ♦
 WOOD SPECS: n/a
 MOIS. BARR: included
 CA TB133: +\$150



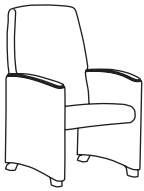
GR- Glider range from forward point to rear point is 41"
 CR- Clearance required when placed against a wall is 7"

General Information:

COM: 4 yd. ♦
 WOOD SPECS: n/a
 MOIS. BARR: included
 CA TB133: +\$160

When ordering specify:
 Product number
 Fabric vendor, pattern and color
 Urethane cap color

Capital gliders



32251LG20 GLIDER, 20" SEAT, UPH ARM, WOOD CAP, LOCKING MECHANISM

W: 27.5"	D: 30"	H: 42"	SW: 20"	SD: 19.5"	SH: 18.5"	AH: 24.75"	WT: 58 lb.		
B/COM	C	D	E	F	G	H	I	J	
Zone 1:	2550	2618	2700	2790	2925	3060	3191	3326	3458
Zone 2:	2607	2675	2757	2847	2982	3117	3248	3383	3515
Zone 3:	2666	2734	2816	2906	3041	3176	3307	3442	3574
Zone 4:	2725	2793	2875	2965	3100	3235	3366	3501	3633

General Information:

COM: 3.75 yd. ♦
 WOOD SPECS: Oak, Maple
 MOIS. BARR: included
 CA TB133: +\$150

32251LG22 GLIDER, 22" SEAT, UPH ARM, WOOD CAP, LOCKING MECHANISM

W: 29.5"	D: 30"	H: 42"	SW: 22"	SD: 19.5"	SH: 18.5"	AH: 24.75"	WT: 61 lb.		
B/COM	C	D	E	F	G	H	I	J	
Zone 1:	2634	2702	2784	2874	3009	3144	3275	3410	3542
Zone 2:	2695	2763	2845	2935	3070	3205	3336	3471	3603
Zone 3:	2757	2825	2907	2997	3132	3267	3398	3533	3665
Zone 4:	2817	2885	2967	3057	3192	3327	3458	3593	3725

General Information:

COM: 3.75 yd. ♦
 WOOD SPECS: Oak, Maple
 MOIS. BARR: included
 CA TB133: +\$150

32251LG24 GLIDER, 24" SEAT, UPH ARM, WOOD CAP, LOCKING MECHANISM

W: 31.5"	D: 30"	H: 42"	SW: 24"	SD: 19.5"	SH: 18.5"	AH: 24.75"	WT: 64 lb.		
B/COM	C	D	E	F	G	H	I	J	
Zone 1:	2715	2783	2865	2955	3090	3225	3356	3491	3623
Zone 2:	2777	2845	2927	3017	3152	3287	3418	3553	3685
Zone 3:	2840	2908	2990	3080	3215	3350	3481	3616	3748
Zone 4:	2902	2970	3052	3142	3277	3412	3543	3678	3810

General Information:

COM: 3.75 yd. ♦
 WOOD SPECS: Oak, Maple
 MOIS. BARR: included
 CA TB133: +\$150

32651LG20 GLIDER, 20" SEAT, UPH ARM, URETHANE CAP, LOCKING MECHANISM

W: 27.5"	D: 30"	H: 42"	SW: 20"	SD: 19.5"	SH: 18.5"	AH: 24.75"	WT: 58 lb.		
B/COM	C	D	E	F	G	H	I	J	
Zone 1:	2550	2618	2700	2790	2925	3060	3191	3326	3458
Zone 2:	2607	2675	2757	2847	2982	3117	3248	3383	3515
Zone 3:	2666	2734	2816	2906	3041	3176	3307	3442	3574
Zone 4:	2725	2793	2875	2965	3100	3235	3366	3501	3633

Urethane arm caps are available in black, khaki or espresso.

General Information:

COM: 3.75 yd. ♦
 WOOD SPECS: n/a
 MOIS. BARR: included
 CA TB133: +\$150



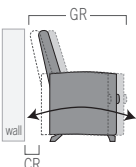
32651LG22 GLIDER, 22" SEAT, UPH ARM, URETHANE CAP, LOCKING MECHANISM

W: 29.5"	D: 30"	H: 42"	SW: 22"	SD: 19.5"	SH: 18.5"	AH: 24.75"	WT: 61 lb.		
B/COM	C	D	E	F	G	H	I	J	
Zone 1:	2634	2702	2784	2874	3009	3144	3275	3410	3542
Zone 2:	2695	2763	2845	2935	3070	3205	3336	3471	3603
Zone 3:	2757	2825	2907	2997	3132	3267	3398	3533	3665
Zone 4:	2817	2885	2967	3057	3192	3327	3458	3593	3725

Urethane arm caps are available in black, khaki or espresso.

General Information:

COM: 3.75 yd. ♦
 WOOD SPECS: n/a
 MOIS. BARR: included
 CA TB133: +\$150



GR- Glider range from forward point to rear point is 41"
 CR- Clearance required when placed against a wall is 7"

32651LG24 GLIDER, 24" SEAT, UPH ARM, URETHANE CAP, LOCKING MECHANISM

W: 31.5"	D: 30"	H: 42"	SW: 24"	SD: 19.5"	SH: 18.5"	AH: 24.75"	WT: 64 lb.		
B/COM	C	D	E	F	G	H	I	J	
Zone 1:	2715	2783	2865	2955	3090	3225	3356	3491	3623
Zone 2:	2777	2845	2927	3017	3152	3287	3418	3553	3685
Zone 3:	2840	2908	2990	3080	3215	3350	3481	3616	3748
Zone 4:	2902	2970	3052	3142	3277	3412	3543	3678	3810

Urethane arm caps are available in black, khaki or espresso.

General Information:

COM: 3.75 yd. ♦
 WOOD SPECS: n/a
 MOIS. BARR: included
 CA TB133: +\$150

- When ordering specify:
- Product number
 - Fabric vendor, pattern and color
 - Oak or maple wood
 - Finish
 - Urethane cap color

32981 RECLINER

W: 26"	D: 34"	H: 43.75"	SW: 20.5"	SD: 21.25"	SH: 18.5"	AH: 25"	WT: 89 lb.		
	B/COM	C	D	E	F	G	H	I	J
Zone 1:	2893	2979	3083	3197	3368	3539	3705	3876	4043
Zone 2:	2959	3045	3149	3263	3434	3605	3771	3942	4109
Zone 3:	3026	3112	3216	3330	3501	3672	3838	4009	4176
Zone 4:	3093	3179	3283	3397	3568	3739	3905	4076	4243

General Information:

COM: 4.75 yd. ♦
 WOOD SPECS: Oak, Maple
 MOIS. BARR: included
 CA TB133: +\$190



32W981 RECLINER, WIDE, UPH ARM

W: 28.5"	D: 34"	H: 43.75"	SW: 23"	SD: 21.25"	SH: 18.5"	AH: 25"	WT: 91 lb.		
	B/COM	C	D	E	F	G	H	I	J
Zone 1:	3173	3268	3383	3509	3698	3887	4071	4260	4444
Zone 2:	3246	3341	3456	3582	3771	3960	4144	4333	4517
Zone 3:	3321	3416	3531	3657	3846	4035	4219	4408	4592
Zone 4:	3393	3488	3603	3729	3918	4107	4291	4480	4664

General Information:

COM: 5.25 yd. ♦
 WOOD SPECS: Oak, Maple
 MOIS. BARR: included
 CA TB133: +\$210



32981W RECLINER, WOOD CAP

W: 26"	D: 34"	H: 43.75"	SW: 20.5"	SD: 21.25"	SH: 18.5"	AH: 25"	WT: 89 lb.		
	B/COM	C	D	E	F	G	H	I	J
Zone 1:	3077	3163	3267	3381	3552	3723	3889	4060	4227
Zone 2:	3148	3234	3338	3452	3623	3794	3960	4131	4298
Zone 3:	3221	3307	3411	3525	3696	3867	4033	4204	4371
Zone 4:	3291	3377	3481	3595	3766	3937	4103	4274	4441

General Information:

COM: 4.75 yd. ♦
 WOOD SPECS: Oak, Maple
 MOIS. BARR: included
 CA TB133: +\$190



32W981W RECLINER, WIDE, WOOD CAP

W: 28.5"	D: 34"	H: 43.75"	SW: 23"	SD: 21.25"	SH: 18.5"	AH: 25"	WT: 91 lb.		
	B/COM	C	D	E	F	G	H	I	J
Zone 1:	3351	3446	3561	3687	3876	4065	4249	4438	4622
Zone 2:	3427	3522	3637	3763	3952	4141	4325	4514	4698
Zone 3:	3506	3601	3716	3842	4031	4220	4404	4593	4777
Zone 4:	3581	3676	3791	3917	4106	4295	4479	4668	4852

General Information:

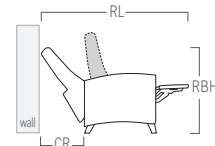
COM: 5.25 yd. ♦
 WOOD SPECS: Oak, Maple
 MOIS. BARR: included
 CA TB133: +\$210



Accessories

Casters, 5 lb.	32900-LC	+\$273	
Pushbar, 1.25 lb.	32900-PB	+\$117	
Foley-bag Hook, 0.125 lb.	32900-BH	+\$38	Specify left or right side (as facing).
Standard IV-pole, 7 lb.	32900-V1	+\$231	Specify left or right side (as facing).
Trigger IV-pole, 8 lb.	32900-V2	+\$420	Specify left or right side (as facing).
Stainless IV-pole, 8 lb.	32900-32900-PB3	+\$497	Specify left or right side (as facing).
Flip Table, 10 lb.	32900-FTL or R	+\$340	Specify left or right side (as facing). Specify laminate.
Flip Table is 14"d x 12-1/2"w.			

Specify left or right side for Foley Bag Hook, IV-poles and Flip Table (while facing front of chair).



RL- Reclined length 64"
 RBH- Reclined back height 35"
 CR- Clearance required when placed against a wall is 20"

- When ordering specify:
- Product number
 - Fabric vendor, pattern and color
 - Oak or maple wood
 - Finish
 - Recliner options

Capital recliners



32981U RECLINER, URETHANE CAP

W: 26"	D: 34"	H: 43.75"	SW: 20.5"	SD: 21.25"	SH: 18.5"	AH: 25"	WT: 89 lb.		
	B/COM	C	D	E	F	G	H	I	J
Zone 1:	3077	3163	3267	3381	3552	3723	3889	4060	4227
Zone 2:	3148	3234	3338	3452	3623	3794	3960	4131	4298
Zone 3:	3221	3307	3411	3525	3696	3867	4033	4204	4371
Zone 4:	3291	3377	3481	3595	3766	3937	4103	4274	4441

Urethane arm caps are available in black, khaki or espresso.

General Information:

COM: 4.75 yd. ♦
WOOD SPECS: Oak, Maple
MOIS. BARR: included
CA TB133: +\$190



32W981U RECLINER, WIDE, URETHANE CAP

W: 28.5"	D: 34"	H: 43.75"	SW: 23"	SD: 21.25"	SH: 18.5"	AH: 25"	WT: 91 lb.		
	B/COM	C	D	E	F	G	H	I	J
Zone 1:	3351	3446	3561	3687	3876	4065	4249	4438	4622
Zone 2:	3427	3522	3637	3763	3952	4141	4325	4514	4698
Zone 3:	3506	3601	3716	3842	4031	4220	4404	4593	4777
Zone 4:	3581	3676	3791	3917	4106	4295	4479	4668	4852

Urethane arm caps are available in black, khaki or espresso.

General Information:

COM: 5.25 yd. ♦
WOOD SPECS: Oak, Maple
MOIS. BARR: included
CA TB133: +\$210



32900-HR RECLINER HEAD REST

W: -	D: -	H: -	WT: 1 lb.						
	B/COM	C	D	E	F	G	H	I	J
Zone 1:	119	137	159	183	219	255	290	326	361
Zone 2:	121	139	161	185	221	257	292	328	363
Zone 3:	125	143	165	189	225	261	296	332	367
Zone 4:	127	145	167	191	227	263	298	334	369

General Information:

COM: 1 yd. ♦
WOOD SPECS: n/a
MOIS. BARR: included
CA TB133: +\$40

32W900-HR RECLINER HEAD REST, WIDE

W: -	D: -	H: -	WT: 1.25 lb.						
	B/COM	C	D	E	F	G	H	I	J
Zone 1:	124	147	174	204	249	294	338	383	427
Zone 2:	127	150	177	207	252	297	341	386	430
Zone 3:	130	153	180	210	255	300	344	389	433
Zone 4:	132	155	182	212	257	302	346	391	435

General Information:

COM: 1.25 yd. ♦
WOOD SPECS: n/a
MOIS. BARR: included
CA TB133: +\$50

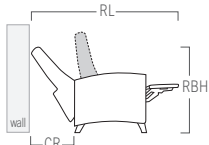
32900-RM REPLACEMENT RECLINING MECHANISM

WT: 10 lb.

Price by Shipping Zone				
Zone	1	2	3	4
	339	348	356	365

General Information:

COM: n/a ♦
WOOD SPECS: n/a
MOIS. BARR: n/a
CA TB133: n/a



RL- Reclined length 64"
RBH- Reclined back height 35"
CR- Clearance required when placed against a wall is 20"

- When ordering specify:
- Product number
 - Fabric vendor, pattern and color
 - Oak or maple wood
 - Finish
 - Recliner options
 - Urethane cap color

Accessories

Casters, 5 lb.	32900-LC	+\$273	
Pushbar, 1.25 lb.	32900-PB	+\$117	
Foley-bag Hook, 0.125 lb.	32900-BH	+\$38	Specify left or right side (as facing).
Standard IV-pole, 7 lb.	32900-V1	+\$231	Specify left or right side (as facing).
Trigger IV-pole, 8 lb.	32900-V2	+\$420	Specify left or right side (as facing).
Stainless IV-pole, 8 lb.	32900-32900-PB3	+\$497	Specify left or right side (as facing).
Flip Table, 10 lb.	32900-FTL or R	+\$340	Specify left or right side (as facing). Specify laminate.
Flip Table is 14"d x 12-1/2"w.			

Specify left or right side for Foley Bag Hook, IV-poles and Flip Table (while facing front of chair).

32841 SLEEP CHAIR

W: 30"	D: 33.5"	H: 33.25"	SW: 24"	SD: 21"	SH: 18"	AH: 25"	WT: 110 lb.		
	B/COM	C	D	E	F	G	H	I	J
Zone 1:	3459	3554	3669	3795	3984	4173	4357	4546	4730
Zone 2:	3539	3634	3749	3875	4064	4253	4437	4626	4810
Zone 3:	3620	3715	3830	3956	4145	4334	4518	4707	4891
Zone 4:	3699	3794	3909	4035	4224	4413	4597	4786	4970

General Information:

COM: 5.25 yd. ♦
 WOOD SPECS: Oak, Maple
 MOIS. BARR: included
 CA TB133: +\$210



32W841 SLEEP CHAIR, WIDE

W: 36"	D: 33.5"	H: 33.25"	SW: 30"	SD: 21"	SH: 18"	AH: 25"	WT: 128 lb.		
	B/COM	C	D	E	F	G	H	I	J
Zone 1:	3737	3845	3977	4121	4337	4553	4763	4979	5189
Zone 2:	3824	3932	4064	4208	4424	4640	4850	5066	5276
Zone 3:	3910	4018	4150	4294	4510	4726	4936	5152	5362
Zone 4:	3997	4105	4237	4381	4597	4813	5023	5239	5449

General Information:

COM: 6 yd. ♦
 WOOD SPECS: Oak, Maple
 MOIS. BARR: included
 CA TB133: +\$240



32841W SLEEP CHAIR, WOOD CAP

W: 30"	D: 33.5"	H: 33.25"	SW: 24"	SD: 21"	SH: 18"	AH: 25"	WT: 110 lb.		
	B/COM	C	D	E	F	G	H	I	J
Zone 1:	3644	3739	3854	3980	4169	4358	4542	4731	4915
Zone 2:	3729	3824	3939	4065	4254	4443	4627	4816	5000
Zone 3:	3813	3908	4023	4149	4338	4527	4711	4900	5084
Zone 4:	3898	3993	4108	4234	4423	4612	4796	4985	5169

General Information:

COM: 5.25 yd. ♦
 WOOD SPECS: Oak, Maple
 MOIS. BARR: included
 CA TB133: +\$210




32W841W SLEEP CHAIR, WIDE, WOOD CAP

W: 36"	D: 33.5"	H: 33.25"	SW: 30"	SD: 21"	SH: 18"	AH: 25"	WT: 128 lb.		
	B/COM	C	D	E	F	G	H	I	J
Zone 1:	3921	4029	4161	4305	4521	4737	4947	5163	5373
Zone 2:	4012	4120	4252	4396	4612	4828	5038	5254	5464
Zone 3:	4102	4210	4342	4486	4702	4918	5128	5344	5554
Zone 4:	4193	4301	4433	4577	4793	5009	5219	5435	5645

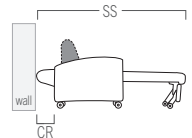
General Information:

COM: 6 yd. ♦
 WOOD SPECS: Oak, Maple
 MOIS. BARR: included
 CA TB133: +\$240



Accessories

Casters, 5 lb.	32800-LC	+\$273
Fitted Sheets, 2 lb.	32800-FS	+\$62



SS- Sleep surface 74"
 CR- Clearance required to open sleep surface when placed against a wall is 10"

- When ordering specify:
- Product number
 - Fabric vendor, pattern and color
 - Oak or maple wood
 - Finish
 - Sleep chair options

Capital sleep chairs



32841U SLEEP CHAIR, URETHANE CAP

W: 30" D: 33.5" H: 33.25" SW: 24" SD: 21" SH: 18" AH: 25" WT: 110 lb.

	B/COM	C	D	E	F	G	H	I	J
Zone 1:	3644	3739	3854	3980	4169	4358	4542	4731	4915
Zone 2:	3729	3824	3939	4065	4254	4443	4627	4816	5000
Zone 3:	3813	3908	4023	4149	4338	4527	4711	4900	5084
Zone 4:	3898	3993	4108	4234	4423	4612	4796	4985	5169

Urethane arm caps are available in black, khaki or espresso.

General Information:

COM: 5.25 yd. ♦
 WOOD SPECS: Oak, Maple
 MOIS. BARR: included
 CA TB133: +\$210



32W841U SLEEP CHAIR, WIDE, URETHANE CAP

W: 36" D: 33.5" H: 33.25" SW: 30" SD: 21" SH: 18" AH: 25" WT: 128 lb.

	B/COM	C	D	E	F	G	H	I	J
Zone 1:	3921	4029	4161	4305	4521	4737	4947	5163	5373
Zone 2:	4012	4120	4252	4396	4612	4828	5038	5254	5464
Zone 3:	4102	4210	4342	4486	4702	4918	5128	5344	5554
Zone 4:	4193	4301	4433	4577	4793	5009	5219	5435	5645

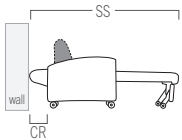
Urethane arm caps are available in black, khaki or espresso.

General Information:

COM: 6 yd. ♦
 WOOD SPECS: Oak, Maple
 MOIS. BARR: included
 CA TB133: +\$240


Accessories

Casters, 5 lb.	32800-LC	+\$273
Fitted Sheets, 2 lb.	32800-FS	+\$62



SS- Sleep surface 74"
 CR- Clearance required to open sleep surface when placed against a wall is 10"

- When ordering specify:
- Product number
 - Fabric vendor, pattern and color
 - Oak or maple wood
 - Finish
 - Sleep chair options
 - Urethane cap color



59111HC CHAIR

W: 35.5" D: 34" H: 32.5" SW: 22" SD: 21" SH: 18.5" AH: 16.5" WT: 60 lb.

	B/COM	C	D	E	F	G	H	I	J
Zone 1:	2177	2272	2387	2513	2702	2891	3075	3264	3448
Zone 2:	2226	2321	2436	2562	2751	2940	3124	3313	3497
Zone 3:	2275	2370	2485	2611	2800	2989	3173	3362	3546
Zone 4:	2324	2419	2534	2660	2849	3038	3222	3411	3595

Available without welt as an option (no upcharge).

General Information:

COM: 5.25 yd. ♦
 WOOD SPECS: Oak, Maple
 MOIS. BARR: included
 CA TB133: +\$210

59112HC LOVESEAT

W: 57.5" D: 34" H: 32.5" SW: 44" SD: 21" SH: 18.5" AH: 16.5" WT: 82 lb.

	B/COM	C	D	E	F	G	H	I	J
Zone 1:	3682	3826	4002	4194	4482	4770	5050	5338	5618
Zone 2:	3767	3911	4087	4279	4567	4855	5135	5423	5703
Zone 3:	3851	3995	4171	4363	4651	4939	5219	5507	5787
Zone 4:	3934	4078	4254	4446	4734	5022	5302	5590	5870

Available without welt as an option (no upcharge).

General Information:

COM: 8 yd. ♦
 WOOD SPECS: Oak, Maple
 MOIS. BARR: included
 CA TB133: +\$320

59113HC SOFA

W: 79.5" D: 34" H: 32.5" SW: 66" SD: 21" SH: 18.5" AH: 16.5" WT: 104 lb.

	B/COM	C	D	E	F	G	H	I	J
Zone 1:	4461	4650	4881	5133	5511	5889	6257	6635	7002
Zone 2:	4563	4752	4983	5235	5613	5991	6359	6737	7104
Zone 3:	4664	4853	5084	5336	5714	6092	6460	6838	7205
Zone 4:	4765	4954	5185	5437	5815	6193	6561	6939	7306

Available without welt as an option (no upcharge).

General Information:

COM: 10.5 yd. ♦
 WOOD SPECS: Oak, Maple
 MOIS. BARR: included
 CA TB133: +\$420

Accessories

Mobility Option



Available on 59111HC only. Includes 2 front casters, wood legs and back handle.
 Add +\$178 list per chair for wood legs
 Add +\$218 list per chair for metal legs
 Specify wood or metal legs for rear of chair.
 Handle available in black only.

Tablet Arm Options

Tablet Arm Side - Please specify location by adding suffix below to the product's model number.
 TL - left hand sitting, right facing \$506
 TR - Right hand sitting, left facing \$506
 TB - left and right hand sitting, facing \$1012 (available on loveseat and sofa only).
 Weight capacity on tablet arm is 100 lbs.

Metal Legs



Available on chairs, loveseat, and sofa.
 Add +\$82 list per unit.
 Metal legs are available in aluminum only.

Tablet Style Options

Tablet style - please specify laminate and wood finish color.



Pennon, self edge.
 Pennon, finished wood edge.
 12" W x 19" L



Round, self edge.
 Round, finished wood edge.
 14" diameter

- When ordering tablet specify:
- Shape
 - Left or right handed (while sitting in chair)
 - Edge style
 - Wood finish
 - Laminate
 - Quantity (when ordering loveseat or sofa)*

- When ordering specify:
- Product number
 - Fabric vendor, pattern and color
 - Oak or maple wood
 - Finish
 - Optional tablet

Cove



53411WB22 CHAIR, 22" SEAT, WOOD ARM, WOOD CAP

W: 27"	D: 27.5"	H: 32.5"	SW: 22"	SD: 20"	SH: 18"	AH: 25"	WT: 41 lb.		
B/COM	C	D	E	F	G	H	I	J	
Zone 1:	1705	1741	1785	1833	1905	1977	2047	2119	2189
Zone 2:	1746	1782	1826	1874	1946	2018	2088	2160	2230
Zone 3:	1786	1822	1866	1914	1986	2058	2128	2200	2270
Zone 4:	1825	1861	1905	1953	2025	2097	2167	2239	2309

General Information:

COM: 2 yd. ♦
 WOOD SPECS: Oak, Maple
 MOIS. BARR: included
 CA TB133: +\$80

53411WB30 CHAIR, 30" SEAT, WOOD ARM, WOOD CAP

W: 35"	D: 27.5"	H: 32.5"	SW: 30"	SD: 20"	SH: 18"	AH: 25"	WT: 54 lb.		
B/COM	C	D	E	F	G	H	I	J	
Zone 1:	2259	2309	2369	2435	2534	2633	2729	2828	2925
Zone 2:	2311	2361	2421	2487	2586	2685	2781	2880	2977
Zone 3:	2362	2412	2472	2538	2637	2736	2832	2931	3028
Zone 4:	2416	2466	2526	2592	2691	2790	2886	2985	3082

General Information:

COM: 2.75 yd. ♦
 WOOD SPECS: Oak, Maple
 MOIS. BARR: included
 CA TB133: +\$110

53411WB40 LOVESEAT, 40" SEAT, WOOD ARM, WOOD CAP

W: 45"	D: 27.5"	H: 32.5"	SW: 40"	SD: 20"	SH: 18"	AH: 25"	WT: 64 lb.		
B/COM	C	D	E	F	G	H	I	J	
Zone 1:	2574	2624	2684	2750	2849	2948	3044	3143	3240
Zone 2:	2635	2685	2745	2811	2910	3009	3105	3204	3301
Zone 3:	2694	2744	2804	2870	2969	3068	3164	3263	3360
Zone 4:	2754	2804	2864	2930	3029	3128	3224	3323	3420

General Information:

COM: 2.75 yd. ♦
 WOOD SPECS: Oak, Maple
 MOIS. BARR: included
 CA TB133: +\$110

53410-2TW 2 SEAT TANDEM, WOOD ARM, WOOD CAP

W: 52.25"	D: 27.5"	H: 32.5"	SW: 22"	SD: 20"	SH: 18"	AH: 25"	WT: 77 lb.		
B/COM	C	D	E	F	G	H	I	J	
Zone 1:	3093	3156	3233	3317	3443	3569	3692	3818	3940
Zone 2:	3163	3226	3303	3387	3513	3639	3762	3888	4010
Zone 3:	3236	3299	3376	3460	3586	3712	3835	3961	4083
Zone 4:	3308	3371	3448	3532	3658	3784	3907	4033	4155

General Information:

COM: 3.5 yd. ♦
 WOOD SPECS: Oak, Maple
 MOIS. BARR: included
 CA TB133: +\$140

53410-3TW 3 SEAT TANDEM, WOOD ARM, WOOD CAP

W: 77"	D: 27.5"	H: 32.5"	SW: 22"	SD: 20"	SH: 18"	AH: 25"	WT: 118 lb.		
B/COM	C	D	E	F	G	H	I	J	
Zone 1:	4385	4475	4585	4705	4885	5065	5240	5420	5595
Zone 2:	4486	4576	4686	4806	4986	5166	5341	5521	5696
Zone 3:	4588	4678	4788	4908	5088	5268	5443	5623	5798
Zone 4:	4690	4780	4890	5010	5190	5370	5545	5725	5900

General Information:

COM: 5 yd. ♦
 WOOD SPECS: Oak, Maple
 MOIS. BARR: included
 CA TB133: +\$200

Accessories

Boots +\$53 per pair. Specify black, sand or espresso.

- When ordering specify:
- Product number
 - Fabric vendor, pattern and color
 - Oak or maple wood
 - Finish



53411UB22 CHAIR, 22" SEAT, WOOD ARM, URETHANE CAP

W: 27"	D: 27.5"	H: 32.5"	SW: 22"	SD: 20"	SH: 18"	AH: 25"	WT: 41 lb.		
B/COM	C	D	E	F	G	H	I	J	
Zone 1:	1705	1741	1785	1833	1905	1977	2047	2119	2189
Zone 2:	1746	1782	1826	1874	1946	2018	2088	2160	2230
Zone 3:	1786	1822	1866	1914	1986	2058	2128	2200	2270
Zone 4:	1825	1861	1905	1953	2025	2097	2167	2239	2309

Urethane arm caps are available in black, khaki or espresso.

General Information:

COM: 2 yd. ♦
 WOOD SPECS: Oak, Maple
 MOIS. BARR: included
 CA TB133: +\$80

53411UB30 CHAIR, 30" SEAT, WOOD ARM, URETHANE CAP

W: 35"	D: 27.5"	H: 32.5"	SW: 30"	SD: 20"	SH: 18"	AH: 25"	WT: 54 lb.		
B/COM	C	D	E	F	G	H	I	J	
Zone 1:	2259	2309	2369	2435	2534	2633	2729	2828	2925
Zone 2:	2311	2361	2421	2487	2586	2685	2781	2880	2977
Zone 3:	2362	2412	2472	2538	2637	2736	2832	2931	3028
Zone 4:	2416	2466	2526	2592	2691	2790	2886	2985	3082

Urethane arm caps are available in black, khaki or espresso.

General Information:

COM: 2.75 yd. ♦
 WOOD SPECS: Oak, Maple
 MOIS. BARR: included
 CA TB133: +\$110

53411UB40 LOVESEAT, 40" SEAT, WOOD ARM, URETHANE CAP

W: 45"	D: 27.5"	H: 32.5"	SW: 40"	SD: 20"	SH: 18"	AH: 25"	WT: 67 lb.		
B/COM	C	D	E	F	G	H	I	J	
Zone 1:	2574	2624	2684	2750	2849	2948	3044	3143	3240
Zone 2:	2635	2685	2745	2811	2910	3009	3105	3204	3301
Zone 3:	2694	2744	2804	2870	2969	3068	3164	3263	3360
Zone 4:	2754	2804	2864	2930	3029	3128	3224	3323	3420

Urethane arm caps are available in black, khaki or espresso.

General Information:

COM: 2.75 yd. ♦
 WOOD SPECS: Oak, Maple
 MOIS. BARR: included
 CA TB133: +\$110

53410-2TU 2 SEAT TANDEM, WOOD ARM, URETHANE CAP

W: 52.25"	D: 27.5"	H: 32.5"	SW: 22"	SD: 20"	SH: 18"	AH: 25"	WT: 81.5 lb.		
B/COM	C	D	E	F	G	H	I	J	
Zone 1:	3093	3156	3233	3317	3443	3569	3692	3818	3940
Zone 2:	3163	3226	3303	3387	3513	3639	3762	3888	4010
Zone 3:	3236	3299	3376	3460	3586	3712	3835	3961	4083
Zone 4:	3308	3371	3448	3532	3658	3784	3907	4033	4155

Urethane arm caps are available in black, khaki or espresso.

General Information:

COM: 3.5 yd. ♦
 WOOD SPECS: Oak, Maple
 MOIS. BARR: included
 CA TB133: +\$140

53410-3TU 3 SEAT TANDEM, WOOD ARM, URETHANE CAP

W: 77"	D: 27.5"	H: 32.5"	SW: 22"	SD: 20"	SH: 18"	AH: 25"	WT: 124 lb.		
B/COM	C	D	E	F	G	H	I	J	
Zone 1:	4385	4475	4585	4705	4885	5065	5240	5420	5595
Zone 2:	4486	4576	4686	4806	4986	5166	5341	5521	5696
Zone 3:	4588	4678	4788	4908	5088	5268	5443	5623	5798
Zone 4:	4690	4780	4890	5010	5190	5370	5545	5725	5900

Urethane arm caps are available in black, khaki or espresso.

General Information:


COM: 5 yd. ♦
 WOOD SPECS: Oak, Maple
 MOIS. BARR: included
 CA TB133: +\$200

Accessories

Boots +\$53 per pair. Specify black, sand or espresso.

- When ordering specify:
- Product number
 - Fabric vendor, pattern and color
 - Oak or maple wood
 - Finish
 - Urethane cap color

Cove patient chairs



53471WB22 PATIENT CHAIR, 22" SEAT, WOOD ARM, WOOD CAP


W: 27" D: 30.5" H: 41" SW: 22" SD: 20" SH: 18" AH: 25" WT: 45 lb.

	B/COM	C	D	E	F	G	H	I	J
Zone 1:	1861	1902	1951	2005	2086	2167	2246	2327	2406
Zone 2:	1904	1945	1994	2048	2129	2210	2289	2370	2449
Zone 3:	1948	1989	2038	2092	2173	2254	2333	2414	2493
Zone 4:	1991	2032	2081	2135	2216	2297	2376	2457	2536

Urethane arm caps are available in black, khaki or espresso.

General Information:

COM: 2.25 yd. ♦
WOOD SPECS: Oak, Maple
MOIS. BARR: included
CA TB133: +\$90



53471WB30 PATIENT CHAIR, 30" SEAT, WOOD ARM, WOOD CAP

W: 35" D: 30.5" H: 41" SW: 30" SD: 20" SH: 18" AH: 25" WT: 59 lb.

	B/COM	C	D	E	F	G	H	I	J
Zone 1:	2428	2487	2558	2636	2753	2870	2984	3101	3215
Zone 2:	2485	2544	2615	2693	2810	2927	3041	3158	3272
Zone 3:	2541	2600	2671	2749	2866	2983	3097	3214	3328
Zone 4:	2599	2658	2729	2807	2924	3041	3155	3272	3386

Urethane arm caps are available in black, khaki or espresso.

General Information:

COM: 3.25 yd. ♦
WOOD SPECS: Oak, Maple
MOIS. BARR: included
CA TB133: +\$130



53471UB22 PATIENT CHAIR, 22" SEAT, WOOD ARM, URETHANE CAP

W: 27" D: 30.5" H: 41" SW: 22" SD: 20" SH: 18" AH: 25" WT: 45 lb.

	B/COM	C	D	E	F	G	H	I	J
Zone 1:	1861	1902	1951	2005	2086	2167	2246	2327	2406
Zone 2:	1904	1945	1994	2048	2129	2210	2289	2370	2449
Zone 3:	1948	1989	2038	2092	2173	2254	2333	2414	2493
Zone 4:	1991	2032	2081	2135	2216	2297	2376	2457	2536

Urethane arm caps are available in black, khaki or espresso.

General Information:

COM: 2.25 yd. ♦
WOOD SPECS: Oak, Maple
MOIS. BARR: included
CA TB133: +\$90



53471UB30 PATIENT CHAIR, 30" SEAT, WOOD ARM, URETHANE CAP

W: 35" D: 30.5" H: 41" SW: 30" SD: 20" SH: 18" AH: 25" WT: 59 lb.

	B/COM	C	D	E	F	G	H	I	J
Zone 1:	2428	2487	2558	2636	2753	2870	2984	3101	3215
Zone 2:	2485	2544	2615	2693	2810	2927	3041	3158	3272
Zone 3:	2541	2600	2671	2749	2866	2983	3097	3214	3328
Zone 4:	2599	2658	2729	2807	2924	3041	3155	3272	3386

Urethane arm caps are available in black, khaki or espresso.

General Information:

COM: 3.25 yd. ♦
WOOD SPECS: Oak, Maple
MOIS. BARR: included
CA TB133: +\$130

Accessories

Boots +\$53 per pair. Specify black, sand or espresso.

- When ordering specify:
- Product number
 - Fabric vendor, pattern and color
 - Oak or maple wood
 - Finish
 - Urethane cap color



53411B22-M 1 SEAT, 22" SEAT, MODULAR

W: -	D: 27.5"	H: 32.5"	SW: 22"	SD: 20"	SH: 18"	AH: -	WT: 29 lb.		
	B/COM	C	D	E	F	G	H	I	J
Zone 1:	801	837	881	929	1001	1073	1143	1215	1285
Zone 2:	819	855	899	947	1019	1091	1161	1233	1303
Zone 3:	836	872	916	964	1036	1108	1178	1250	1320
Zone 4:	856	892	936	984	1056	1128	1198	1270	1340

Shaded portion of the illustration indicates the product being described. Modular seating orders must include a layout to ensure proper configuration. **Arms MUST be ordered separately from seat and back cushions** - please note the product descriptions on this page.

General Information:

COM: 2 yd. ♦
 WOOD SPECS: n/a
 MOIS. BARR: included
 CA TB133: +\$80

53411B30-M 1 SEAT, 30" SEAT, MODULAR

W: -	D: 27.5"	H: 32.5"	SW: 30"	SD: 20"	SH: 18"	AH: -	WT: 42 lb.		
	B/COM	C	D	E	F	G	H	I	J
Zone 1:	1380	1430	1490	1556	1655	1754	1850	1949	2046
Zone 2:	1413	1463	1523	1589	1688	1787	1883	1982	2079
Zone 3:	1443	1493	1553	1619	1718	1817	1913	2012	2109
Zone 4:	1476	1526	1586	1652	1751	1850	1946	2045	2142

Shaded portion of the illustration indicates the product being described. Modular seating orders must include a layout to ensure proper configuration. **Arms MUST be ordered separately from seat and back cushions** - please note the product descriptions on this page.

General Information:

COM: 2.75 yd. ♦
 WOOD SPECS: n/a
 MOIS. BARR: included
 CA TB133: +\$110

53411B40-M 1 LOVESEAT, 40" SEAT, MODULAR

W: -	D: 27.5"	H: 32.5"	SW: 40"	SD: 29"	SH: 18"	AH: -	WT: 52 lb		
	B/COM	C	D	E	F	G	H	I	J
Zone 1:	1711	1761	1821	1887	1986	2085	2181	2280	2377
Zone 2:	1751	1801	1861	1927	2026	2125	2221	2320	2417
Zone 3:	1790	1840	1900	1966	2065	2164	2260	2359	2456
Zone 4:	1829	1879	1939	2005	2104	2203	2299	2398	2495

Shaded portion of the illustration indicates the product being described. Modular seating orders must include a layout to ensure proper configuration. **Arms MUST be ordered separately from seat and back cushions** - please note the product descriptions on this page.

General Information:

COM: 2.75 yd. ♦
 WOOD SPECS: n/a
 MOIS. BARR: included
 CA TB133: +\$110

- When ordering specify:
- Product number
 - Fabric vendor, pattern and color
 - Room layout
 - Urethane cap color

Cove modular arms



53410WB-LA LEFT ARM, WOOD, WOOD CAP, MODULAR

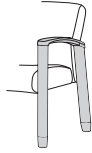
W: 2.75" D: 25.75" H: 25" AH: 25" WT: 6 lb.

Price by Shipping Zone				
Zone	1	2	3	4
	493	505	518	529

Shaded portion of the illustration indicates the product being described. Modular seating orders must include a layout to ensure proper configuration. **Seat and back cushions MUST be ordered separately from arms** - please note the product descriptions on this page.

General Information:

COM: n/a ♦
WOOD SPECS: Oak, Maple
MOIS. BARR: n/a
CA TB133: n/a



53410WB-RA RIGHT ARM, WOOD, WOOD CAP, MODULAR

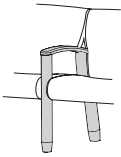
W: 2.75" D: 25.75" H: 25" AH: 25" WT: 6 lb.

Price by Shipping Zone				
Zone	1	2	3	4
	493	505	518	529

Shaded portion of the illustration indicates the product being described. Modular seating orders must include a layout to ensure proper configuration. **Seat and back cushions MUST be ordered separately from arms** - please note the product descriptions on this page.

General Information:

COM: n/a ♦
WOOD SPECS: Oak, Maple
MOIS. BARR: n/a
CA TB133: n/a



53410WB-CA CENTER ARM, WOOD, WOOD CAP, MODULAR

W: 2.75" D: 25.75" H: 25" AH: 25" WT: 6 lb.

Price by Shipping Zone				
Zone	1	2	3	4
	493	505	518	529

Shaded portion of the illustration indicates the product being described. Modular seating orders must include a layout to ensure proper configuration. **Seat and back cushions MUST be ordered separately from arms** - please note the product descriptions on this page.

General Information:

COM: n/a ♦
WOOD SPECS: Oak, Maple
MOIS. BARR: n/a
CA TB133: n/a



53410UB-LA LEFT ARM, WOOD, URETHANE CAP, MODULAR

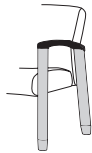
W: 2.75" D: 25.75" H: 25" AH: 25" WT: 7.5

Price by Shipping Zone				
Zone	1	2	3	4
	493	505	518	529

Shaded portion of the illustration indicates the product being described. Modular seating orders must include a layout to ensure proper configuration. **Seat and back cushions MUST be ordered separately from arms** - please note the product descriptions on this page. Urethane arm caps are available in black, khaki or espresso.

General Information:

COM: n/a ♦
WOOD SPECS: Oak, Maple
MOIS. BARR: n/a
CA TB133: n/a



53410UB-RA RIGHT ARM, WOOD, URETHANE CAP, MODULAR

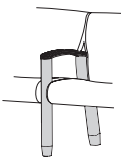
W: 2.75" D: 25.75" H: 25" AH: 25" WT: 7.5

Price by Shipping Zone				
Zone	1	2	3	4
	493	505	518	529

Shaded portion of the illustration indicates the product being described. Modular seating orders must include a layout to ensure proper configuration. **Seat and back cushions MUST be ordered separately from arms** - please note the product descriptions on this page. Urethane arm caps are available in black, khaki or espresso.

General Information:

COM: n/a ♦
WOOD SPECS: Oak, Maple
MOIS. BARR: n/a
CA TB133: n/a



53410UB-CA CENTER ARM, WOOD, URETHANE CAP, MODULAR

W: 2.75" D: 25.75" H: 25" AH: 25" WT: 7.5

Price by Shipping Zone				
Zone	1	2	3	4
	493	505	518	529

Shaded portion of the illustration indicates the product being described. Modular seating orders must include a layout to ensure proper configuration. **Seat and back cushions MUST be ordered separately from arms** - please note the product descriptions on this page. Urethane arm caps are available in black, khaki or espresso.

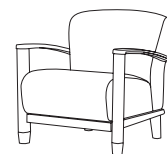
General Information:

COM: n/a ♦
WOOD SPECS: Oak, Maple
MOIS. BARR: n/a
CA TB133: n/a

- When ordering specify:
- Product number
 - Oak or maple wood
 - Finish
 - Room layout
 - Urethane cap color

Accessories

Boots +\$53 per pair. Specify black, sand or espresso.



53L411W CHAIR, WOOD ARM, WOOD CAP

W: 30"	D: 32.5"	H: 32.5"	SW: 24"	SD: 21"	SH: 18.5"	AH: 24"	WT: 62 lb.		
	B/COM	C	D	E	F	G	H	I	J
Zone 1:	2197	2242	2297	2357	2447	2537	2625	2715	2802
Zone 2:	2250	2295	2350	2410	2500	2590	2678	2768	2855
Zone 3:	2299	2344	2399	2459	2549	2639	2727	2817	2904
Zone 4:	2351	2396	2451	2511	2601	2691	2779	2869	2956

General Information:

COM: 2.5 yd. ♦
 WOOD SPECS: Oak, Maple
 MOIS. BARR: included
 CA TB133: +\$100

53L412W LOVESEAT, WOOD ARM, WOOD CAP

W: 54"	D: 32.5"	H: 32.5"	SW: 48"	SD: 21"	SH: 18.5"	AH: 24"	WT: 95 lb.		
	B/COM	C	D	E	F	G	H	I	J
Zone 1:	3227	3308	3407	3515	3677	3839	3997	4159	4316
Zone 2:	3302	3383	3482	3590	3752	3914	4072	4234	4391
Zone 3:	3376	3457	3556	3664	3826	3988	4146	4308	4465
Zone 4:	3452	3533	3632	3740	3902	4064	4222	4384	4541

General Information:

COM: 4.5 yd. ♦
 WOOD SPECS: Oak, Maple
 MOIS. BARR: included
 CA TB133: +\$180

53L413W SOFA, WOOD ARM, WOOD CAP

W: 76"	D: 32.5"	H: 32.5"	SW: 72"	SD: 21"	SH: 18.5"	AH: 24"	WT: 128 lb.		
	B/COM	C	D	E	F	G	H	I	J
Zone 1:	3985	4098	4235	4385	4610	4835	5054	5279	5498
Zone 2:	4077	4190	4327	4477	4702	4927	5146	5371	5590
Zone 3:	4167	4280	4417	4567	4792	5017	5236	5461	5680
Zone 4:	4261	4374	4511	4661	4886	5111	5330	5555	5774

General Information:

COM: 6.25 yd. ♦
 WOOD SPECS: Oak, Maple
 MOIS. BARR: included
 CA TB133: +\$250

53L411U CHAIR, WOOD ARM, URETHANE CAP

W: 30"	D: 32.5"	H: 32.5"	SW: 24"	SD: 21"	SH: 18.5"	AH: 24"	WT: 62 lb.		
	B/COM	C	D	E	F	G	H	I	J
Zone 1:	2197	2242	2297	2357	2447	2537	2625	2715	2802
Zone 2:	2250	2295	2350	2410	2500	2590	2678	2768	2855
Zone 3:	2299	2344	2399	2459	2549	2639	2727	2817	2904
Zone 4:	2351	2396	2451	2511	2601	2691	2779	2869	2956

General Information:

COM: 2.5 yd. ♦
 WOOD SPECS: Oak, Maple
 MOIS. BARR: included
 CA TB133: +\$100

Urethane arm caps are available in black, khaki or espresso.

53L412U LOVESEAT, WOOD ARM, URETHANE CAP

W: 54"	D: 32.5"	H: 32.5"	SW: 48"	SD: 21"	SH: 18.5"	AH: 24"	WT: 95 lb.		
	B/COM	C	D	E	F	G	H	I	J
Zone 1:	3227	3308	3407	3515	3677	3839	3997	4159	4316
Zone 2:	3302	3383	3482	3590	3752	3914	4072	4234	4391
Zone 3:	3376	3457	3556	3664	3826	3988	4146	4308	4465
Zone 4:	3452	3533	3632	3740	3902	4064	4222	4384	4541

General Information:

COM: 4.5 yd. ♦
 WOOD SPECS: Oak, Maple
 MOIS. BARR: included
 CA TB133: +\$180

Urethane arm caps are available in black, khaki or espresso.

53L413U SOFA, WOOD ARM, URETHANE CAP

W: 76"	D: 32.5"	H: 32.5"	SW: 72"	SD: 21"	SH: 18.5"	AH: 24"	WT: 128 lb.		
	B/COM	C	D	E	F	G	H	I	J
Zone 1:	3985	4098	4235	4385	4610	4835	5054	5279	5498
Zone 2:	4077	4190	4327	4477	4702	4927	5146	5371	5590
Zone 3:	4167	4280	4417	4567	4792	5017	5236	5461	5680
Zone 4:	4261	4374	4511	4661	4886	5111	5330	5555	5774

General Information:

COM: 6.25 yd. ♦
 WOOD SPECS: Oak, Maple
 MOIS. BARR: included
 CA TB133: +\$250

Urethane arm caps are available in black, khaki or espresso.

- When ordering specify:
- Product number
 - Fabric vendor, pattern and color
 - Oak or maple wood
 - Finish
 - Laminate

Cove freestanding tables



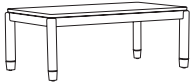
53-222424 END TABLE, 22H, 24W, 24D

W: 24" D: 24" H: 22" WT: 24 lb.

Price by Shipping Zone				
Zone	1	2	3	4
	1181	1207	1237	1265

General Information:

COM: n/a ♦
 WOOD SPECS: Oak, Maple
 MOIS. BARR: n/a
 CA TB133: n/a



53-162442 COFFEE TABLE, 16H, 42W, 24D


W: 42" D: 24" H: 16" WT: 41 lb.

Price by Shipping Zone				
Zone	1	2	3	4
	1247	1277	1307	1337

General Information:

COM: n/a ♦
 WOOD SPECS: Oak, Maple
 MOIS. BARR: n/a
 CA TB133: n/a

- When ordering specify:
- Product number
 - Fabric vendor, pattern and color
 - Oak or maple wood
 - Finish
 - Laminate



Arm Cap Models



Specify black, khaki or espresso.

Arm Options



Transfer Arm (53900-TA)
+\$525

Specify right or left or both (facing front). Specify wood finish.



Transfer arm is only available with the straight back option.

Back Options



Standard Back



Straight Back



Pushbar (53900-PB)
+\$220

Specify standard or wide



Pushbar Cover (53900-PBC)
+\$113

Tables



Full-flip Table (53900-FT)
+\$320

Available right side only (facing front). 3 mm vinyl or self-edge standard. Full-flip tables cannot be used with a foley-bag hook. Full-flip table is 13.5"D x 20"W.



Half-flip Table (53900-FTP)
+\$320

Available right side only (facing front). 3 mm vinyl or self-edge is standard. Half-flip table is 13.5"D x 13.25"W.



Fold-down Tablet (53900-FDT)
+\$693

Specify right or left (as facing). Fold-down tablet is 12 5/8"D x 19 1/8"W.



Accessories



Footrest (53900-FR)
+\$220



Standard IV-pole (53900-V1)
+\$231

Specify right or left (facing front). Not available on transfer arm side when specified.



Trigger IV-pole (53900-V2)
+\$420

Specify right or left (facing front). Not available on transfer arm side when specified.




Stainless IV-pole (53900-V3)
+\$497

Specify right or left (facing front). Not available on transfer arm side when specified.



Arm Restraint Cap
+\$26

Not available when ordering urethane arm cap models or transfer arm option.



Foley Bag Hook (53900-BH)
+\$38

Available right side only (facing front).

Cove patient recliners



53981W PATIENT RECLINER, WOOD CAP

W: 29.25" D: 34.75" H: 43" SW: 21.5" SD: 20.5" SH: 19" AH: 24.75" WT: 137 lb.

	B/COM	C	D	E	F	G	H	I	J
Zone 1:	3632	3722	3832	3952	4132	4312	4487	4667	4842
Zone 2:	3716	3806	3916	4036	4216	4396	4571	4751	4926
Zone 3:	3801	3891	4001	4121	4301	4481	4656	4836	5011
Zone 4:	3885	3975	4085	4205	4385	4565	4740	4920	5095

General Information:

COM: 5 yd ♦
 WOOD SPECS: Oak, Maple
 MOIS. BARR: included
 CA TB133: +\$200



53W981W PATIENT RECLINER, WIDE, WOOD CAP

W: 31.25" D: 34.75" H: 43" SW: 23.5" SD: 20.5" SH: 19" AH: 24.75" WT: 145 lb.

	B/COM	C	D	E	F	G	H	I	J
Zone 1:	3944	4034	4144	4264	4444	4624	4799	4979	5154
Zone 2:	4033	4123	4233	4353	4533	4713	4888	5068	5243
Zone 3:	4126	4216	4326	4446	4626	4806	4981	5161	5336
Zone 4:	4217	4307	4417	4537	4717	4897	5072	5252	5427

General Information:

COM: 5 yd ♦
 WOOD SPECS: Oak, Maple
 MOIS. BARR: included
 CA TB133: +\$200



53981U PATIENT RECLINER, URETHANE CAP

W: 29.25" D: 34.75" H: 43" SW: 21.5" SD: 20.5" SH: 19" AH: 24.75" WT: 137 lb.

	B/COM	C	D	E	F	G	H	I	J
Zone 1:	3632	3722	3832	3952	4132	4312	4487	4667	4842
Zone 2:	3716	3806	3916	4036	4216	4396	4571	4751	4926
Zone 3:	3801	3891	4001	4121	4301	4481	4656	4836	5011
Zone 4:	3885	3975	4085	4205	4385	4565	4740	4920	5095

General Information:

COM: 5 yd ♦
 WOOD SPECS: Oak, Maple
 MOIS. BARR: included
 CA TB133: +\$200

Urethane arm caps are available in black, khaki or espresso.



53W981U PATIENT RECLINER, WIDE, URETHANE CAP

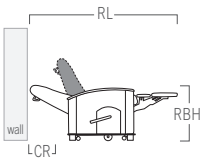
W: 31.25" D: 34.75" H: 43" SW: 23.5" SD: 20.5" SH: 19" AH: 24.75" WT: 145 lb.

	B/COM	C	D	E	F	G	H	I	J
Zone 1:	3944	4034	4144	4264	4444	4624	4799	4979	5154
Zone 2:	4033	4123	4233	4353	4533	4713	4888	5068	5243
Zone 3:	4126	4216	4326	4446	4626	4806	4981	5161	5336
Zone 4:	4217	4307	4417	4537	4717	4897	5072	5252	5427

General Information:

COM: 5 yd ♦
 WOOD SPECS: Oak, Maple
 MOIS. BARR: included
 CA TB133: +\$200

Urethane arm caps are available in black, khaki or espresso.



RL- Reclined length 68"
 RBH- Reclined back height 31"
 CR- Clearance required when placed against a wall is 24"
 A 12" clearance is required from edge of chair when optional table is extended.

- When ordering specify:
- Product number
 - Fabric vendor, pattern and color
 - Oak or maple wood
 - Finish
 - Recliner options
 - Urethane cap color

53H981W ORTHOPEDIC RECLINER, WOOD CAP

W: 29.25" D: 34.75" H: 45" SW: 21.5" SD: 20.5" SH: 21" AH: 26.75" WT: 143 lb.

	B/COM	C	D	E	F	G	H	I	J
Zone 1:	3889	3984	4099	4225	4414	4603	4787	4976	5160
Zone 2:	3978	4073	4188	4314	4503	4692	4876	5065	5249
Zone 3:	4069	4164	4279	4405	4594	4783	4967	5156	5340
Zone 4:	4159	4254	4369	4495	4684	4873	5057	5246	5430

General Information:

COM: 5.25 yd. ♦
 WOOD SPECS: Oak, Maple
 MOIS. BARR: included
 CA TB133: +\$210



53WH981W ORTHOPEDIC RECLINER, WIDE, WOOD CAP

W: 31.25" D: 34.75" H: 45" SW: 23.5" SD: 20.5" SH: 21" AH: 26.75" WT: 151 lb.

	B/COM	C	D	E	F	G	H	I	J
Zone 1:	4200	4295	4410	4536	4725	4914	5098	5287	5471
Zone 2:	4296	4391	4506	4632	4821	5010	5194	5383	5567
Zone 3:	4393	4488	4603	4729	4918	5107	5291	5480	5664
Zone 4:	4491	4586	4701	4827	5016	5205	5389	5578	5762

General Information:

COM: 5.25 yd. ♦
 WOOD SPECS: Oak, Maple
 MOIS. BARR: included
 CA TB133: +\$210



53H981U ORTHOPEDIC RECLINER, URETHANE CAP

W: 29.25" D: 34.75" H: 45" SW: 21.5" SD: 20.5" SH: 21" AH: 26.75" WT: 143 lb.

	B/COM	C	D	E	F	G	H	I	J
Zone 1:	3889	3984	4099	4225	4414	4603	4787	4976	5160
Zone 2:	3978	4073	4188	4314	4503	4692	4876	5065	5249
Zone 3:	4069	4164	4279	4405	4594	4783	4967	5156	5340
Zone 4:	4159	4254	4369	4495	4684	4873	5057	5246	5430

General Information:

COM: 5.25 yd. ♦
 WOOD SPECS: Oak, Maple
 MOIS. BARR: included
 CA TB133: +\$210



Urethane arm caps are available in black, khaki or espresso.

53WH981U ORTHOPEDIC RECLINER, WIDE, URETHANE CAP

W: 31.25" D: 34.75" H: 45" SW: 23.5" SD: 20.5" SH: 21" AH: 26.75" WT: 151 lb.

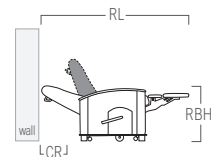
	B/COM	C	D	E	F	G	H	I	J
Zone 1:	4200	4295	4410	4536	4725	4914	5098	5287	5471
Zone 2:	4296	4391	4506	4632	4821	5010	5194	5383	5567
Zone 3:	4393	4488	4603	4729	4918	5107	5291	5480	5664
Zone 4:	4491	4586	4701	4827	5016	5205	5389	5578	5762

General Information:

COM: 5.25 yd. ♦
 WOOD SPECS: Oak, Maple
 MOIS. BARR: included
 CA TB133: +\$210



Urethane arm caps are available in black, khaki or espresso.



RL- Reclined length 73"
 RBH- Reclined back height 32"
 CR- Clearance required when placed against a wall is 24"
 A 12" clearance is required from edge of chair when optional table is extended.

- When ordering specify:
- Product number
 - Fabric vendor, pattern and color
 - Oak or maple wood
 - Finish
 - Recliner options
 - Urethane cap color

Cove sleep recliners



53981WP SLEEP RECLINER, WOOD CAP

W: 29.25" D: 34.75" H: 43" SW: 21.5" SD: 20.5" SH: 19" AH: 24.75" WT: 139 lb.

	B/COM	C	D	E	F	G	H	I	J
Zone 1:	4015	4105	4215	4335	4515	4695	4870	5050	5225
Zone 2:	4110	4200	4310	4430	4610	4790	4965	5145	5320
Zone 3:	4201	4291	4401	4521	4701	4881	5056	5236	5411
Zone 4:	4295	4385	4495	4615	4795	4975	5150	5330	5505

General Information:

COM: 5 yd. ♦
 WOOD SPECS: Oak, Maple
 MOIS. BARR: included
 CA TB133: +\$200



53W981WP SLEEP RECLINER, WIDE, WOOD CAP

W: 31.25" D: 34.75" H: 43" SW: 23.5" SD: 20.5" SH: 19" AH: 24.75" WT: 147 lb.

	B/COM	C	D	E	F	G	H	I	J
Zone 1:	4325	4415	4525	4645	4825	5005	5180	5360	5535
Zone 2:	4425	4515	4625	4745	4925	5105	5280	5460	5635
Zone 3:	4526	4616	4726	4846	5026	5206	5381	5561	5736
Zone 4:	4626	4716	4826	4946	5126	5306	5481	5661	5836

General Information:

COM: 5 yd. ♦
 WOOD SPECS: Oak, Maple
 MOIS. BARR: included
 CA TB133: +\$200



53981UP SLEEP RECLINER, URETHANE CAP

W: 29.25" D: 34.75" H: 43" SW: 21.5" SD: 20.5" SH: 19" AH: 24.75" WT: 139 lb.

	B/COM	C	D	E	F	G	H	I	J
Zone 1:	4015	4105	4215	4335	4515	4695	4870	5050	5225
Zone 2:	4110	4200	4310	4430	4610	4790	4965	5145	5320
Zone 3:	4201	4291	4401	4521	4701	4881	5056	5236	5411
Zone 4:	4295	4385	4495	4615	4795	4975	5150	5330	5505

General Information:

COM: 5 yd. ♦
 WOOD SPECS: Oak, Maple
 MOIS. BARR: included
 CA TB133: +\$200

Urethane arm caps are available in black, khaki or espresso.



53W981UP SLEEP RECLINER, WIDE, URETHANE CAP

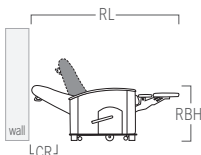
W: 31.25" D: 34.75" H: 43" SW: 23.5" SD: 20.5" SH: 19" AH: 24.75" WT: 147 lb.

	B/COM	C	D	E	F	G	H	I	J
Zone 1:	4325	4415	4525	4645	4825	5005	5180	5360	5535
Zone 2:	4425	4515	4625	4745	4925	5105	5280	5460	5635
Zone 3:	4526	4616	4726	4846	5026	5206	5381	5561	5736
Zone 4:	4626	4716	4826	4946	5126	5306	5481	5661	5836

General Information:

COM: 5 yd. ♦
 WOOD SPECS: Oak, Maple
 MOIS. BARR: included
 CA TB133: +\$200

Urethane arm caps are available in black, khaki or espresso.



RL- Reclined length 73"

RBH- Reclined back height 27"
 The back angle is 168 degrees

CR- Clearance required when placed against a wall is 21"

A 12" clearance is required from edge of chair when optional table is extended.

When ordering specify:

- Product number
- Fabric vendor, pattern and color
- Oak or maple wood
- Finish
- Recliner options
- Urethane cap color

53H981WP ORTHOPEDIC SLEEP RECLINER, WOOD CAP

W: 29.25" D: 34.75" H: 45" SW: 21.5" SD: 20.5" SH: 21" AH: 26.75" WT: 148 lb.

	B/COM	C	D	E	F	G	H	I	J
Zone 1:	4270	4365	4480	4606	4795	4984	5168	5357	5541
Zone 2:	4370	4465	4580	4706	4895	5084	5268	5457	5641
Zone 3:	4469	4564	4679	4805	4994	5183	5367	5556	5740
Zone 4:	4569	4664	4779	4905	5094	5283	5467	5656	5840

General Information:

COM: 5.25 yd. ♦
 WOOD SPECS: Oak, Maple
 MOIS. BARR: included
 CA TB133: +\$210



53WH981WP ORTHOPEDIC SLEEP RECLINER, WIDE, WOOD CAP

W: 31.25" D: 34.75" H: 45" SW: 23.5" SD: 20.5" SH: 21" AH: 26.75" WT: 156 lb.

	B/COM	C	D	E	F	G	H	I	J
Zone 1:	4580	4675	4790	4916	5105	5294	5478	5667	5851
Zone 2:	4687	4782	4897	5023	5212	5401	5585	5774	5958
Zone 3:	4793	4888	5003	5129	5318	5507	5691	5880	6064
Zone 4:	4900	4995	5110	5236	5425	5614	5798	5987	6171

General Information:

COM: 5.25 yd. ♦
 WOOD SPECS: Oak, Maple
 MOIS. BARR: included
 CA TB133: +\$210



53H981UP ORTHOPEDIC SLEEP RECLINER, URETHANE CAP

W: 29.25" D: 34.75" H: 45" SW: 21.5" SD: 20.5" SH: 21" AH: 26.75" WT: 148 lb.

	B/COM	C	D	E	F	G	H	I	J
Zone 1:	4270	4365	4480	4606	4795	4984	5168	5357	5541
Zone 2:	4370	4465	4580	4706	4895	5084	5268	5457	5641
Zone 3:	4469	4564	4679	4805	4994	5183	5367	5556	5740
Zone 4:	4569	4664	4779	4905	5094	5283	5467	5656	5840

Urethane arm caps are available in black, khaki or espresso.

General Information:

COM: 5.25 yd. ♦
 WOOD SPECS: Oak, Maple
 MOIS. BARR: included
 CA TB133: +\$210



53WH981UP ORTHOPEDIC SLEEP RECLINER, WIDE, URETHANE CAP

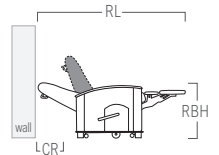
W: 31.25" D: 34.75" H: 45" SW: 23.5" SD: 20.5" SH: 21" AH: 26.75" WT: 156 lb.

	B/COM	C	D	E	F	G	H	I	J
Zone 1:	4580	4675	4790	4916	5105	5294	5478	5667	5851
Zone 2:	4687	4782	4897	5023	5212	5401	5585	5774	5958
Zone 3:	4793	4888	5003	5129	5318	5507	5691	5880	6064
Zone 4:	4900	4995	5110	5236	5425	5614	5798	5987	6171

Urethane arm caps are available in black, khaki or espresso.

General Information:

COM: 5.25 yd. ♦
 WOOD SPECS: Oak, Maple
 MOIS. BARR: included
 CA TB133: +\$210



RL- Reclined length 73"
 RBH- Reclined back height 29"
 The back angle is 168 degrees
 CR- Clearance required when placed against a wall is 21"
 A 12" clearance is required from edge of chair when optional table is extended.

- When ordering specify:
- Product number
 - Fabric vendor, pattern and color
 - Oak or maple wood
 - Finish
 - Recliner options
 - Urethane cap color

Cove trendelenburg recliners



53981WPT TRENDELENBURG RECLINER, WOOD CAP

W: 29.25" D: 34.75" H: 43" SW: 21.5" SD: 20.5" SH: 19" AH: 24.75" WT: 145 lb.

	B/COM	C	D	E	F	G	H	I	J
Zone 1:	4135	4225	4335	4455	4635	4815	4990	5170	5345
Zone 2:	4232	4322	4432	4552	4732	4912	5087	5267	5442
Zone 3:	4327	4417	4527	4647	4827	5007	5182	5362	5537
Zone 4:	4423	4513	4623	4743	4923	5103	5278	5458	5633

General Information:

COM: 5 yd. ♦

WOOD SPECS: Oak, Maple

MOIS. BARR: included

CA TB133: +\$200



53W981WPT TRENDELENBURG RECLINER, WIDE, WOOD CAP

W: 31.25" D: 34.75" H: 43" SW: 23.5" SD: 20.5" SH: 19" AH: 24.75" WT: 153 lb.

	B/COM	C	D	E	F	G	H	I	J
Zone 1:	4447	4537	4647	4767	4947	5127	5302	5482	5657
Zone 2:	4550	4640	4750	4870	5050	5230	5405	5585	5760
Zone 3:	4653	4743	4853	4973	5153	5333	5508	5688	5863
Zone 4:	4756	4846	4956	5076	5256	5436	5611	5791	5966

General Information:

COM: 5 yd. ♦

WOOD SPECS: Oak, Maple

MOIS. BARR: included

CA TB133: +\$200



53981UPT TRENDELENBURG RECLINER, URETHANE CAP

W: 29.25" D: 34.75" H: 43" SW: 21.5" SD: 20.5" SH: 19" AH: 24.75" WT: 145 lb.

	B/COM	C	D	E	F	G	H	I	J
Zone 1:	4135	4225	4335	4455	4635	4815	4990	5170	5345
Zone 2:	4232	4322	4432	4552	4732	4912	5087	5267	5442
Zone 3:	4327	4417	4527	4647	4827	5007	5182	5362	5537
Zone 4:	4423	4513	4623	4743	4923	5103	5278	5458	5633

General Information:

COM: 5 yd. ♦

WOOD SPECS: Oak, Maple

MOIS. BARR: included

CA TB133: +\$200

Urethane arm caps are available in black, khaki or espresso.



53W981UPT TRENDELENBURG RECLINER, WIDE, URETHANE CAP

W: 31.25" D: 34.75" H: 43" SW: 23.5" SD: 20.5" SH: 19" AH: 24.75" WT: 153 lb.

	B/COM	C	D	E	F	G	H	I	J
Zone 1:	4447	4537	4647	4767	4947	5127	5302	5482	5657
Zone 2:	4550	4640	4750	4870	5050	5230	5405	5585	5760
Zone 3:	4653	4743	4853	4973	5153	5333	5508	5688	5863
Zone 4:	4756	4846	4956	5076	5256	5436	5611	5791	5966

General Information:

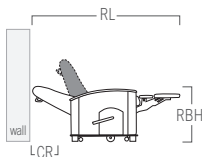
COM: 5 yd. ♦

WOOD SPECS: Oak, Maple

MOIS. BARR: included

CA TB133: +\$200

Urethane arm caps are available in black, khaki or espresso.



RL- Reclined length 73"

RBH- Reclined back height 23.5"
The back angle is 172 degrees

CR- Clearance required when placed against a wall is 22"

A 12" clearance is required from edge of chair when optional table is extended.

When ordering specify:

- Product number
- Fabric vendor, pattern and color
- Oak or maple wood
- Finish
- Recliner options
- Urethane cap color



42141 CHAIR OPEN ARM

W: 23.5" D: 24.5" H: 31.75" SW: 20.5" SD: 18.5" SH: 18" AH: 25.5" WT: 35 lb.

	B/COM	C	D	E	F	G	H	I	J
Zone 1:	1071	1103	1141	1183	1246	1309	1370	1433	1495
Zone 2:	1096	1128	1166	1208	1271	1334	1395	1458	1520
Zone 3:	1122	1154	1192	1234	1297	1360	1421	1484	1546
Zone 4:	1147	1179	1217	1259	1322	1385	1446	1509	1571

Glides available in black only.

General Information:

COM: 1.75 yd. ♦
WOOD SPECS: MDF
MOIS. BARR: included
CA TB133: +\$70

42142 LOVESEAT OPEN ARM

W: 44" D: 24.5" H: 31.75" SW: 41" SD: 18.5" SH: 18" AH: 25.5" WT: 54 lb.

	B/COM	C	D	E	F	G	H	I	J
Zone 1:	1725	1779	1845	1917	2025	2133	2238	2346	2451
Zone 2:	1764	1818	1884	1956	2064	2172	2277	2385	2490
Zone 3:	1804	1858	1924	1996	2104	2212	2317	2425	2530
Zone 4:	1844	1898	1964	2036	2144	2252	2357	2465	2570

Glides available in black only.

General Information:

COM: 3 yd. ♦
WOOD SPECS: MDF
MOIS. BARR: included
CA TB133: +\$120

42143 SOFA OPEN ARM

W: 64.5" D: 24.5" H: 31.75" SW: 61.5" SD: 18.5" SH: 18" AH: 25.5" WT: 77 lb.

	B/COM	C	D	E	F	G	H	I	J
Zone 1:	2381	2458	2551	2653	2806	2959	3108	3261	3410
Zone 2:	2436	2513	2606	2708	2861	3014	3163	3316	3465
Zone 3:	2490	2567	2660	2762	2915	3068	3217	3370	3519
Zone 4:	2545	2622	2715	2817	2970	3123	3272	3425	3574

Glides available in black only.

General Information:

COM: 4.25 yd. ♦
WOOD SPECS: MDF
MOIS. BARR: included
CA TB133: +\$170

42140-2T 2 SEAT TANDEM OPEN ARM

W: 45.5" D: 24.5" H: 31.75" SW: 20.5" SD: 18.5" SH: 18" AH: 25.5" WT: 61 lb.

	B/COM	C	D	E	F	G	H	I	J
Zone 1:	2023	2077	2143	2215	2323	2431	2536	2644	2749
Zone 2:	2070	2124	2190	2262	2370	2478	2583	2691	2796
Zone 3:	2116	2170	2236	2308	2416	2524	2629	2737	2842
Zone 4:	2164	2218	2284	2356	2464	2572	2677	2785	2890

Glides available in black only.

General Information:

COM: 3 yd. ♦
WOOD SPECS: MDF
MOIS. BARR: included
CA TB133: +\$120

42140-3T 3 SEAT TANDEM OPEN ARM

W: 67.5" D: 24.5" H: 31.75" SW: 20.5" SD: 18.5" SH: 18" AH: 25.5" WT: 91 lb.

	B/COM	C	D	E	F	G	H	I	J
Zone 1:	2929	3006	3099	3201	3354	3507	3656	3809	3958
Zone 2:	2995	3072	3165	3267	3420	3573	3722	3875	4024
Zone 3:	3064	3141	3234	3336	3489	3642	3791	3944	4093
Zone 4:	3131	3208	3301	3403	3556	3709	3858	4011	4160

Glides available in black only.

General Information:

COM: 4.25 yd. ♦
WOOD SPECS: MDF
MOIS. BARR: included
CA TB133: +\$170

42181 PATIENT CHAIR OPEN ARM, MID BACK

W: 23.5" D: 24.5" H: 37" SW: 20.5" SD: 18.5" SH: 18" AH: 25.5" WT: 36.5 lb.

	B/COM	C	D	E	F	G	H	I	J
Zone 1:	1162	1198	1242	1290	1362	1434	1504	1576	1646
Zone 2:	1190	1226	1270	1318	1390	1462	1532	1604	1674
Zone 3:	1216	1252	1296	1344	1416	1488	1558	1630	1700
Zone 4:	1243	1279	1323	1371	1443	1515	1585	1657	1727

Glides available in black only.

General Information:

COM: 2 yd. ♦
WOOD SPECS: MDF
MOIS. BARR: included
CA TB133: +\$80



When ordering specify:
 Product number
 Fabric vendor, pattern and color
 Finish

Curie modular seats and tables



42041-M 1 SEAT MODULAR

W: 20.5" D: 24.25" H: 31.75" SW: 20.5" SD: 18.5" SH: 18" AH: – WT: 21 lb.

	B/COM	C	D	E	F	G	H	I	J
Zone 1:	695	727	765	807	870	933	994	1057	1119
Zone 2:	710	742	780	822	885	948	1009	1072	1134
Zone 3:	727	759	797	839	902	965	1026	1089	1151
Zone 4:	742	774	812	854	917	980	1041	1104	1166

Shaded portion of the illustration indicates the product being described. Modular seating orders must include a layout to ensure proper configuration. **Arms MUST be ordered separately from seat and back cushions** - please note the product descriptions on this page.

General Information:

COM: 1.75 yd. ♦
WOOD SPECS: n/a
MOIS. BARR: MDF
CA TB133: +\$70

42042-M 2 SEAT MODULAR

W: 41" D: 24.25" H: 31.75" SW: 41" SD: 18.5" SH: 18" AH: – WT: 40 lb.

	B/COM	C	D	E	F	G	H	I	J
Zone 1:	1379	1433	1499	1571	1679	1787	1892	2000	2105
Zone 2:	1411	1465	1531	1603	1711	1819	1924	2032	2137
Zone 3:	1442	1496	1562	1634	1742	1850	1955	2063	2168
Zone 4:	1473	1527	1593	1665	1773	1881	1986	2094	2199

Shaded portion of the illustration indicates the product being described. Modular seating orders must include a layout to ensure proper configuration. **Arms MUST be ordered separately from seat and back cushions** - please note the product descriptions on this page.

General Information:

COM: 3 yd. ♦
WOOD SPECS: n/a
MOIS. BARR: included
CA TB133: +\$120

42043-M 3 SEAT MODULAR

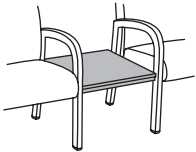
W: 61.5" D: 24.25" H: 31.75" SW: 61.5" SD: 18.5" SH: 18" AH: – WT: 63 lb.

	B/COM	C	D	E	F	G	H	I	J
Zone 1:	2072	2149	2242	2344	2497	2650	2799	2952	3101
Zone 2:	2118	2195	2288	2390	2543	2696	2845	2998	3147
Zone 3:	2165	2242	2335	2437	2590	2743	2892	3045	3194
Zone 4:	2213	2290	2383	2485	2638	2791	2940	3093	3242

Shaded portion of the illustration indicates the product being described. Modular seating orders must include a layout to ensure proper configuration. **Arms MUST be ordered separately from seat and back cushions** - please note the product descriptions on this page.

General Information:

COM: 4.25 yd. ♦
WOOD SPECS: n/a
MOIS. BARR: included
CA TB133: +\$170



42200-ST SPANNER TABLE, MODULAR

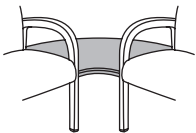
W: 19.25" D: 21" H: 15" WT: 21 lb.

Price by Shipping Zone				
Zone	1	2	3	4
	582	595	610	622

Shaded portion of the illustration indicates the product being described. Modular seating orders must include a layout to ensure proper configuration. Metal table rails available in black only.

General Information:

COM: n/a ♦
WOOD SPECS: MDF
MOIS. BARR: n/a
CA TB133: n/a



42200-CT CORNER TABLE, MODULAR

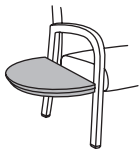
W: 27.5" D: 27.5" H: 15" WT: 30 lb.

Price by Shipping Zone				
Zone	1	2	3	4
	1002	1027	1050	1074

Shaded portion of the illustration indicates the product being described. Modular seating orders must include a layout to ensure proper configuration. Metal table rails available in black only.

General Information:

COM: n/a ♦
WOOD SPECS: MDF
MOIS. BARR: n/a
CA TB133: n/a



42200-ET END TABLE, MODULAR

W: 14.25" D: 21" H: 15" WT: 13 lb.

Price by Shipping Zone				
Zone	1	2	3	4
	1002	1027	1050	1074

Shaded portion of the illustration indicates the product being described. Modular seating orders must include a layout to ensure proper configuration. Metal table rails available in black only.

General Information:

COM: n/a ♦
WOOD SPECS: MDF
MOIS. BARR: n/a
CA TB133: n/a

- When ordering specify:
- Product number
 - Fabric vendor, pattern and color
 - Laminate
 - Room layout

42110-LA LEFT ARM, OPEN ARM, MODULAR

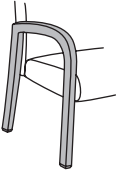
W: 1.5" D: 22.5" H: 31.5" WT: 7 lb.

Price by Shipping Zone				
Zone	1	2	3	4
	215	219	224	230

Shaded portion of the illustration indicates the product being described. Modular seating orders must include a layout to ensure proper configuration. **Seat and back cushions MUST be ordered separately from arms** - please note the product descriptions on this page.

General Information:

COM: n/a ♦
WOOD SPECS: MDF
MOIS. BARR: n/a
CA TB133: n/a



42110-RA RIGHT ARM, OPEN ARM, MODULAR

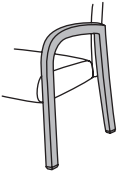
W: 1.5" D: 22.5" H: 31.5" WT: 7 lb.

Price by Shipping Zone				
Zone	1	2	3	4
	215	219	224	230

Shaded portion of the illustration indicates the product being described. Modular seating orders must include a layout to ensure proper configuration. **Seat and back cushions MUST be ordered separately from arms** - please note the product descriptions on this page.

General Information:

COM: n/a ♦
WOOD SPECS: MDF
MOIS. BARR: n/a
CA TB133: n/a



42110-CA CENTER ARM, OPEN ARM, MODULAR

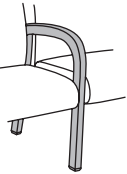
W: 1.5" D: 22.5" H: 31.5" WT: 7 lb.

Price by Shipping Zone				
Zone	1	2	3	4
	215	219	224	230

Shaded portion of the illustration indicates the product being described. Modular seating orders must include a layout to ensure proper configuration. **Seat and back cushions MUST be ordered separately from arms** - please note the product descriptions on this page.

General Information:

COM: n/a ♦
WOOD SPECS: MDF
MOIS. BARR: n/a
CA TB133: n/a



42110-LT LEFT ARM TO TABLE, OPEN ARM, MODULAR

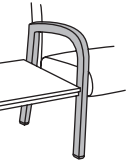
W: 1.5" D: 22.5" H: 31.5" WT: 7 lb.

Price by Shipping Zone				
Zone	1	2	3	4
	215	219	224	230

Shaded portion of the illustration indicates the product being described. Modular seating orders must include a layout to ensure proper configuration. **Seat and back cushions MUST be ordered separately from arms** - please note the product descriptions on this page.

General Information:

COM: n/a ♦
WOOD SPECS: MDF
MOIS. BARR: n/a
CA TB133: n/a



42110-RT RIGHT ARM TO TABLE, OPEN ARM, MODULAR

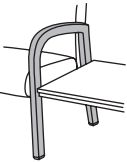
W: 1.5" D: 22.5" H: 31.5" WT: 7 lb.

Price by Shipping Zone				
Zone	1	2	3	4
	215	219	224	230

Shaded portion of the illustration indicates the product being described. Modular seating orders must include a layout to ensure proper configuration. **Seat and back cushions MUST be ordered separately from arms** - please note the product descriptions on this page.

General Information:

COM: n/a ♦
WOOD SPECS: MDF
MOIS. BARR: n/a
CA TB133: n/a



When ordering specify:
 Product number
 Finish
 Room layout

Curie freestanding tables

40A-212020L END TABLE, ARC TOP, LAMINATE

W: 20" D: 20" H: 21" WT: 25 lb

Price by Shipping Zone

Zone	1	2	3	4
	975	1000	1023	1046

Glides available in black only.

General Information:

COM: n/a ♦
WOOD SPECS: MDF
MOIS. BARR: n/a
CA TB133: n/a



40A-161938L COFFEE TABLE, ARC TOP, LAMINATE

W: 38" D: 19" H: 16" WT: 37 lb

Price by Shipping Zone

Zone	1	2	3	4
	1056	1080	1105	1131

Glides available in black only.

General Information:

COM: n/a ♦
WOOD SPECS: MDF
MOIS. BARR: n/a
CA TB133: n/a

40S-212020L END TABLE, SQUARE TOP, LAMINATE

W: 20" D: 20" H: 21" WT: 25 lb.

Price by Shipping Zone

Zone	1	2	3	4
	975	1000	1023	1046

Glides available in black only.

General Information:

COM: n/a ♦
WOOD SPECS: MDF
MOIS. BARR: n/a
CA TB133: n/a



40S-161938L COFFEE TABLE, SQUARE TOP, LAMINATE

W: 38" D: 19" H: 16" WT: 40 lb.

Price by Shipping Zone

Zone	1	2	3	4
	1056	1080	1105	1131

Glides available in black only.

General Information:

COM: n/a ♦
WOOD SPECS: MDF
MOIS. BARR: n/a
CA TB133: n/a

When ordering specify:

- Product number
- Laminate
- Finish

7021430 SIDE CHAIR, UPHOLSTERED SEAT/WOOD BACK

W: 16.5" D: 18.25" H: 32" SW: 16" SD: 15.5" SH: 19.25" AH: - WT: 13 lb.

Price by Fabric Grade and Shipping Zone									
	B/COM	C	D	E	F	G	H	I	J
Zone 1:	303	310	319	328	343	357	371	386	400
Zone 2:	309	316	325	334	349	363	377	392	406
Zone 3:	316	323	332	341	356	370	384	399	413
Zone 4:	323	330	339	348	363	377	391	406	420

Price includes Plastitack glides.

General Information:

COM: 0.4 yd. ♦
 WOOD SPECS: Beech
 MOIS. BARR: +\$6
 CA TB133: +\$16



7021431 SIDE CHAIR, WOOD SEAT/WOOD BACK

W: 16.5" D: 18.25" H: 32" SW: 16" SD: 15.75" SH: 18.25" AH: - WT: 13 lb.

Price by Shipping Zone				
Zone	1	2	3	4
	305	312	319	326

Price includes Plastitack glides.

General Information:

COM: n/a ♦
 WOOD SPECS: Beech
 MOIS. BARR: n/a
 CA TB133: n/a



7121430 BAR STOOL, UPHOLSTERED SEAT/WOOD BACK

W: 16.5" D: 18.25" H: 43.25" SW: 16" SD: 15.5" SH: 30.75" AH: - WT: 18 lb.

Price by Fabric Grade and Shipping Zone									
	B/COM	C	D	E	F	G	H	I	J
Zone 1:	407	414	423	432	447	461	475	490	504
Zone 2:	414	421	430	439	454	468	482	497	511
Zone 3:	423	430	439	448	463	477	491	506	520
Zone 4:	434	441	450	459	474	488	502	517	531

Price includes Plastitack glides.

General Information:

COM: 0.4 yd. ♦
 WOOD SPECS: Beech
 MOIS. BARR: +\$6
 CA TB133: +\$16



7121431 BAR STOOL, WOOD SEAT/WOOD BACK

W: 16.5" D: 18.25" H: 43.25" SW: 16" SD: 15.75" SH: 29.75" AH: - WT: 18 lb.

Price by Shipping Zone				
Zone	1	2	3	4
	411	423	432	441

Price includes Plastitack glides.

General Information:

COM: n/a ♦
 WOOD SPECS: Beech
 MOIS. BARR: n/a
 CA TB133: n/a



Accessories

7100001 LASER CUT



+\$41 list per chair
 +\$176 list set-up charge per design

See Ordering Information for Laser Cut information.

7100002 LASER CUT WITH COLOR FILL



+\$54 list per chair
 +\$176 list set-up charge per design

See Ordering Information for Laser Cut with Color Fill information.

- When ordering specify:
- Product number
 - Fabric vendor, pattern and color
 - Finish
 - Moisture barrier option



7328765 ARM CHAIR, UPH SEAT, UPH BACK WITH WOOD BACKSIDE

W: 21.5"	D: 23"	H: 34"	SW: 19"	SD: 17.5"	SH: 18"	AH: 24.25"	WT: 17 lb.		
	B/COM	C	D	E	F	G	H	I	J
Zone 1:	561	574	589	606	631	657	681	706	731
Zone 2:	574	587	602	619	644	670	694	719	744
Zone 3:	587	600	615	632	657	683	707	732	757
Zone 4:	599	612	627	644	669	695	719	744	769

Price includes Plastitack glides.

General Information:

COM: 0.7 yd. ♦
WOOD SPECS: Beech
MOIS. BARR: +\$6
CA TB133: +\$28



7328775 ARM CHAIR, UPH SEAT, UPH BACK

W: 21.5"	D: 23.25"	H: 34"	SW: 19"	SD: 17.5"	SH: 18"	AH: 24.25"	WT: 18 lb.		
	B/COM	C	D	E	F	G	H	I	J
Zone 1:	567	585	607	631	667	703	738	774	809
Zone 2:	580	598	620	644	680	716	751	787	822
Zone 3:	593	611	633	657	693	729	764	800	835
Zone 4:	605	623	645	669	705	741	776	812	847

Price includes Plastitack glides.

General Information:

COM: 1 yd. ♦
WOOD SPECS: Beech
MOIS. BARR: +\$6
CA TB133: +\$40



7329065 SLEDBASE ARM CHAIR, UPH SEAT, UPH BACK WITH WOOD BACKSIDE

W: 21.5"	D: 23"	H: 33.75"	SW: 19"	SD: 17.5"	SH: 18"	AH: 24"	WT: 19 lb.		
	B/COM	C	D	E	F	G	H	I	J
Zone 1:	640	653	668	685	710	736	760	785	810
Zone 2:	657	670	685	702	727	753	777	802	827
Zone 3:	671	684	699	716	741	767	791	816	841
Zone 4:	687	700	715	732	757	783	807	832	857

General Information:

COM: 0.7 yd. ♦
WOOD SPECS: Beech
MOIS. BARR: +\$6
CA TB133: +\$28

7329075 SLEDBASE ARM CHAIR, UPH SEAT, UPH BACK

W: 21.5"	D: 23.25"	H: 33.75"	SW: 19"	SD: 17.5"	SH: 18"	AH: 24"	WT: 20 lb.		
	B/COM	C	D	E	F	G	H	I	J
Zone 1:	646	664	686	710	746	782	817	853	888
Zone 2:	663	681	703	727	763	799	834	870	905
Zone 3:	678	696	718	742	778	814	849	885	920
Zone 4:	693	711	733	757	793	829	864	900	935

General Information:

COM: 1 yd. ♦
WOOD SPECS: Beech
MOIS. BARR: +\$6
CA TB133: +\$40

Accessories

For additional accessories see Chapel section.

7100001 LASER CUT



+\$41 list per chair
+\$176 list set-up charge per design

See Ordering Information for Laser Cut information.

7100002 LASER CUT WITH COLOR FILL



+\$54 list per chair
+\$176 list set-up charge per design

See Ordering Information for Laser Cut with Color Fill information.

CUSTOM CNC BACK ROUT

+\$36 list per chair
+\$481 list set-up charge per design

Call Customer Care for information.

7144002 CASTERS, SET OF TWO, CARPET SURFACE



Stem Size: 50 mm
WT: 0.5 lb.
Caster Size: 2"
Load Cap: 110 lb. per caster

\$65

Specify locking or non-locking for front or rear legs when ordering.

7144001 REAR LOCKING CASTERS, FRONT NON LOCK SET OF FOUR, CARPET SURFACE



Stem Size: 50 mm
WT: 1 lb.
Caster Size: 2"
Load Cap: 110 lb. per caster

\$79

Includes two front non-locking casters and two rear locking casters.

7144004 CASTERS, SET OF TWO, HARD SURFACE



Stem Size: 50 mm
WT: 0.5 lb.
Caster Size: 2"
Load Cap: 110 lb. per caster

\$65

Specify locking or non-locking for front or rear legs when ordering.

7144003 REAR LOCKING CASTERS, FRONT NON LOCK SET OF FOUR, HARD SURFACE



Stem Size: 50 mm
WT: 1 lb.
Caster Size: 2"
Load Cap: 110 lb. per caster

\$79

Includes two front non-locking casters and two rear locking casters.

When ordering specify:

- Product number
- Fabric vendor, pattern and color
- Finish
- Moisture barrier option



27111 CHAIR, SQUARE ARM, HORIZONTAL CLEANOUT

W: 22.75" D: 24" H: 32" SW: 20" SD: 19" SH: 19" AH: 25.5" WT: 42 lb.

	B/COM	C	D	E	F	G	H	I	J
Zone 1:	1322	1354	1392	1434	1497	1560	1621	1684	1746
Zone 2:	1353	1385	1423	1465	1528	1591	1652	1715	1777
Zone 3:	1384	1416	1454	1496	1559	1622	1683	1746	1808
Zone 4:	1415	1447	1485	1527	1590	1653	1714	1777	1839

Black frame is standard.

General Information:

COM: 1.75 yd. ♦
 WOOD SPECS: Maple
 MOIS. BARR: included
 CA TB133: +\$70

27110-2 2 SEAT TANDEM, SQUARE ARM, HORIZONTAL CLEANOUT

W: 43.75" D: 24" H: 32" SW: 20" SD: 19" SH: 19" AH: 25.5" WT: 75 lb.

	B/COM	C	D	E	F	G	H	I	J
Zone 1:	2454	2504	2564	2630	2729	2828	2924	3023	3120
Zone 2:	2512	2562	2622	2688	2787	2886	2982	3081	3178
Zone 3:	2569	2619	2679	2745	2844	2943	3039	3138	3235
Zone 4:	2626	2676	2736	2802	2901	3000	3096	3195	3292

Black frame is standard.

General Information:

COM: 2.75 yd. ♦
 WOOD SPECS: Maple
 MOIS. BARR: included
 CA TB133: +\$110

27110-3 3 SEAT TANDEM, SQUARE ARM, HORIZONTAL CLEANOUT

W: 64.75" D: 24" H: 32" SW: 20" SD: 19" SH: 19" AH: 25.5" WT: 108 lb.

	B/COM	C	D	E	F	G	H	I	J
Zone 1:	3555	3627	3715	3811	3955	4099	4239	4383	4523
Zone 2:	3637	3709	3797	3893	4037	4181	4321	4465	4605
Zone 3:	3719	3791	3879	3975	4119	4263	4403	4547	4687
Zone 4:	3802	3874	3962	4058	4202	4346	4486	4630	4770

Black frame is standard.

General Information:

COM: 4 yd. ♦
 WOOD SPECS: Maple
 MOIS. BARR: included
 CA TB133: +\$160

27121 CHAIR, SQUARE ARM, SHORT SEAT, VERTICAL CLEANOUT

W: 22.75" D: 24" H: 32" SW: 20" SD: 19" SH: 19" AH: 25.5" WT: 42 lb.

	B/COM	C	D	E	F	G	H	I	J
Zone 1:	1322	1354	1392	1434	1497	1560	1621	1684	1746
Zone 2:	1353	1385	1423	1465	1528	1591	1652	1715	1777
Zone 3:	1384	1416	1454	1496	1559	1622	1683	1746	1808
Zone 4:	1415	1447	1485	1527	1590	1653	1714	1777	1839

Black frame is standard.

General Information:

COM: 1.75 yd. ♦
 WOOD SPECS: Maple
 MOIS. BARR: included
 CA TB133: +\$70



27120-2 2 SEAT TANDEM, SQUARE ARM, SHORT SEAT, VERTICAL CLEANOUT

W: 43.75" D: 24" H: 32" SW: 20" SD: 19" SH: 19" AH: 25.5" WT: 75 lb.

	B/COM	C	D	E	F	G	H	I	J
Zone 1:	2457	2511	2577	2649	2757	2865	2970	3078	3183
Zone 2:	2515	2569	2635	2707	2815	2923	3028	3136	3241
Zone 3:	2572	2626	2692	2764	2872	2980	3085	3193	3298
Zone 4:	2629	2683	2749	2821	2929	3037	3142	3250	3355

Black frame is standard.

General Information:

COM: 3 yd. ♦
 WOOD SPECS: Maple
 MOIS. BARR: included
 CA TB133: +\$120

27120-3 3 SEAT TANDEM, SQUARE ARM, SHORT SEAT, VERTICAL CLEANOUT

W: 64.75" D: 24" H: 32" SW: 20" SD: 19" SH: 19" AH: 25.5" WT: 108 lb.

	B/COM	C	D	E	F	G	H	I	J
Zone 1:	3561	3642	3741	3849	4011	4173	4331	4493	4650
Zone 2:	3643	3724	3823	3931	4093	4255	4413	4575	4732
Zone 3:	3725	3806	3905	4013	4175	4337	4495	4657	4814
Zone 4:	3807	3888	3987	4095	4257	4419	4577	4739	4896

Black frame is standard.

General Information:

COM: 4.5 yd. ♦
 WOOD SPECS: Maple
 MOIS. BARR: included
 CA TB133: +\$180

- When ordering specify:
- Product number
 - Fabric vendor, pattern and color
 - Wood finish
 - Metal finish

Flow



27211 CHAIR, ROUND ARM, HORIZONTAL CLEANOUT

W: 22.75" D: 24" H: 32" SW: 20" SD: 19" SH: 19" AH: 25.5" WT: 42 lb.

	B/COM	C	D	E	F	G	H	I	J
Zone 1:	1322	1354	1392	1434	1497	1560	1621	1684	1746
Zone 2:	1353	1385	1423	1465	1528	1591	1652	1715	1777
Zone 3:	1384	1416	1454	1496	1559	1622	1683	1746	1808
Zone 4:	1415	1447	1485	1527	1590	1653	1714	1777	1839

Black frame is standard.

General Information:

COM: 1.75 yd. ♦
WOOD SPECS: Maple
MOIS. BARR: included
CA TB133: +\$70

27210-2 2 SEAT TANDEM, ROUND ARM, HORIZONTAL CLEANOUT

W: 43.75" D: 24" H: 32" SW: 20" SD: 19" SH: 19" AH: 25.5" WT: 75 lb.

	B/COM	C	D	E	F	G	H	I	J
Zone 1:	2454	2504	2564	2630	2729	2828	2924	3023	3120
Zone 2:	2512	2562	2622	2688	2787	2886	2982	3081	3178
Zone 3:	2569	2619	2679	2745	2844	2943	3039	3138	3235
Zone 4:	2626	2676	2736	2802	2901	3000	3096	3195	3292

Black frame is standard.

General Information:

COM: 2.75 yd. ♦
WOOD SPECS: Maple
MOIS. BARR: included
CA TB133: +\$110

27210-3 3 SEAT TANDEM, ROUND ARM, HORIZONTAL CLEANOUT

W: 64.75" D: 24" H: 32" SW: 20" SD: 19" SH: 19" AH: 25.5" WT: 108 lb.

	B/COM	C	D	E	F	G	H	I	J
Zone 1:	3555	3627	3715	3811	3955	4099	4239	4383	4523
Zone 2:	3637	3709	3797	3893	4037	4181	4321	4465	4605
Zone 3:	3719	3791	3879	3975	4119	4263	4403	4547	4687
Zone 4:	3802	3874	3962	4058	4202	4346	4486	4630	4770

Black frame is standard.

General Information:

COM: 4 yd. ♦
WOOD SPECS: Maple
MOIS. BARR: included
CA TB133: +\$160



27221 CHAIR, ROUND ARM, SHORT SEAT, VERTICAL CLEANOUT

W: 22.75" D: 24" H: 32" SW: 20" SD: 19" SH: 19" AH: 25.5" WT: 42 lb.

	B/COM	C	D	E	F	G	H	I	J
Zone 1:	1322	1354	1392	1434	1497	1560	1621	1684	1746
Zone 2:	1353	1385	1423	1465	1528	1591	1652	1715	1777
Zone 3:	1384	1416	1454	1496	1559	1622	1683	1746	1808
Zone 4:	1415	1447	1485	1527	1590	1653	1714	1777	1839

Black frame is standard.

General Information:

COM: 1.75 yd. ♦
WOOD SPECS: Maple
MOIS. BARR: included
CA TB133: +\$70

27220-2 2 SEAT TANDEM, ROUND ARM, SHORT SEAT, VERTICAL CLEANOUT

W: 43.75" D: 24" H: 32" SW: 20" SD: 19" SH: 19" AH: 25.5" WT: 75 lb.

	B/COM	C	D	E	F	G	H	I	J
Zone 1:	2457	2511	2577	2649	2757	2865	2970	3078	3183
Zone 2:	2515	2569	2635	2707	2815	2923	3028	3136	3241
Zone 3:	2572	2626	2692	2764	2872	2980	3085	3193	3298
Zone 4:	2629	2683	2749	2821	2929	3037	3142	3250	3355

Black frame is standard.

General Information:

COM: 3 yd. ♦
WOOD SPECS: Maple
MOIS. BARR: included
CA TB133: +\$120

27220-3 3 SEAT TANDEM, ROUND ARM, SHORT SEAT, VERTICAL CLEANOUT

W: 64.75" D: 24" H: 32" SW: 20" SD: 19" SH: 19" AH: 25.5" WT: 108 lb.

	B/COM	C	D	E	F	G	H	I	J
Zone 1:	3561	3642	3741	3849	4011	4173	4331	4493	4650
Zone 2:	3643	3724	3823	3931	4093	4255	4413	4575	4732
Zone 3:	3725	3806	3905	4013	4175	4337	4495	4657	4814
Zone 4:	3807	3888	3987	4095	4257	4419	4577	4739	4896

Black frame is standard.

General Information:

COM: 4.5 yd. ♦
WOOD SPECS: Maple
MOIS. BARR: included
CA TB133: +\$180

- When ordering specify:
- Product number
 - Fabric vendor, pattern and color
 - Wood finish
 - Metal finish

27000-ST SPANNER TABLE, MODULAR

W: 17" D: 17" H: 16" WT: 18 lb

Price by Shipping Zone				
Zone	1	2	3	4
	480	490	501	512

Shaded portion of the illustration indicates the product being described. Modular seating orders must include a layout to ensure proper configuration. Black frame is standard.

General Information:

COM: n/a ♦
WOOD SPECS: Maple
MOIS. BARR: n/a
CA TB133: n/a



27000-ET END TABLE, MODULAR

W: 17" D: 17" H: 16" WT: 20 lb

Price by Shipping Zone				
Zone	1	2	3	4
	821	841	861	880

Shaded portion of the illustration indicates the product being described. Modular seating orders must include a layout to ensure proper configuration. Black frame is standard.

General Information:

COM: n/a ♦
WOOD SPECS: Maple
MOIS. BARR: n/a
CA TB133: n/a



27000-CT CORNER TABLE, MODULAR

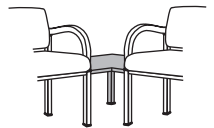
W: 23" D: 23" H: 16" WT: 22 lb.

Price by Shipping Zone				
Zone	1	2	3	4
	821	841	861	880

Shaded portion of the illustration indicates the product being described. Modular seating orders must include a layout to ensure proper configuration. Black frame is standard.

General Information:

COM: n/a ♦
WOOD SPECS: Maple
MOIS. BARR: n/a
CA TB133: n/a



27-161717 END TABLE, 16H 17W 17D

W: 17" D: 17" H: 16" WT: 20 lb

Price by Shipping Zone				
Zone	1	2	3	4
	785	804	823	841

Black frame is standard.

General Information:

COM: n/a ♦
WOOD SPECS: Maple
MOIS. BARR: n/a
CA TB133: n/a



27-161734 COFFEE TABLE, 16H 34W 17D

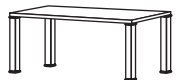
W: 34" D: 17" H: 16" WT: 28 lb

Price by Shipping Zone				
Zone	1	2	3	4
	1101	1126	1154	1181

Black frame is standard.

General Information:

COM: n/a ♦
WOOD SPECS: Maple
MOIS. BARR: n/a
CA TB133: n/a



Accessories

Silver finish +\$231 per order

- When ordering specify:
- Product number
 - Laminate
 - Wood finish
 - Metal finish
 - Room layout

Grille



7021420 SIDE CHAIR, UPH SEAT/WOOD BACK

W: 18.25"	D: 20"	H: 32.25"	SW: 17.25"	SD: 16.5"	SH: 18.25"	AH: -	WT: 22 lb.		
B/COM	C	D	E	F	G	H	I	J	
Zone 1:	330	337	346	355	370	384	398	413	427
Zone 2:	336	343	352	361	376	390	404	419	433
Zone 3:	347	354	363	372	387	401	415	430	444
Zone 4:	354	361	370	379	394	408	422	437	451

Price includes Plastitack glides.

General Information:

COM: 0.4 yd. ♦
 WOOD SPECS: Beech
 MOIS. BARR: +\$6
 CA TB133: +\$16



7021421 SIDE CHAIR, WOOD SEAT/WOOD BACK

W: 18.25"	D: 20"	H: 32.25"	SW: 17.25"	SD: 16.5"	SH: 17.5"	AH: -	WT: 22 lb.		
Price by Shipping Zone									
Zone	1	2	3	4					
	333	342	349	356					

Price includes Plastitack glides.

General Information:

COM: n/a ♦
 WOOD SPECS: Beech
 MOIS. BARR: n/a
 CA TB133: n/a



7121420 BAR STOOL, UPH SEAT/WOOD BACK

W: 17.25"	D: 20.5"	H: 43"	SW: 17.25"	SD: 16.5"	SH: 30.75"	AH: -	WT: 32 lb.		
B/COM	C	D	E	F	G	H	I	J	
Zone 1:	440	447	456	465	480	494	508	523	537
Zone 2:	450	457	466	475	490	504	518	533	547
Zone 3:	461	468	477	486	501	515	529	544	558
Zone 4:	470	477	486	495	510	524	538	553	567

Price includes Plastitack glides.

General Information:

COM: 0.4 yd. ♦
 WOOD SPECS: Beech
 MOIS. BARR: +\$6
 CA TB133: +\$16



7121421 BAR STOOL, WOOD SEAT/WOOD BACK

W: 17.25"	D: 20.5"	H: 43"	SW: 17.25"	SD: 16.5"	SH: 29.75"	AH: -	WT: 32 lb.		
Price by Shipping Zone									
Zone	1	2	3	4					
	450	460	471	481					

Price includes Plastitack glides.

General Information:

COM: n/a ♦
 WOOD SPECS: Beech
 MOIS. BARR: n/a
 CA TB133: n/a

When ordering specify:

- Product number
- Fabric vendor, pattern and color
- Finish
- Moisture barrier option



7324765 ARM CHAIR, UPH SEAT, UPH BACK WITH WOOD BACKSIDE

W: 21.5"	D: 23"	H: 34"	SW: 19"	SD: 19"	SH: 18"	AH: 24.5"	WT: 17 lb.		
	B/COM	C	D	E	F	G	H	I	J
Zone 1:	598	611	626	643	668	694	718	743	768
Zone 2:	613	626	641	658	683	709	733	758	783
Zone 3:	626	639	654	671	696	722	746	771	796
Zone 4:	641	654	669	686	711	737	761	786	811

Price includes Plastitack glides.

General Information:

COM: 0.7 yd. ♦
 WOOD SPECS: Beech
 MOIS. BARR: +\$6
 CA TB133: +\$28

7324775 ARM CHAIR, UPH SEAT, UPH BACK

W: 21.5"	D: 23"	H: 34"	SW: 19"	SD: 19"	SH: 18"	AH: 24.5"	WT: 18 lb.		
	B/COM	C	D	E	F	G	H	I	J
Zone 1:	604	622	644	668	704	740	775	811	846
Zone 2:	619	637	659	683	719	755	790	826	861
Zone 3:	633	651	673	697	733	769	804	840	875
Zone 4:	647	665	687	711	747	783	818	854	889

Price includes Plastitack glides.

General Information:

COM: 1 yd. ♦
 WOOD SPECS: Beech
 MOIS. BARR: +\$6
 CA TB133: +\$40

Accessories

7100001 LASER CUT



+\$41 list per chair
 +\$176 list set-up charge per design

See Ordering Information for Laser Cut information.

7100002 LASER CUT WITH COLOR FILL



+\$54 list per chair
 +\$176 list set-up charge per design

See Ordering Information for Laser Cut with Color Fill information.

CUSTOM CNC BACK ROUT

+\$36 list per chair
 +\$481 list set-up charge per design

Call Customer Care for information.

7190010 WOOD UNDERSEAT PANEL



W: 18" D: 19" H: - WT: 1 lb.

\$56

Panels with vinyl or crypton upholstered seats will be drilled for ventilation.

7144002 CASTERS, SET OF TWO, CARPET SURFACE



Stem Size: 50 mm Caster Size: 2"
 WT: 0.5 lb. Load Cap: 110 lb. per caster

\$65

Specify locking or non-locking for front or rear legs when ordering.

7144001 REAR LOCKING CASTERS, FRONT NON LOCK SET OF FOUR, CARPET SURFACE



Stem Size: 50 mm Caster Size: 2"
 WT: 1 lb. Load Cap: 110 lb. per caster

\$79

Includes two front non-locking casters and two rear locking casters.

7144004 CASTERS, SET OF TWO, HARD SURFACE



Stem Size: 50 mm Caster Size: 2"
 WT: 0.5 lb. Load Cap: 110 lb. per caster

\$65

Specify locking or non-locking for front or rear legs when ordering.

7144003 REAR LOCKING CASTERS, FRONT NON LOCK SET OF FOUR, HARD SURFACE



Stem Size: 50 mm Caster Size: 2"
 WT: 1 lb. Load Cap: 110 lb. per caster

\$79

Includes two front non-locking casters and two rear locking casters.

When ordering specify:

- Product number
- Fabric vendor, pattern and color
- Finish
- Moisture barrier option



7020712 CHAIR, 12" SEAT HEIGHT, STACKING

W: 12.75" D: 10.5" H: 22" SW: 12.75" SD: 11.25" SH: 12" AH: – WT: 7 lb.

Price by Shipping Zone

Zone	1	2	3	4
	418	430	439	448

Price includes Rubber Boot. Available in beige only. Seats most children 4 - 7 years old. Can be stacked 6 high for storage.

General Information:

COM: n/a ♦
WOOD SPECS: Beech
MOIS. BARR: n/a
CA TB133: n/a

7020714 CHAIR, 14" SEAT HEIGHT, STACKING

W: 14.5" D: 12.75" H: 25.5" SW: 14.5" SD: 13" SH: 14" AH: – WT: 12 lb.

Price by Shipping Zone

Zone	1	2	3	4
	450	461	473	484

Price includes Rubber Boot. Available in beige only. Seats most children 6 - 9 years old. Can be stacked 6 high for storage.

General Information:

COM: n/a ♦
WOOD SPECS: Beech
MOIS. BARR: n/a
CA TB133: n/a

7020716 CHAIR, 16" SEAT HEIGHT, STACKING

W: 15.5" D: 14.5" H: 28" SW: 15.5" SD: 15" SH: 16" AH: – WT: 13 lb.

Price by Shipping Zone

Zone	1	2	3	4
	556	569	582	595

Price includes Rubber Boot. Available in beige only. Seats most children 8 - 12 years old. Can be stacked 6 high for storage.

General Information:

COM: n/a ♦
WOOD SPECS: Beech
MOIS. BARR: n/a
CA TB133: n/a

7020718 CHAIR, 18" SEAT HEIGHT, STACKING

W: 16.5" D: 16" H: 31" SW: 16.5" SD: 16.5" SH: 18" AH: – WT: 14 lb.

Price by Shipping Zone

Zone	1	2	3	4
	675	689	708	723

Price includes Rubber Boot. Available in beige only. Seats most children 11+ years old. Can be stacked 6 high for storage.

General Information:

COM: n/a ♦
WOOD SPECS: Beech
MOIS. BARR: n/a
CA TB133: n/a

7011070 KIDZ TABLE BASE

W: – D: – H: 19" WT: 17 lb.


Price by Shipping Zone

Zone	1	2	3	4
	375	385	392	403

Set of 4 legs. Standard base height is 19". Custom heights are available at an additional charge, refer to Terms & Conditions for Custom Height charges. Specify height set of 4 legs (6"-23") when ordering. A 19" table height is recommended for use with the 0712 and 0714 seat models. A 23" table height is recommended for use with the 0716 and 0718 seat models. See 7050001 for table top options.

General Information:

COM: n/a ♦
WOOD SPECS: Beech
MOIS. BARR: n/a
CA TB133: n/a



Available for Kidz table base (7011070).

See Items to Consider when Ordering Tables and Table Top and Base Configurations.

When ordering specify:

- Product number
- Finish
- Laminate for top only

7050001 3/4" THICK LAMINATED HARDWOOD TOP (AVAILABLE ONLY WITH KIDZ BASE)

dimensions	shape	weight	zone 1	zone 2	zone 3	zone 4
24" W x 30" L	Rectangle	30 lb.	439	451	461	471
24" W x 36" L	Rectangle	36 lb.	491	504	516	526
30" W x 36" L	Rectangle	45 lb.	537	549	562	576
30" W x 48" L	Rectangle	60 lb.	638	653	667	685
24" ø	Round	19 lb.	454	465	475	486
30" ø	Round	29 lb.	552	567	579	591
36" ø	Round	42 lb.	667	685	700	716
42" ø	Round	58 lb.	800	818	836	857
24" W x 24" L	Square	24 lb.	397	406	414	424
30" W x 30" L	Square	38 lb.	481	492	504	516
36" W x 36" L	Square	54 lb.	576	589	603	616
42" W x 42" L	Square	74 lb.	685	699	716	731

7028763 SIDE CHAIR, UPH SEAT, UPH BACK

W: 19"	D: 22.75"	H: 32.5"	SW: 19"	SD: 18.25"	SH: 18"	AH: -	WT: 13 lb.		
	B/COM	C	D	E	F	G	H	I	J
Zone 1:	369	387	409	433	469	505	540	576	611
Zone 2:	376	394	416	440	476	512	547	583	618
Zone 3:	385	403	425	449	485	521	556	592	627
Zone 4:	393	411	433	457	493	529	564	600	635

Nonstacking. Chrome Rubber Cushioned glides are standard.

General Information:

COM: 1 yd. ♦
 WOOD SPECS: Beech
 MOIS. BARR: +\$6
 CA TB133: +\$40



7028764 SIDE CHAIR, UPH SEAT, WOOD BACK

W: 19"	D: 22.75"	H: 32.5"	SW: 19"	SD: 18.5"	SH: 18"	AH: -	WT: 14 lb.		
	B/COM	C	D	E	F	G	H	I	J
Zone 1:	358	367	378	390	408	426	444	462	479
Zone 2:	364	373	384	396	414	432	450	468	485
Zone 3:	375	384	395	407	425	443	461	479	496
Zone 4:	383	392	403	415	433	451	469	487	504

Nonstacking. Chrome Rubber Cushioned glides are standard.

General Information:

COM: 0.4 yd. ♦
 WOOD SPECS: Beech
 MOIS. BARR: +\$6
 CA TB133: +\$16



7023763 SIDE CHAIR, WOOD SEAT, WOOD BACK

W: 19"	D: 22.75"	H: 32.5"	SW: 19"	SD: 18"	SH: 17"	AH: -	WT: 15 lb.		
Price by Shipping Zone									
	Zone	1	2	3	4				
		349	356	365	373				

Nonstacking. Chrome Rubber Cushioned glides are standard.

General Information:

COM: n/a ♦
 WOOD SPECS: Beech
 MOIS. BARR: n/a
 CA TB133: n/a

Accessories

7100001 LASER CUT



+\$41 list per chair
 +\$176 list set-up charge per design

See Ordering Information for Laser Cut information.

7070010 WELT CORD



WT: 1 lb.
 COM Reg 0.1 yd.
 \$22

7070005 DECORATIVE THRU BOLT AND NUT



WT: 1 lb.
 \$25
 Available for chairs with all-wood backs. Bronze only.

7100002 LASER CUT WITH COLOR FILL



+\$54 list per chair
 +\$176 list set-up charge per design

See Ordering Information for Laser Cut with Color Fill information.

When ordering specify:
 Product number
 Fabric vendor, pattern and color
 Finish
 Moisture barrier option

Laurelwood



7324001 CHAIR, WOOD ARM, LOW BACK

W: 24"	D: 25.5"	H: 33"	SW: 20"	SD: 18.75"	SH: 18"	AH: 25.75"	WT: 27 lb.		
	B/COM	C	D	E	F	G	H	I	J
Zone 1:	802	829	862	898	952	1006	1059	1113	1165
Zone 2:	819	846	879	915	969	1023	1076	1130	1182
Zone 3:	838	865	898	934	988	1042	1095	1149	1201
Zone 4:	857	884	917	953	1007	1061	1114	1168	1220

General Information:

COM: 1.5 yd. ♦
WOOD SPECS: Beech
MOIS. BARR: +\$8
CA TB133: +\$60

7324011 LOVESEAT, WOOD ARM, LOW BACK

W: 46"	D: 25.5"	H: 33"	SW: 20"	SD: 18.75"	SH: 18"	AH: 25.75"	WT: 48 lb.		
	B/COM	C	D	E	F	G	H	I	J
Zone 1:	1522	1574	1638	1707	1812	1916	2018	2122	2224
Zone 2:	1557	1609	1673	1742	1847	1951	2053	2157	2259
Zone 3:	1591	1643	1707	1776	1881	1985	2087	2191	2293
Zone 4:	1626	1678	1742	1811	1916	2020	2122	2226	2328

General Information:

COM: 2.9 yd. ♦
WOOD SPECS: Beech
MOIS. BARR: +\$14
CA TB133: +\$116

7324012 SOFA, WOOD ARM, LOW BACK

W: 68"	D: 25.5"	H: 33"	SW: 20"	SD: 18.75"	SH: 18"	AH: 25.75"	WT: 69 lb.		
	B/COM	C	D	E	F	G	H	I	J
Zone 1:	2211	2290	2387	2492	2651	2809	2963	3122	3276
Zone 2:	2262	2341	2438	2543	2702	2860	3014	3173	3327
Zone 3:	2312	2391	2488	2593	2752	2910	3064	3223	3377
Zone 4:	2363	2442	2539	2644	2803	2961	3115	3274	3428

General Information:

COM: 4.4 yd. ♦
WOOD SPECS: Beech
MOIS. BARR: +\$22
CA TB133: +\$176

7324015 LOVESEAT, WOOD ARM, SHORT CENTER ARMS, LOW BACK

W: 46"	D: 25.5"	H: 33"	SW: 20"	SD: 18.75"	SH: 18"	AH: 25.75"	WT: 50 lb.		
	B/COM	C	D	E	F	G	H	I	J
Zone 1:	1582	1634	1698	1767	1872	1976	2078	2182	2284
Zone 2:	1620	1672	1736	1805	1910	2014	2116	2220	2322
Zone 3:	1655	1707	1771	1840	1945	2049	2151	2255	2357
Zone 4:	1690	1742	1806	1875	1980	2084	2186	2290	2392

General Information:

COM: 2.9 yd. ♦
WOOD SPECS: Beech
MOIS. BARR: +\$14
CA TB133: +\$116

7324018 SOFA, WOOD ARM, SHORT CENTER ARMS, LOW BACK

W: 68"	D: 25.5"	H: 33"	SW: 20"	SD: 18.75"	SH: 18"	AH: 25.75"	WT: 69 lb.		
	B/COM	C	D	E	F	G	H	I	J
Zone 1:	2424	2503	2600	2705	2864	3022	3176	3335	3489
Zone 2:	2480	2559	2656	2761	2920	3078	3232	3391	3545
Zone 3:	2536	2615	2712	2817	2976	3134	3288	3447	3601
Zone 4:	2591	2670	2767	2872	3031	3189	3343	3502	3656

General Information:

COM: 4.4 yd. ♦
WOOD SPECS: Beech
MOIS. BARR: +\$22
CA TB133: +\$176

Accessories

Urethane Arm Caps	+\$116	2 arms	Available in black, khaki or espresso.
Urethane Arm Caps	+\$175	3 arms	Available in black, khaki or espresso.
Urethane Arm Caps	+\$233	4 arms	Available in black, khaki or espresso.

When ordering specify:

- Product number
- Fabric vendor, pattern and color
- Finish
- Leg extension option
- Moisture barrier option
- Urethane cap color



7324002 CHAIR, WOOD ARM, MID BACK

W: 24"	D: 25.5"	H: 39"	SW: 20"	SD: 18.75"	SH: 18"	AH: 25.75"	WT: 30 lb.		
	B/COM	C	D	E	F	G	H	I	J
Zone 1:	857	884	917	953	1007	1061	1114	1168	1220
Zone 2:	876	903	936	972	1026	1080	1133	1187	1239
Zone 3:	896	923	956	992	1046	1100	1153	1207	1259
Zone 4:	916	943	976	1012	1066	1120	1173	1227	1279

General Information:

COM: 1.5 yd. ♦
 WOOD SPECS: Beech
 MOIS. BARR: +\$8
 CA TB133: +\$60

7324013 LOVESEAT, WOOD ARM, MID BACK

W: 46"	D: 25.5"	H: 39"	SW: 20"	SD: 18.75"	SH: 18"	AH: 25.75"	WT: 52 lb.		
	B/COM	C	D	E	F	G	H	I	J
Zone 1:	1723	1777	1843	1915	2023	2131	2236	2344	2449
Zone 2:	1761	1815	1881	1953	2061	2169	2274	2382	2487
Zone 3:	1801	1855	1921	1993	2101	2209	2314	2422	2527
Zone 4:	1841	1895	1961	2033	2141	2249	2354	2462	2567

General Information:

COM: 3 yd. ♦
 WOOD SPECS: Beech
 MOIS. BARR: +\$8
 CA TB133: +\$120

7324014 SOFA, WOOD ARM, MID BACK

W: 68"	D: 25.5"	H: 39"	SW: 20"	SD: 18.75"	SH: 18"	AH: 25.75"	WT: 75 lb.		
	B/COM	C	D	E	F	G	H	I	J
Zone 1:	2500	2579	2676	2781	2940	3098	3252	3411	3565
Zone 2:	2559	2638	2735	2840	2999	3157	3311	3470	3624
Zone 3:	2615	2694	2791	2896	3055	3213	3367	3526	3680
Zone 4:	2672	2751	2848	2953	3112	3270	3424	3583	3737

General Information:

COM: 4.4 yd. ♦
 WOOD SPECS: Beech
 MOIS. BARR: +\$6
 CA TB133: +\$176

7324022 LOVESEAT, SHORT CENTER ARMS, MID BACK

W: 46"	D: 25.5"	H: 39"	SW: 20"	SD: 18.75"	SH: 18"	AH: 25.75"	WT: 54 lb.		
	B/COM	C	D	E	F	G	H	I	J
Zone 1:	1784	1838	1904	1976	2084	2192	2297	2405	2510
Zone 2:	1824	1878	1944	2016	2124	2232	2337	2445	2550
Zone 3:	1864	1918	1984	2056	2164	2272	2377	2485	2590
Zone 4:	1906	1960	2026	2098	2206	2314	2419	2527	2632

General Information:

COM: 3 yd. ♦
 WOOD SPECS: Beech
 MOIS. BARR: +\$6
 CA TB133: +\$120

7324025 SOFA, WOOD ARM, SHORT CENTER ARMS, MID BACK

W: 68"	D: 25.5"	H: 39"	SW: 20"	SD: 18.75"	SH: 18"	AH: 25.75"	WT: 77 lb.		
	B/COM	C	D	E	F	G	H	I	J
Zone 1:	2709	2788	2885	2990	3149	3307	3461	3620	3774
Zone 2:	2773	2852	2949	3054	3213	3371	3525	3684	3838
Zone 3:	2834	2913	3010	3115	3274	3432	3586	3745	3899
Zone 4:	2897	2976	3073	3178	3337	3495	3649	3808	3962

General Information:

COM: 4.4 yd. ♦
 WOOD SPECS: Beech
 MOIS. BARR: +\$5
 CA TB133: +\$176

Accessories

Urethane Arm Caps	+\$116	2 arms	Available in black, khaki or espresso.
Urethane Arm Caps	+\$175	3 arms	Available in black, khaki or espresso.
Urethane Arm Caps	+\$233	4 arms	Available in black, khaki or espresso.

- When ordering specify:
- Product number
 - Fabric vendor, pattern and color
 - Finish
 - Leg extension option
 - Moisture barrier option
 - Urethane cap color

Laurelwood



7324003 PATIENT CHAIR, WOOD ARM, HIGH BACK

W: 24"	D: 25.5"	H: 43"	SW: 20"	SD: 18.75"	SH: 18"	AH: 25.75"	WT: 32 lb.		
	B/COM	C	D	E	F	G	H	I	J
Zone 1:	929	969	1017	1070	1149	1229	1306	1385	1462
Zone 2:	951	991	1039	1092	1171	1251	1328	1407	1484
Zone 3:	970	1010	1058	1111	1190	1270	1347	1426	1503
Zone 4:	992	1032	1080	1133	1212	1292	1369	1448	1525

General Information:

COM: 2.2 yd. ♦
 WOOD SPECS: Beech
 MOIS. BARR: +\$8
 CA TB133: +\$88



7324007 MOTION CHAIR, WOOD ARM, MID BACK

W: 25"	D: 26.5"	H: 39"	SW: 20.25"	SD: 18.25"	SH: 18"	AH: 25.75"	WT: 49 lb.		
	B/COM	C	D	E	F	G	H	I	J
Zone 1:	1371	1411	1459	1512	1591	1671	1748	1827	1904
Zone 2:	1402	1442	1490	1543	1622	1702	1779	1858	1935
Zone 3:	1434	1474	1522	1575	1654	1734	1811	1890	1967
Zone 4:	1465	1505	1553	1606	1685	1765	1842	1921	1998

General Information:

COM: 2.2 yd. ♦
 WOOD SPECS: Beech
 MOIS. BARR: +\$6
 CA TB133: +\$88

Leg extensions are not available on motion chairs. Casters (7144002) are available on rear legs only. Casters must be locking. Non-skid slides are provided on the front legs.



7324008 MOTION PATIENT CHAIR, WOOD ARM, HIGH BACK

W: 25"	D: 26.5"	H: 45"	SW: 20.25"	SD: 18.25"	SH: 18"	AH: 25.75"	WT: 51 lb.		
	B/COM	C	D	E	F	G	H	I	J
Zone 1:	1413	1453	1501	1554	1633	1713	1790	1869	1946
Zone 2:	1446	1486	1534	1587	1666	1746	1823	1902	1979
Zone 3:	1481	1521	1569	1622	1701	1781	1858	1937	2014
Zone 4:	1512	1552	1600	1653	1732	1812	1889	1968	2045

General Information:

COM: 2.2 yd. ♦
 WOOD SPECS: Beech
 MOIS. BARR: +\$6
 CA TB133: +\$88

Leg extensions are not available on motion chairs. Casters (7144002) are available on rear legs only. Casters must be locking. Non-skid slides are provided on the front legs.



7024007 OTTOMAN, 10" HEIGHT

W: 19"	D: 16"	H: 10"	WT: 9 lb.						
	B/COM	C	D	E	F	G	H	I	J
Zone 1:	540	547	556	565	580	594	608	623	637
Zone 2:	553	560	569	578	593	607	621	636	650
Zone 3:	565	572	581	590	605	619	633	648	662
Zone 4:	580	587	596	605	620	634	648	663	677

General Information:

COM: 0.4 yd. ♦
 WOOD SPECS: Beech
 MOIS. BARR: +\$5
 CA TB133: +\$16



7024008 OTTOMAN, 18" HEIGHT

W: 19"	D: 16.75"	H: 18"	WT: 15 lb.						
	B/COM	C	D	E	F	G	H	I	J
Zone 1:	540	547	556	565	580	594	608	623	637
Zone 2:	553	560	569	578	593	607	621	636	650
Zone 3:	565	572	581	590	605	619	633	648	662
Zone 4:	580	587	596	605	620	634	648	663	677

General Information:

COM: 0.4 yd. ♦
 WOOD SPECS: Beech
 MOIS. BARR: +\$5
 CA TB133: +\$16

Accessories

Urethane Arm Caps	+\$116	2 arms	Available in black, khaki or espresso.
Urethane Arm Caps	+\$175	3 arms	Available in black, khaki or espresso.
Urethane Arm Caps	+\$233	4 arms	Available in black, khaki or espresso.

When ordering specify:

- Product number
- Fabric vendor, pattern and color
- Finish
- Leg extension option
- Moisture barrier option
- Urethane cap color

 7324057 BARIATRIC CHAIR, 20" SEAT, WOOD ARM

W: 24"	D: 25.5"	H: 35"	SW: 20"	SD: 18.75"	SH: 18"	AH: 25.75"	WT: 27 lb.		
	B/COM	C	D	E	F	G	H	I	J
Zone 1:	857	884	917	953	1007	1061	1114	1168	1220
Zone 2:	876	903	936	972	1026	1080	1133	1187	1239
Zone 3:	896	923	956	992	1046	1100	1153	1207	1259
Zone 4:	916	943	976	1012	1066	1120	1173	1227	1279

General Information:

COM: 1.5 yd. ♦
 WOOD SPECS: Beech
 MOIS. BARR: +\$8
 CA TB133: +\$60



 7324051 BARIATRIC CHAIR, 25" SEAT, WOOD ARM

W: 29"	D: 24.75"	H: 35"	SW: 25"	SD: 18.75"	SH: 18"	AH: 25.75"	WT: 34 lb.		
	B/COM	C	D	E	F	G	H	I	J
Zone 1:	1205	1246	1297	1352	1435	1517	1598	1681	1761
Zone 2:	1234	1275	1326	1381	1464	1546	1627	1710	1790
Zone 3:	1261	1302	1353	1408	1491	1573	1654	1737	1817
Zone 4:	1288	1329	1380	1435	1518	1600	1681	1764	1844

General Information:

COM: 2.3 yd. ♦
 WOOD SPECS: Beech
 MOIS. BARR: +\$16
 CA TB133: +\$92

 7324052 BARIATRIC CHAIR, 30" SEAT, WOOD ARM

W: 34"	D: 24.75"	H: 35"	SW: 30"	SD: 18.75"	SH: 18"	AH: 25.75"	WT: 38 lb.		
	B/COM	C	D	E	F	G	H	I	J
Zone 1:	1287	1328	1379	1434	1517	1599	1680	1763	1843
Zone 2:	1316	1357	1408	1463	1546	1628	1709	1792	1872
Zone 3:	1345	1386	1437	1492	1575	1657	1738	1821	1901
Zone 4:	1375	1416	1467	1522	1605	1687	1768	1851	1931

General Information:

COM: 2.3 yd. ♦
 WOOD SPECS: Beech
 MOIS. BARR: +\$16
 CA TB133: +\$92



 7324053 BARIATRIC LOVESEAT, 40" SEAT, WOOD ARM

W: 44"	D: 24.75"	H: 35"	SW: 40"	SD: 18.75"	SH: 18"	AH: 25.75"	WT: 44 lb.		
	B/COM	C	D	E	F	G	H	I	J
Zone 1:	1383	1432	1491	1556	1653	1751	1845	1942	2037
Zone 2:	1416	1465	1524	1589	1686	1784	1878	1975	2070
Zone 3:	1448	1497	1556	1621	1718	1816	1910	2007	2102
Zone 4:	1479	1528	1587	1652	1749	1847	1941	2038	2133

General Information:

COM: 2.7 yd. ♦
 WOOD SPECS: Beech
 MOIS. BARR: +\$16
 CA TB133: +\$108

Accessories

Urethane Arm Caps	+\$116	2 arms	Available in black, khaki or espresso.
Urethane Arm Caps	+\$175	3 arms	Available in black, khaki or espresso.
Urethane Arm Caps	+\$233	4 arms	Available in black, khaki or espresso.

- When ordering specify:
- Product number
 - Fabric vendor, pattern and color
 - Finish
 - Leg extension option
 - Moisture barrier option
 - Urethane cap color

Laurelwood bariatric mid back




7324060 BARIATRIC CHAIR, 25" SEAT, WOOD ARM, MID-BACK

W: 29"	D: 24.75"	H: 39"	SW: 25"	SD: 18.75"	SH: 18"	AH: 25.75"	WT: 37 lb.		
	B/COM	C	D	E	F	G	H	I	J
Zone 1:	1265	1310	1365	1425	1515	1605	1693	1783	1870
Zone 2:	1293	1338	1393	1453	1543	1633	1721	1811	1898
Zone 3:	1324	1369	1424	1484	1574	1664	1752	1842	1929
Zone 4:	1352	1397	1452	1512	1602	1692	1780	1870	1957

General Information:

COM: 2.5 yd. ♦
 WOOD SPECS: Beech
 MOIS. BARR: +\$16
 CA TB133: +\$100



7324061 BARIATRIC CHAIR, 30" SEAT, WOOD ARM, MID-BACK

W: 34"	D: 24.75"	H: 39"	SW: 30"	SD: 18.75"	SH: 18"	AH: 25.75"	WT: 43 lb.		
	B/COM	C	D	E	F	G	H	I	J
Zone 1:	1346	1391	1446	1506	1596	1686	1774	1864	1951
Zone 2:	1376	1421	1476	1536	1626	1716	1804	1894	1981
Zone 3:	1408	1453	1508	1568	1658	1748	1836	1926	2013
Zone 4:	1438	1483	1538	1598	1688	1778	1866	1956	2043

General Information:

COM: 2.5 yd. ♦
 WOOD SPECS: Beech
 MOIS. BARR: +\$16
 CA TB133: +\$100

7324062 BARIATRIC LOVESEAT, 40" SEAT, WOOD ARM, MID-BACK

W: 44"	D: 24.75"	H: 39"	SW: 40"	SD: 18.75"	SH: 18"	AH: 25.75"	WT: 49 lb.		
	B/COM	C	D	E	F	G	H	I	J
Zone 1:	1440	1489	1548	1613	1710	1808	1902	1999	2094
Zone 2:	1474	1523	1582	1647	1744	1842	1936	2033	2128
Zone 3:	1506	1555	1614	1679	1776	1874	1968	2065	2160
Zone 4:	1540	1589	1648	1713	1810	1908	2002	2099	2194

General Information:

COM: 2.7 yd. ♦
 WOOD SPECS: Beech
 MOIS. BARR: +\$16
 CA TB133: +\$108

Accessories

Urethane Arm Caps	+\$116	2 arms	Available in black, khaki or espresso.
Urethane Arm Caps	+\$175	3 arms	Available in black, khaki or espresso.
Urethane Arm Caps	+\$233	4 arms	Available in black, khaki or espresso.

When ordering specify:

- Product number
- Fabric vendor, pattern and color
- Finish
- Leg extension option
- Moisture barrier option
- Urethane cap color

7011101 BENCH - 2 SEAT, WOOD LEG

W: 44" D: 19.5" H: 19" SD: 18.75" WT: 34 lb.

	B/COM	C	D	E	F	G	H	I	J
Zone 1:	1122	1149	1182	1218	1272	1326	1379	1433	1485
Zone 2:	1148	1175	1208	1244	1298	1352	1405	1459	1511
Zone 3:	1176	1203	1236	1272	1326	1380	1433	1487	1539
Zone 4:	1201	1228	1261	1297	1351	1405	1458	1512	1564

General Information:

COM: 1.5 yd. ♦
 WOOD SPECS: Beech
 MOIS. BARR: +\$22
 CA TB133: \$60



7011102 BENCH - 3 SEAT, WOOD LEG

W: 60" D: 19.5" H: 19" SD: 18.75" WT: 50 lb.

	B/COM	C	D	E	F	G	H	I	J
Zone 1:	1216	1252	1296	1344	1416	1488	1558	1630	1700
Zone 2:	1245	1281	1325	1373	1445	1517	1587	1659	1729
Zone 3:	1273	1309	1353	1401	1473	1545	1615	1687	1757
Zone 4:	1301	1337	1381	1429	1501	1573	1643	1715	1785

General Information:

COM: 2 yd. ♦
 WOOD SPECS: Beech
 MOIS. BARR: +\$30
 CA TB133: \$80

Accessories

7070009 LEG EXTENSIONS (SET OF FOUR)



WT: 2 lb.

Zone 1	2	3	4
\$245	\$250	\$259	\$265

Price includes glides. Adjusts height from 1" to 5". Standard color is Champagne Bronze. Available on all Laurelwood and Wedgewood chairs. Leg extensions are not available on motion chairs.

7144022 ACCESSORIES PLASTIC CAPS FOR 4012 GLIDE

WT: 0.5 lb.
 \$4

URETHANE ARM CAPS

Urethane Arm Caps available at an additional charge. Not available on benches.

+\$116 2 arms
 +\$175 3 arms
 +\$233 4 arms

Available in black, khaki or espresso.

7144002 CASTERS, SET OF TWO, CARPET SURFACE



Stem Size: 50 mm Caster Size: 2"
 WT: 0.5 lb. Load Cap: 110 lb. per caster
 \$65

Specify locking or non-locking for front or rear legs when ordering.

7144001 REAR LOCKING CASTERS, FRONT NON LOCK SET OF FOUR, CARPET SURFACE



Stem Size: 50 mm Caster Size: 2"
 WT: 1 lb. Load Cap: 110 lb. per caster
 \$79

Includes two front non-locking casters and two rear locking casters.

7144004 CASTERS, SET OF TWO, HARD SURFACE



Stem Size: 50 mm Caster Size: 2"
 WT: 0.5 lb. Load Cap: 110 lb. per caster
 \$65

Specify locking or non-locking for front or rear legs when ordering.

7144003 REAR LOCKING CASTERS, FRONT NON LOCK SET OF FOUR, HARD SURFACE




Stem Size: 50 mm Caster Size: 2"
 WT: 1 lb. Load Cap: 110 lb. per caster
 \$79

Includes two front non-locking casters and two rear locking casters.

- When ordering specify:
- Product number
 - Fabric vendor, pattern and color
 - Finish
 - Leg extension option
 - Moisture barrier option

Loop modular seats



1801-M STRAIGHT SEAT, MODULAR

W: 23"	D: 27.75"	H: 33"	SW: 23"	SD: 20"	SH: 18.5"	AH: –	WT: 32 lb.		
	B/COM	C	D	E	F	G	H	I	J
Zone 1:	1280	1339	1410	1488	1605	1722	1836	1953	2067
Zone 2:	1309	1368	1439	1517	1634	1751	1865	1982	2096
Zone 3:	1338	1397	1468	1546	1663	1780	1894	2011	2125
Zone 4:	1365	1424	1495	1573	1690	1807	1921	2038	2152

Loop products available in modular configurations only. Modular seating orders must include a layout to ensure proper configuration. Contrasting fabric panel on back is available, refer to Fabric Zone details for more information. COM fabric requirement for contrasting panel is 0.75 yds.

General Information:

COM: 3.25 yd. ♦
WOOD SPECS: n/a
MOIS. BARR: included
CA TB133: +\$130



1801-IW-M INSIDE WEDGE SEAT, MODULAR

W: 10.5"	D: 27.75"	H: 33"	SW: 10.5**	SD: 20"	SH: 18.5"	AH: –	WT: 23 lb.		
	B/COM	C	D	E	F	G	H	I	J
Zone 1:	1145	1199	1265	1337	1445	1553	1658	1766	1871
Zone 2:	1170	1224	1290	1362	1470	1578	1683	1791	1896
Zone 3:	1196	1250	1316	1388	1496	1604	1709	1817	1922
Zone 4:	1224	1278	1344	1416	1524	1632	1737	1845	1950

Loop products available in modular configurations only. Modular seating orders must include a layout to ensure proper configuration. Front edge is 10.5". Wedge width ranges from 10.5" - 20". Contrasting fabric panel on back is available, refer to Fabric Zone details for more information. COM fabric requirement for contrasting panel is 0.75 yds.

General Information:

COM: 3 yd. ♦
WOOD SPECS: n/a
MOIS. BARR: included
CA TB133: +\$120



1801-OW-M OUTSIDE WEDGE SEAT, MODULAR

W: 22.5"	D: 27.75"	H: 33"	SW: 22.5**	SD: 20"	SH: 18.5"	AH: –	WT: 21 lb		
	B/COM	C	D	E	F	G	H	I	J
Zone 1:	1148	1198	1258	1324	1423	1522	1618	1717	1814
Zone 2:	1175	1225	1285	1351	1450	1549	1645	1744	1841
Zone 3:	1200	1250	1310	1376	1475	1574	1670	1769	1866
Zone 4:	1226	1276	1336	1402	1501	1600	1696	1795	1892

Loop products available in modular configurations only. Modular seating orders must include a layout to ensure proper configuration. Front edge is 10.5". Wedge width ranges from 22.5" - 13.5". Contrasting fabric panel on back is available, refer to Fabric Zone details for more information. COM fabric requirement for contrasting panel is 0.75 yds.

General Information:

COM: 2.75 yd. ♦
WOOD SPECS: n/a
MOIS. BARR: included
CA TB133: +\$110



1801-LE STRAIGHT SEAT, LEFT END, MODULAR

W: 23"	D: 27.75"	H: 33"	SW: 23"	SD: 20"	SH: 18.5"	AH: –	WT: 32 lb.		
	B/COM	C	D	E	F	G	H	I	J
Zone 1:	1280	1339	1410	1488	1605	1722	1836	1953	2067
Zone 2:	1309	1368	1439	1517	1634	1751	1865	1982	2096
Zone 3:	1338	1397	1468	1546	1663	1780	1894	2011	2125
Zone 4:	1365	1424	1495	1573	1690	1807	1921	2038	2152

Loop products available in modular configurations only. Modular seating orders must include a layout to ensure proper configuration. Contrasting fabric panel on back is available, refer to Fabric Zone details for more information. COM fabric requirement for contrasting panel is 0.75 yds.

General Information:

COM: 3.25 yd. ♦
WOOD SPECS: n/a
MOIS. BARR: included
CA TB133: +\$130



1801-IW-LE INSIDE WEDGE SEAT, LEFT END, MODULAR

W: 10.5"	D: 27.75"	H: 33"	SW: 10.5**	SD: 20"	SH: 18.5"	AH: –	WT: 23 lb.		
	B/COM	C	D	E	F	G	H	I	J
Zone 1:	1145	1199	1265	1337	1445	1553	1658	1766	1871
Zone 2:	1170	1224	1290	1362	1470	1578	1683	1791	1896
Zone 3:	1196	1250	1316	1388	1496	1604	1709	1817	1922
Zone 4:	1224	1278	1344	1416	1524	1632	1737	1845	1950

Loop products available in modular configurations only. Modular seating orders must include a layout to ensure proper configuration. Front edge is 10.5". Wedge width ranges from 22.5" - 20". Contrasting fabric panel on back is available, refer to Fabric Zone details for more information. COM fabric requirement for contrasting panel is 0.75 yds.

General Information:

COM: 3 yd. ♦
WOOD SPECS: n/a
MOIS. BARR: included
CA TB133: +\$120



1801-OW-LE OUTSIDE WEDGE SEAT, LEFT END, MODULAR

W: 22.5"	D: 27.75"	H: 33"	SW: 22.5**	SD: 20"	SH: 18.5"	AH: –	WT: 21 lb		
	B/COM	C	D	E	F	G	H	I	J
Zone 1:	1148	1198	1258	1324	1423	1522	1618	1717	1814
Zone 2:	1175	1225	1285	1351	1450	1549	1645	1744	1841
Zone 3:	1200	1250	1310	1376	1475	1574	1670	1769	1866
Zone 4:	1226	1276	1336	1402	1501	1600	1696	1795	1892

Loop products available in modular configurations only. Modular seating orders must include a layout to ensure proper configuration. Front edge is 22.5". Wedge width ranges from 22.5" - 13.5". Contrasting fabric panel on back is available, refer to Fabric Zone details for more information. COM fabric requirement for contrasting panel is 0.75 yds.

General Information:

COM: 2.75 yd. ♦
WOOD SPECS: n/a
MOIS. BARR: included
CA TB133: +\$110

- When ordering specify:
- Product number
 - Fabric vendor, pattern and color
 - Room layout

1801-RE STRAIGHT SEAT, RIGHT END, MODULAR

W: 23" D: 27.75" H: 33" SW: 23" SD: 20" SH: 18.5" AH: – WT: 32 lb.

	B/COM	C	D	E	F	G	H	I	J
Zone 1:	1280	1339	1410	1488	1605	1722	1836	1953	2067
Zone 2:	1309	1368	1439	1517	1634	1751	1865	1982	2096
Zone 3:	1338	1397	1468	1546	1663	1780	1894	2011	2125
Zone 4:	1365	1424	1495	1573	1690	1807	1921	2038	2152

Loop products available in modular configurations only. Modular seating orders must include a layout to ensure proper configuration. Contrasting fabric panel on back is available, refer to Fabric Zone details for more information. COM fabric requirement for contrasting panel is 0.75 yds.

General Information:

COM: 3.25 yd. ♦
 WOOD SPECS: n/a
 MOIS. BARR: included
 CA TB133: +\$130



1801-IW-RE INSIDE WEDGE SEAT, RIGHT END, MODULAR

W: 10.5" D: 27.75" H: 33" SW: 10.5"* SD: 20" SH: 18.5" AH: – WT: 23 lb.

	B/COM	C	D	E	F	G	H	I	J
Zone 1:	1145	1199	1265	1337	1445	1553	1658	1766	1871
Zone 2:	1170	1224	1290	1362	1470	1578	1683	1791	1896
Zone 3:	1196	1250	1316	1388	1496	1604	1709	1817	1922
Zone 4:	1224	1278	1344	1416	1524	1632	1737	1845	1950

Loop products available in modular configurations only. Modular seating orders must include a layout to ensure proper configuration. Front edge is 10.5". Wedge width ranges from 10.5" - 20". Contrasting fabric panel on back is available, refer to Fabric Zone details for more information. COM fabric requirement for contrasting panel is 0.75 yds.

General Information:

COM: 3 yd. ♦
 WOOD SPECS: n/a
 MOIS. BARR: included
 CA TB133: +\$120



1801-OW-RE OUTSIDE WEDGE SEAT, RIGHT END, MODULAR

W: 22.5" D: 27.75" H: 33" SW: 22.5"* SD: 20" SH: 18.5" AH: – WT: 21 lb.

	B/COM	C	D	E	F	G	H	I	J
Zone 1:	1148	1198	1258	1324	1423	1522	1618	1717	1814
Zone 2:	1175	1225	1285	1351	1450	1549	1645	1744	1841
Zone 3:	1200	1250	1310	1376	1475	1574	1670	1769	1866
Zone 4:	1226	1276	1336	1402	1501	1600	1696	1795	1892

Loop products available in modular configurations only. Modular seating orders must include a layout to ensure proper configuration. Front edge is 22.5". Wedge width ranges from 22.5" - 13.5". Contrasting fabric panel on back is available, refer to Fabric Zone details for more information. COM fabric requirement for contrasting panel is 0.75 yds.

General Information:

COM: 2.75 yd. ♦
 WOOD SPECS: n/a
 MOIS. BARR: included
 CA TB133: +\$110



When ordering specify:
 Product number
 Fabric vendor, pattern and color
 Room layout

Mission



7020140 SIDE CHAIR, WOOD SEAT, WOOD BACK

W: 22" D: 24.75" H: 33" SW: 18.5" SD: 19" SH: 18.25" AH: 20.25" WT: 16 lb.

Price by Shipping Zone				
Zone	1	2	3	4
	974	997	1021	1045

A solid wood back is standard if no back style is specified. Price includes Plastitack glides.

General Information:

COM: n/a ♦
WOOD SPECS: Beech
MOIS. BARR: n/a
CA TB133: n/a



7020142 SIDE CHAIR, UPH SEAT, WOOD BACK

W: 22" D: 24.75" H: 33" SW: 18.5" SD: 19" SH: 18.25" AH: 20.25" WT: 16 lb.

	B/COM	C	D	E	F	G	H	I	J
Zone 1:	909	916	925	934	949	963	977	992	1006
Zone 2:	932	939	948	957	972	986	1000	1015	1029
Zone 3:	953	960	969	978	993	1007	1021	1036	1050
Zone 4:	975	982	991	1000	1015	1029	1043	1058	1072

A solid wood back is standard if no back style is specified. Price includes Plastitack glides.

General Information:

COM: 0.4 yd. ♦
WOOD SPECS: Beech
MOIS. BARR: +\$6
CA TB133: +\$16



7020144 SIDE CHAIR, UPH SEAT, UPH BACK

W: 22" D: 24.75" H: 33" SW: 18.5" SD: 19" SH: 18.25" AH: 20.25" WT: 18 lb.

	B/COM	C	D	E	F	G	H	I	J
Zone 1:	978	991	1006	1023	1048	1074	1098	1123	1148
Zone 2:	1000	1013	1028	1045	1070	1096	1120	1145	1170
Zone 3:	1023	1036	1051	1068	1093	1119	1143	1168	1193
Zone 4:	1045	1058	1073	1090	1115	1141	1165	1190	1215

A solid wood back is standard if no back style is specified. Price includes Plastitack glides.

General Information:

COM: 0.7 yd. ♦
WOOD SPECS: Beech
MOIS. BARR: +\$6
CA TB133: +\$28

Mission Back Styles:

Mission-Vertical Design



Mission-Radial Design



Mission-Horizontal Design



- When ordering specify:
- Product number
 - Fabric vendor, pattern and color
 - Finish
 - Moisture barrier option
 - Back Style



7320140 ARM CHAIR, WOOD SEAT, WOOD BACK

W: 22" D: 24.75" H: 33" SW: 18.5" SD: 19" SH: 18.25" AH: 26" WT: 16 lb.

Price by Shipping Zone				
Zone	1	2	3	4
	1020	1045	1068	1093

A solid wood back is standard if no back style is specified. Price includes Plastitack glides.

General Information:

COM: n/a ♦
WOOD SPECS: Beech
MOIS. BARR: n/a
CA TB133: n/a

7320142 ARM CHAIR, UPH SEAT, WOOD BACK

W: 22" D: 24.75" H: 33" SW: 18.5" SD: 19" SH: 18.25" AH: 26" WT: 16 lb.

	B/COM	C	D	E	F	G	H	I	J
Zone 1:	955	962	971	980	995	1009	1023	1038	1052
Zone 2:	977	984	993	1002	1017	1031	1045	1060	1074
Zone 3:	1000	1007	1016	1025	1040	1054	1068	1083	1097
Zone 4:	1023	1030	1039	1048	1063	1077	1091	1106	1120

A solid wood back is standard if no back style is specified. Price includes Plastitack glides.

General Information:

COM: 0.4 yd. ♦
WOOD SPECS: Beech
MOIS. BARR: +\$6
CA TB133: +\$16



7320144 ARM CHAIR, UPH SEAT, UPH BACK

W: 22" D: 24.75" H: 33" SW: 18.5" SD: 19" SH: 18.25" AH: 26" WT: 18 lb.

	B/COM	C	D	E	F	G	H	I	J
Zone 1:	1021	1034	1049	1066	1091	1117	1141	1166	1191
Zone 2:	1044	1057	1072	1089	1114	1140	1164	1189	1214
Zone 3:	1068	1081	1096	1113	1138	1164	1188	1213	1238
Zone 4:	1092	1105	1120	1137	1162	1188	1212	1237	1262

A solid wood back is standard if no back style is specified. Price includes Plastitack glides.

General Information:

COM: 0.7 yd. ♦
WOOD SPECS: Beech
MOIS. BARR: +\$6
CA TB133: +\$28



Accessories

7100001 LASER CUT



+\$41 list per chair
+\$176 list set-up charge per design

See Ordering Information for Laser Cut information.

7100002 LASER CUT WITH COLOR FILL



+\$54 list per chair
+\$176 list set-up charge per design

See Ordering Information for Laser Cut with Color Fill information.

CUSTOM CNC BACK ROUT

+\$36 list per chair
+\$481 list set-up charge per design

Call Customer Care for information.

7144002 CASTERS, SET OF TWO, CARPET SURFACE



Stem Size: 50 mm
WT: 0.5 lb.
Caster Size: 2"
Load Cap: 110 lb. per castor

\$65

Specify locking or non-locking for front or rear legs when ordering.

7144001 REAR LOCKING CASTERS, FRONT NON LOCK SET OF FOUR, CARPET SURFACE



Stem Size: 50 mm
WT: 1 lb.
Caster Size: 2"
Load Cap: 110 lb. per castor

\$79

Includes two front non-locking casters and two rear locking casters.

7144004 CASTERS, SET OF TWO, HARD SURFACE



Stem Size: 50 mm
WT: 0.5 lb.
Caster Size: 2"
Load Cap: 110 lb. per castor

\$65

Specify locking or non-locking for front or rear legs when ordering.

7144003 REAR LOCKING CASTERS, FRONT NON LOCK SET OF FOUR, HARD SURFACE



Stem Size: 50 mm
WT: 1 lb.
Caster Size: 2"
Load Cap: 110 lb. per castor

\$79

Includes two front non-locking casters and two rear locking casters.

- When ordering specify:
- Product number
 - Fabric vendor, pattern and color
 - Finish
 - Moisture barrier option
 - Back Style

Parlor side chairs



7021500 SIDE CHAIR, WOOD SEAT/SEDONA BACK

W: 17" D: 18.75" H: 34.25" SW: 17" SD: 16" SH: 17.5" AH: – WT: 20 lb.

Price by Shipping Zone

Zone	1	2	3	4
	338	348	354	362

Price includes Plastic Tube glides. Frame available in a black finish.

General Information:

COM: n/a ♦
WOOD SPECS: Beech
MOIS. BARR: n/a
CA TB133: n/a



7021502 SIDE CHAIR, WOOD SEAT/WOOD BACK

W: 17" D: 18.75" H: 31" SW: 17" SD: 16" SH: 17.5" AH: – WT: 20 lb.

Price by Shipping Zone

Zone	1	2	3	4
	338	348	354	362

Price includes Plastic Tube glides. Frame available in a black finish.

General Information:

COM: n/a ♦
WOOD SPECS: Beech
MOIS. BARR: n/a
CA TB133: n/a



7021504 SIDE CHAIR, WOOD SEAT/LADDER BACK

W: 17" D: 18.75" H: 31" SW: 17" SD: 16" SH: 17.5" AH: – WT: 20 lb.

Price by Shipping Zone

Zone	1	2	3	4
	338	348	354	362

Price includes Plastic Tube glides. Frame available in a black finish.

General Information:

COM: n/a ♦
WOOD SPECS: Beech
MOIS. BARR: n/a
CA TB133: n/a



7021506 SIDE CHAIR, WOOD SEAT/DOT BACK

W: 17" D: 18.75" H: 31" SW: 17" SD: 16" SH: 17.5" AH: – WT: 20 lb.

Price by Shipping Zone

Zone	1	2	3	4
	338	348	354	362

Price includes Plastic Tube glides. Frame available in a black finish.

General Information:

COM: n/a ♦
WOOD SPECS: Beech
MOIS. BARR: n/a
CA TB133: n/a

Accessories

7100001 LASER CUT



+\$41 list per chair
+\$176 list set-up charge per design

See Ordering Information for Laser Cut information.

7100002 LASER CUT WITH COLOR FILL



+\$54 list per chair
+\$176 list set-up charge per design

See Ordering Information for Laser Cut with Color Fill information.

When ordering specify:

- Product number
- Wood finish
- Metal finish

 **7121500 BAR STOOL, WOOD SEAT/SEDONA BACK**


W: 17" D: 19.25" H: 44.25" SW: 17" SD: 16" SH: 28.75" AH: – WT: 24 lb.

Price by Shipping Zone				
Zone	1	2	3	4
	457	469	478	489

Price includes Plastic Tube glides. Frame available in a black finish.

General Information:

COM: n/a ♦
WOOD SPECS: Beech
MOIS. BARR: n/a
CA TB133: n/a



 **7121502 BAR STOOL, WOOD SEAT/WOOD BACK**

W: 17" D: 19.25" H: 41" SW: 17" SD: 16" SH: 28.75" AH: – WT: 24 lb.

Price by Shipping Zone				
Zone	1	2	3	4
	457	469	478	489

Price includes Plastic Tube glides. Frame available in a black finish.

General Information:

COM: n/a ♦
WOOD SPECS: Beech
MOIS. BARR: n/a
CA TB133: n/a



 **7121504 BAR STOOL, WOOD SEAT/LADDER BACK**

W: 17" D: 19.25" H: 41" SW: 17" SD: 16" SH: 28.75" AH: – WT: 24 lb.

Price by Shipping Zone				
Zone	1	2	3	4
	457	469	478	489

Price includes Plastic Tube glides. Frame available in a black finish.

General Information:

COM: n/a ♦
WOOD SPECS: Beech
MOIS. BARR: n/a
CA TB133: n/a



 **7121506 BAR STOOL, WOOD SEAT/DOT BACK**

W: 17" D: 19.25" H: 41" SW: 17" SD: 16" SH: 28.75" AH: – WT: 24 lb.

Price by Shipping Zone				
Zone	1	2	3	4
	457	469	478	489

Price includes Plastic Tube glides. Frame available in a black finish.

General Information:

COM: n/a ♦
WOOD SPECS: Beech
MOIS. BARR: n/a
CA TB133: n/a



Accessories

7100001 LASER CUT



+\$41 list per chair
+\$176 list set-up charge per design

See Ordering Information for Laser Cut information.

7100002 LASER CUT WITH COLOR FILL

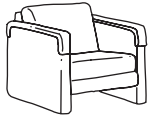


+\$54 list per chair
+\$176 list set-up charge per design

See Ordering Information for Laser Cut with Color Fill information.

When ordering specify:
 Product number
 Wood finish
 Metal finish

Planar



261 CHAIR, WOOD CAP

W: 32.5"	D: 33"	H: 29.5"	SW: 24"	SD: 21"	SH: 17"	AH: 24.25"	WT: 79 lb.		
B/COM	C	D	E	F	G	H	I	J	
Zone 1:	2277	2367	2477	2597	2777	2957	3132	3312	3487
Zone 2:	2329	2419	2529	2649	2829	3009	3184	3364	3539
Zone 3:	2380	2470	2580	2700	2880	3060	3235	3415	3590
Zone 4:	2431	2521	2631	2751	2931	3111	3286	3466	3641

General Information:

COM: 5 yd. ♦
 WOOD SPECS: Oak, Maple
 MOIS. BARR: included
 CA TB133: +\$200

262 LOVESEAT, WOOD CAP

W: 56.5"	D: 33"	H: 29.5"	SW: 48"	SD: 21"	SH: 17"	AH: 24.25"	WT: 112 lb.		
B/COM	C	D	E	F	G	H	I	J	
Zone 1:	3788	3905	4048	4204	4438	4672	4900	5134	5361
Zone 2:	3876	3993	4136	4292	4526	4760	4988	5222	5449
Zone 3:	3963	4080	4223	4379	4613	4847	5075	5309	5536
Zone 4:	4050	4167	4310	4466	4700	4934	5162	5396	5623

General Information:

COM: 6.5 yd. ♦
 WOOD SPECS: Oak, Maple
 MOIS. BARR: included
 CA TB133: +\$260

263 SOFA, WOOD CAP

W: 80.5"	D: 33"	H: 29.5"	SW: 72"	SD: 21"	SH: 17"	AH: 24.25"	WT: 145 lb.		
B/COM	C	D	E	F	G	H	I	J	
Zone 1:	4842	4991	5172	5370	5667	5964	6253	6550	6839
Zone 2:	4954	5103	5284	5482	5779	6076	6365	6662	6951
Zone 3:	5064	5213	5394	5592	5889	6186	6475	6772	7061
Zone 4:	5175	5324	5505	5703	6000	6297	6586	6883	7172

General Information:

COM: 8.25 yd. ♦
 WOOD SPECS: Oak, Maple
 MOIS. BARR: included
 CA TB133: +\$330

260-2T 2 SEAT TANDEM, WOOD CAP

W: 60.75"	D: 33"	H: 29.5"	SW: 24"	SD: 21"	SH: 17"	AH: 24.25"	WT: 134 lb.		
B/COM	C	D	E	F	G	H	I	J	
Zone 1:	4376	4520	4696	4888	5176	5464	5744	6032	6312
Zone 2:	4477	4621	4797	4989	5277	5565	5845	6133	6413
Zone 3:	4579	4723	4899	5091	5379	5667	5947	6235	6515
Zone 4:	4679	4823	4999	5191	5479	5767	6047	6335	6615

General Information:

COM: 8 yd. ♦
 WOOD SPECS: Oak, Maple
 MOIS. BARR: included
 CA TB133: +\$320

260-3T 3 SEAT TANDEM, WOOD CAP

W: 89"	D: 33"	H: 29.5"	SW: 24"	SD: 21"	SH: 17"	AH: 24.25"	WT: 189 lb.		
B/COM	C	D	E	F	G	H	I	J	
Zone 1:	6021	6219	6461	6725	7121	7517	7902	8298	8683
Zone 2:	6160	6358	6600	6864	7260	7656	8041	8437	8822
Zone 3:	6298	6496	6738	7002	7398	7794	8179	8575	8960
Zone 4:	6436	6634	6876	7140	7536	7932	8317	8713	9098

General Information:

COM: 11 yd. ♦
 WOOD SPECS: Oak, Maple
 MOIS. BARR: included
 CA TB133: +\$440

- When ordering specify:
- Product number
 - Fabric vendor, pattern and color
 - Oak or maple wood
 - Finish
 - Optional skid rail
 - Optional tablet



281 CHAIR, WOOD CAP

W: 32.5"	D: 33"	H: 29.5"	SW: 24"	SD: 21"	SH: 17"	AH: 24.25"	WT: 76 lb.		
	B/COM	C	D	E	F	G	H	I	J
Zone 1:	2108	2198	2308	2428	2608	2788	2963	3143	3318
Zone 2:	2155	2245	2355	2475	2655	2835	3010	3190	3365
Zone 3:	2204	2294	2404	2524	2704	2884	3059	3239	3414
Zone 4:	2250	2340	2450	2570	2750	2930	3105	3285	3460

General Information:

COM: 5 yd. ♦
 WOOD SPECS: Oak, Maple
 MOIS. BARR: included
 CA TB133: +\$200

282 LOVESEAT, WOOD CAP

W: 56.5"	D: 33"	H: 29.5"	SW: 48"	SD: 21"	SH: 17"	AH: 24.25"	WT: 109 lb.		
	B/COM	C	D	E	F	G	H	I	J
Zone 1:	3619	3732	3869	4019	4244	4469	4688	4913	5132
Zone 2:	3702	3815	3952	4102	4327	4552	4771	4996	5215
Zone 3:	3785	3898	4035	4185	4410	4635	4854	5079	5298
Zone 4:	3868	3981	4118	4268	4493	4718	4937	5162	5381

General Information:

COM: 6.25 yd. ♦
 WOOD SPECS: Oak, Maple
 MOIS. BARR: included
 CA TB133: +\$250

283 SOFA, WOOD CAP

W: 80.5"	D: 33"	H: 29.5"	SW: 72"	SD: 21"	SH: 17"	AH: 24.25"	WT: 142 lb.		
	B/COM	C	D	E	F	G	H	I	J
Zone 1:	4673	4822	5003	5201	5498	5795	6084	6381	6670
Zone 2:	4780	4929	5110	5308	5605	5902	6191	6488	6777
Zone 3:	4887	5036	5217	5415	5712	6009	6298	6595	6884
Zone 4:	4995	5144	5325	5523	5820	6117	6406	6703	6992

General Information:

COM: 8.25 yd. ♦
 WOOD SPECS: Oak, Maple
 MOIS. BARR: included
 CA TB133: +\$330

280-2T 2 SEAT TANDEM, WOOD CAP

W: 60.75"	D: 33"	H: 29.5"	SW: 24"	SD: 21"	SH: 17"	AH: 24.25"	WT: 128 lb.		
	B/COM	C	D	E	F	G	H	I	J
Zone 1:	4121	4261	4431	4617	4896	5175	5446	5725	5997
Zone 2:	4214	4354	4524	4710	4989	5268	5539	5818	6090
Zone 3:	4308	4448	4618	4804	5083	5362	5633	5912	6184
Zone 4:	4403	4543	4713	4899	5178	5457	5728	6007	6279

General Information:

COM: 7.75 yd. ♦
 WOOD SPECS: Oak, Maple
 MOIS. BARR: included
 CA TB133: +\$310

280-3T 3 SEAT TANDEM, WOOD CAP

W: 89"	D: 33"	H: 29.5"	SW: 24"	SD: 21"	SH: 17"	AH: 24.25"	WT: 180 lb.		
	B/COM	C	D	E	F	G	H	I	J
Zone 1:	5668	5857	6088	6340	6718	7096	7464	7842	8209
Zone 2:	5798	5987	6218	6470	6848	7226	7594	7972	8339
Zone 3:	5928	6117	6348	6600	6978	7356	7724	8102	8469
Zone 4:	6058	6247	6478	6730	7108	7486	7854	8232	8599

General Information:

COM: 10.5 yd. ♦
 WOOD SPECS: Oak, Maple
 MOIS. BARR: included
 CA TB133: +\$420


Accessories

Tablet Arm Options


Tablet Arm \$389
 Self-edge tops available
 Weight capacity on tablet arm is 50 lbs.

Tablet Style Options

Tablet style - please specify laminate and wood finish color.
 Includes a standard laminate surface and finished edge (specify each).



Kidney, self edge
 Kidney, finished wood edge



Oval, self edge
 Oval, finished wood edge

Available on chair (1 per arm), love seats and sofas.

- When ordering Tablet specify:*
- Shape
 - Left or right handed (while sitting in chair)
 - Edge style
 - Wood finish
 - Laminate
 - Quantity (when ordering loveseat or sofa)*

- When ordering specify:*
- Product number
 - Fabric vendor, pattern and color
 - Oak or maple wood
 - Finish
 - Optional skid rail
 - Optional tablet

Plyfold



7023201 FOLDING CHAIR, WOOD SEAT, WOOD BACK, STACKING

W: 19"	D: 22.75"	H: 32.5"	SW: 16.25"	SD: 18"	SH: 18"	AH: –	WT: 15 lb.
Zone 1		Zone 2		Zone 3		Zone 4	
506		519		530		543	

Price includes Plastitack glides.

General Information:

COM: n/a ♦
WOOD SPECS: Beech
MOIS. BARR: n/a
CA TB133: n/a



7028201 FOLDING CHAIR, UPH SEAT AND BACK, WOOD BACKSIDE, STACKING

W: 19"	D: 22.75"	H: 32.5"	SW: 16.25"	SD: 18"	SH: 18"	AH: –	WT: 15 lb.		
B/COM	C	D	E	F	G	H	I	J	
Zone 1:	435	444	455	467	485	503	521	539	556
Zone 2:	444	453	464	476	494	512	530	548	565
Zone 3:	455	464	475	487	505	523	541	559	576
Zone 4:	464	473	484	496	514	532	550	568	585

Price includes Plastitack glides. Back edge wall guard is standard.

General Information:

COM: 0.5 yd. ♦
WOOD SPECS: Beech
MOIS. BARR: +\$6
CA TB133: +\$20



7028202 FOLDING CHAIR, UPH SEAT AND BACK WOOD BACKSIDE, 2" WIDER, STACKING

W: 21"	D: 22.75"	H: 32.5"	SW: 16.25"	SD: 18"	SH: 18"	AH: –	WT: 15 lb.		
B/COM	C	D	E	F	G	H	I	J	
Zone 1:	447	456	467	479	497	515	533	551	568
Zone 2:	456	465	476	488	506	524	542	560	577
Zone 3:	468	477	488	500	518	536	554	572	589
Zone 4:	476	485	496	508	526	544	562	580	597

Price includes Plastitack glides. Back edge wall guard is standard.

General Information:

COM: 0.5 yd. ♦
WOOD SPECS: Beech
MOIS. BARR: +\$6
CA TB133: +\$20



7028204 FOLDING CHAIR, UPH SEAT, WOOD BACK, STACKING

W: 19"	D: 22.75"	H: 32.5"	SW: 16.25"	SD: 18"	SH: 18"	AH: –	WT: 15 lb.		
B/COM	C	D	E	F	G	H	I	J	
Zone 1:	472	481	492	504	522	540	558	576	593
Zone 2:	484	493	504	516	534	552	570	588	605
Zone 3:	493	502	513	525	543	561	579	597	614
Zone 4:	505	514	525	537	555	573	591	609	626

Price includes Plastitack glides.

General Information:

COM: 0.4 yd. ♦
WOOD SPECS: Beech
MOIS. BARR: +\$6
CA TB133: +\$16

When ordering specify:

- Product number
- Fabric vendor, pattern and color
- Finish
- Moisture barrier option

Accessories

7190004 UNDERSEAT PANEL, PLYFOLD STANDARD WIDTH



WT: 1 lb. Beech
\$53

Panels with vinyl or Crypton upholstered seats will be drilled for ventilation. Not available for chairs with all-wood seats.

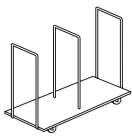
7190012 UNDERSEAT PANEL, PLYFOLD WIDER WIDTH



WT: 1 lb. Beech
\$55

Panels with vinyl or Crypton upholstered seats will be drilled for ventilation. Not available for chairs with all-wood seats.

7034126 DOLLY FOR PLYFOLD CHAIRS



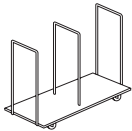
W: 21" D: 49" H: 53" WT: 63 lb.

\$789

W: 21" D: 49" H: 65" WT: 63 lb.
+\$169 DOLLY EXTENSION (7034003)

Dolly extension (7034003) is available.
Plyfold chairs stack 16 high with the dolly and 20 high with the dolly extension.

7034127 4 WHEELED DOLLY 2" WIDER



W: 23" D: 49" H: 55" WT: 63 lb.

\$802

W: 23" D: 49" H: 65" WT: 63 lb.
+\$169 DOLLY EXTENSION (7034003)

Dolly extension (7034003) is available.
Plyfold chairs stack 16 high with the dolly and 20 high with the dolly extension.

7100001 LASER CUT



+\$41 list per chair

+\$176 list set-up charge per design

See Ordering Information for Laser Cut information.

7100002 LASER CUT WITH COLOR FILL



+\$54 list per chair

+\$176 list set-up charge per design

See Ordering Information for Laser Cut with Color Fill information.

CUSTOM CNC BACK ROUT

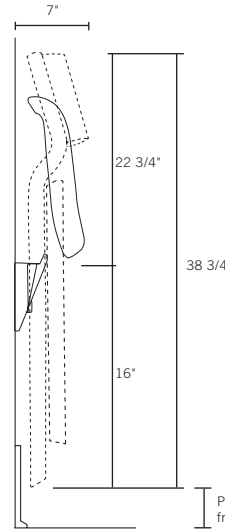
+\$36 list per chair

+\$481 list set-up charge per design

Call Customer Care for information.

7170003 SMARTRAIL®

W: 23.5" D: 3" H: 5" WT: 3 lb.
\$121



No additional hardware is needed. SmartRail® requires no additional hardware to hang the chair. All wall fasteners are included with the SmartRail®.

When ordering specify:
 Product number
 Finish

Plylok upholstered seat



7028742 SIDE CHAIR, UPH SEAT, STACKING

W: 20" D: 22.25" H: 32.75" SW: 16.75" SD: 17.5" SH: 18" AH: - WT: 18 lb.

	B/COM	C	D	E	F	G	H	I	J
Zone 1:	339	353	371	390	419	447	475	504	532
Zone 2:	346	360	378	397	426	454	482	511	539
Zone 3:	353	367	385	404	433	461	489	518	546
Zone 4:	362	376	394	413	442	470	498	527	555

Price includes Chrome Rubber cushioned glides. Plylok chairs without arms stack 8 high. Multiple back style options are available at no additional charge, refer to Back Styles section for more details when ordering.

General Information:

COM: 0.8 yd. ♦
WOOD SPECS: Beech
MOIS. BARR: +\$6
CA TB133: +\$32



7028744 SIDE CHAIR, UPH SEAT, 2" NARROWER, STACKING

W: 18" D: 22" H: 32.25" SW: 16.75" SD: 17.5" SH: 18" AH: - WT: 18 lb.

	B/COM	C	D	E	F	G	H	I	J
Zone 1:	339	353	371	390	419	447	475	504	532
Zone 2:	346	360	378	397	426	454	482	511	539
Zone 3:	353	367	385	404	433	461	489	518	546
Zone 4:	362	376	394	413	442	470	498	527	555

Price includes Chrome Rubber cushioned glides. Plylok chairs without arms stack 8 high. Multiple back style options are available at no additional charge, refer to Back Styles section for more details when ordering.

General Information:

COM: 0.8 yd. ♦
WOOD SPECS: Beech
MOIS. BARR: +\$6
CA TB133: +\$32



7028749 SIDE CHAIR, UPH SEAT, 2" WIDER, STACKING

W: 22.25" D: 23" H: 33.75" SW: 18.75" SD: 17.5" SH: 18" AH: - WT: 20 lb.

	B/COM	C	D	E	F	G	H	I	J
Zone 1:	366	382	402	423	456	488	520	552	584
Zone 2:	375	391	411	432	465	497	529	561	593
Zone 3:	384	400	420	441	474	506	538	570	602
Zone 4:	391	407	427	448	481	513	545	577	609

Price includes Chrome Rubber cushioned glides. Plylok chairs without arms stack 8 high. Multiple back style options are available at no additional charge, refer to Back Styles section for more details when ordering.

General Information:

COM: 0.9 yd. ♦
WOOD SPECS: Beech
MOIS. BARR: +\$6
CA TB133: +\$36



7328748 ARM CHAIR, UPH SEAT, STACKING

W: 24" D: 22.25" H: 32.75" SW: 16.75" SD: 17.5" SH: 18" AH: 25" WT: 22 lb.

	B/COM	C	D	E	F	G	H	I	J
Zone 1:	453	467	485	504	533	561	589	618	646
Zone 2:	464	478	496	515	544	572	600	629	657
Zone 3:	473	487	505	524	553	581	609	638	666
Zone 4:	483	497	515	534	563	591	619	648	676

Price includes Chrome Rubber cushioned glides. Plylok arm chairs stack 7 high. Multiple back style options are available at no additional charge, refer to Back Styles section for more details when ordering.

General Information:

COM: 0.8 yd. ♦
WOOD SPECS: Beech
MOIS. BARR: +\$6
CA TB133: +\$32



7328749 ARM CHAIR, UPH SEAT, 2" WIDER, STACKING

W: 26.25" D: 23" H: 33.75" SW: 18.75" SD: 17.5" SH: 18" AH: 25" WT: 24 lb.

	B/COM	C	D	E	F	G	H	I	J
Zone 1:	480	496	516	537	570	602	634	666	698
Zone 2:	487	503	523	544	577	609	641	673	705
Zone 3:	497	513	533	554	587	619	651	683	715
Zone 4:	506	522	542	563	596	628	660	692	724

Price includes Chrome Rubber cushioned glides. Plylok arm chairs stack 7 high. Multiple back style options are available at no additional charge, refer to Back Styles section for more details when ordering.

General Information:

COM: 0.9 yd. ♦
WOOD SPECS: Beech
MOIS. BARR: +\$6
CA TB133: +\$36



7028843 SLEDBASE CHAIR, UPH SEAT, NONSTACKING

W: 20" D: 22.25" H: 32.5" SW: 16.75" SD: 17.5" SH: 18" AH: - WT: 23 lb.

	B/COM	C	D	E	F	G	H	I	J
Zone 1:	401	415	433	452	481	509	537	566	594
Zone 2:	412	426	444	463	492	520	548	577	605
Zone 3:	420	434	452	471	500	528	556	585	613
Zone 4:	429	443	461	480	509	537	565	594	622

Multiple back style options are available at no additional charge, refer to Back Styles section for more details when ordering.

General Information:

COM: 0.8 yd. ♦
WOOD SPECS: Beech
MOIS. BARR: +\$6
CA TB133: +\$32

- When ordering specify:
- Product number
 - Fabric vendor, pattern and color
 - Finish
 - Moisture barrier option
 - Back style



7023711 SIDE CHAIR, WOOD SEAT, STACKING

W: 18" D: 22.25" H: 33.75" SW: 16.75" SD: 17.25" SH: 18" AH: – WT: 19 lb.

	B/COM	C	D	E	F	G	H	I	J
Zone 1:	333	342	353	365	383	401	419	437	454
Zone 2:	340	349	360	372	390	408	426	444	461
Zone 3:	347	356	367	379	397	415	433	451	468
Zone 4:	356	365	376	388	406	424	442	460	477

Price includes Chrome Rubber cushioned glides. Plylok chairs without arms stack 8 high. Multiple back style options are available at no additional charge, refer to Back Styles section for more details when ordering.

General Information:

COM: 0.5 yd. ♦
 WOOD SPECS: Beech
 MOIS. BARR: n/a
 CA TB133: +\$20

7023712 SIDE CHAIR, WOOD SEAT, 2" NARROWER, STACKING

W: 16" D: 22" H: 33.25" SW: 16.75" SD: 17.25" SH: 18" AH: – WT: 18 lb

	B/COM	C	D	E	F	G	H	I	J
Zone 1:	333	342	353	365	383	401	419	437	454
Zone 2:	340	349	360	372	390	408	426	444	461
Zone 3:	347	356	367	379	397	415	433	451	468
Zone 4:	356	365	376	388	406	424	442	460	477

Price includes Chrome Rubber cushioned glides. Plylok chairs without arms stack 8 high. Multiple back style options are available at no additional charge, refer to Back Styles section for more details when ordering.

General Information:

COM: 0.5 yd. ♦
 WOOD SPECS: Beech
 MOIS. BARR: n/a
 CA TB133: +\$20

7023715 SLEDBASE CHAIR, WOOD SEAT, NONSTACKING

W: 22.25" D: 22.5" H: 33.5" SW: 18.75" SD: 17.25" SH: 18" AH: – WT: 24 lb.

	B/COM	C	D	E	F	G	H	I	J
Zone 1:	397	406	417	429	447	465	483	501	518
Zone 2:	408	417	428	440	458	476	494	512	529
Zone 3:	416	425	436	448	466	484	502	520	537
Zone 4:	425	434	445	457	475	493	511	529	546

Nonstacking. Multiple back style options are available at no additional charge, refer to Back Styles section for more details when ordering.

General Information:

COM: 0.5 yd. ♦
 WOOD SPECS: Beech
 MOIS. BARR: n/a
 CA TB133: +\$20



- When ordering specify:
- Product number
 - Fabric vendor, pattern and color
 - Finish
 - Moisture barrier option
 - Back style

Plylok bar stools, counter stools



7128744 BAR STOOL, UPH SEAT

W: 17.5"	D: 23"	H: 43.25"	SW: 16.75"	SD: 17.5"	SH: 29"	AH: –	WT: 21 lb.		
B/COM	C	D	E	F	G	H	I	J	
Zone 1:	624	638	656	675	704	732	760	789	817
Zone 2:	637	651	669	688	717	745	773	802	830
Zone 3:	651	665	683	702	731	759	787	816	844
Zone 4:	667	681	699	718	747	775	803	832	860

Price includes Chrome Rubber cushioned glides. Multiple back style options are available at no additional charge, refer to Back Styles section for more details when ordering.

General Information:

COM: 0.8 yd. ♦
WOOD SPECS: Beech
MOIS. BARR: +\$6
CA TB133: +\$32

7123712 BAR STOOL, WOOD SEAT

W: 17.5"	D: 23"	H: 43.25"	SW: 16.75"	SD: 17.25"	SH: 28"	AH: –	WT: 23 lb.		
B/COM	C	D	E	F	G	H	I	J	
Zone 1:	618	627	638	650	668	686	704	722	739
Zone 2:	631	640	651	663	681	699	717	735	752
Zone 3:	645	654	665	677	695	713	731	749	766
Zone 4:	660	669	680	692	710	728	746	764	781

Price includes Chrome Rubber cushioned glides. Multiple back style options are available at no additional charge, refer to Back Styles section for more details when ordering.

General Information:

COM: 0.5 yd. ♦
WOOD SPECS: Beech
MOIS. BARR: n/a
CA TB133: +\$20



7228744 COUNTER STOOL, UPH SEAT

W: 17.5"	D: 23"	H: 38.25"	SW: 16.75"	SD: 17.5"	SH: 24"	AH: –	WT: 20 lb.		
B/COM	C	D	E	F	G	H	I	J	
Zone 1:	621	635	653	672	701	729	757	786	814
Zone 2:	635	649	667	686	715	743	771	800	828
Zone 3:	648	662	680	699	728	756	784	813	841
Zone 4:	663	677	695	714	743	771	799	828	856

Price includes Chrome Rubber cushioned glides. Multiple back style options are available at no additional charge, refer to Back Styles section for more details when ordering.

General Information:

COM: 0.8 yd. ♦
WOOD SPECS: Beech
MOIS. BARR: +\$6
CA TB133: +\$32

7223712 COUNTER STOOL, WOOD SEAT

W: 17.5"	D: 23"	H: 38.25"	SW: 16.75"	SD: 17.25"	SH: 23"	AH: –	WT: 22 lb.		
B/COM	C	D	E	F	G	H	I	J	
Zone 1:	615	624	635	647	665	683	701	719	736
Zone 2:	629	638	649	661	679	697	715	733	750
Zone 3:	642	651	662	674	692	710	728	746	763
Zone 4:	657	666	677	689	707	725	743	761	778

Price includes Chrome Rubber cushioned glides. Multiple back style options are available at no additional charge, refer to Back Styles section for more details when ordering.

General Information:

COM: 0.5 yd. ♦
WOOD SPECS: Beech
MOIS. BARR: n/a
CA TB133: +\$20

- When ordering specify:
- Product number
 - Fabric vendor, pattern and color
 - Finish
 - Moisture barrier option
 - Back style



7578702 JR. CHAIR, UPH SEAT, UPH BACK WITH WOOD BACKSIDE, STACKING

W: 16.75" D: 20" H: 28.75" SW: 13.75" SD: 15" SH: 16.5" AH: – WT: 11 lb.

	B/COM	C	D	E	F	G	H	I	J
Zone 1:	366	373	382	391	406	420	434	449	463
Zone 2:	373	380	389	398	413	427	441	456	470
Zone 3:	382	389	398	407	422	436	450	465	479
Zone 4:	389	396	405	414	429	443	457	472	486

Price includes Plastitack glides. Plylok Jr. chairs without arms stack 3 high.

General Information:

COM: 0.4 yd. ♦
 WOOD SPECS: Beech
 MOIS. BARR: +\$6
 CA TB133: +\$16

7578400 JR. CHAIR, UPH SEAT, WOOD BACK, STACKING

W: 16.75" D: 20" H: 28.75" SW: 13.75" SD: 15.5" SH: 16.5" AH: – WT: 11 lb.

	B/COM	C	D	E	F	G	H	I	J
Zone 1:	364	369	376	383	394	404	415	426	436
Zone 2:	371	376	383	390	401	411	422	433	443
Zone 3:	380	385	392	399	410	420	431	442	452
Zone 4:	387	392	399	406	417	427	438	449	459

Price includes Plastitack glides. Plylok Jr. chairs without arms stack 3 high.

General Information:

COM: 0.3 yd. ♦
 WOOD SPECS: Beech
 MOIS. BARR: +\$5
 CA TB133: +\$12

7573701 JR. SIDE CHAIR, WOOD SEAT, WOOD BACK, STACKING

W: 16.75" D: 19.5" H: 28.75" SW: 13.75" SD: 15.25" SH: 15.5" AH: – WT: 10 lb.

Price by Shipping Zone				
Zone	1	2	3	4
	357	365	374	381

Price includes Plastitack glides. Plylok Jr. chairs without arms stack 3 high.

General Information:

COM: n/a ♦
 WOOD SPECS: Beech
 MOIS. BARR: n/a
 CA TB133: n/a

- When ordering specify:
- Product number
 - Fabric vendor, pattern and color
 - Finish
 - Moisture barrier option

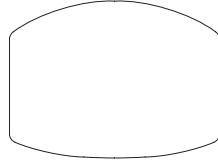
Plylok back styles

Upholstered Front and Back

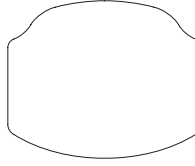
UFUBS Square



UFUBR Round



UFUBT Tapered

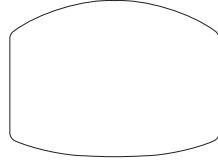


Upholstered Front, Wood Back

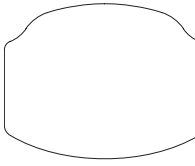
UFWBS Square**



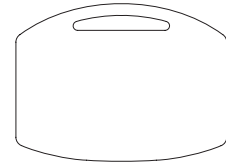
UFWBR Round**




UFWBT Tapered**




UFWBRH Round with Handhold**



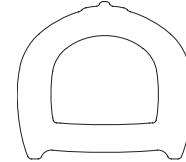
UFWBRF Round Top w/ Fan Back



UFWBTF Tapered Top w/ Fan Back



UFWBTO Tosca

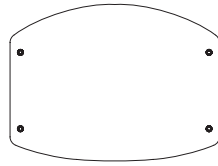


Wood Front and Back

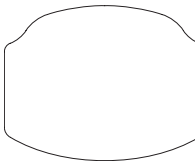
AWBS Square*



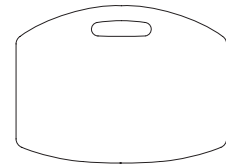
AWBR Round*




AWBT Tapered*




AWBRH Round with Handhold*



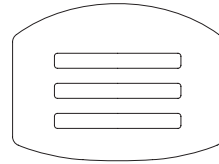
AWBRF Round Top w/ Fan Back



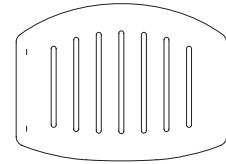
AWBTF Tapered Top w/ Fan Back



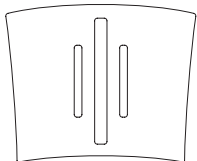
AWBL Ladder Back




AWBM Mission Back



AWB3S 3-Slot Back



AWB6S 6-Slot Back



*Custom CNC Back Rout and/or Laser Cut available.

**Laser Cut available.

Accessories

7144022 ACCESSORIES PLASTIC CAPS FOR 4012 GLIDE


WT: 0.5 lb.
\$4 set of 4

7032000 UNIVERSAL 2-WHEEL CART

WT: 37 lb.


Zone 1	2	3	4
\$606	\$621	\$637	\$650


7070005 DECORATIVE THRU BOLT AND NUT

WT: 1 lb.
\$25

 Available for chairs with all-wood backs.


7070010 WELT CORD

WT: 1 lb. COM Reg 0.1 yd.
\$22


7070011 PLASTIC LEG PROTECTORS

WT: 1 lb. 2" High

 \$21 set of 2 - product number 7070018
 \$42 set of 4

7144014 T MOLD RUNNER

WT: 0.5 lb.
\$22

 Available for sledbase chairs.

7190005 UNDERSEAT WOOD PANEL, PLYLOK MODELS

WT: 1 lb.
\$53


 Panels with vinyl or crypton upholstered seats will be drilled for ventilation. Available for standard width Plylok chairs only.

7190006 UNDERSEAT WOOD PANEL, PLYLOK 2" NARROWER MODELS

WT: 1 lb.
\$53

 Panels with vinyl or crypton upholstered seats will be drilled for ventilation. Available for 2" narrower Plylok chairs only.


7074330 TABLET ARM, FOLDING RIGHT 11.75" WIDE, ALLOWS STACKING, FOR PLYLOK MODELS

WT: 8 lb.


Zone 1	2	3	4
\$266	\$271	\$277	\$284

 Right-handed tablet (located on the left side when facing the chair). Specify a laminate for the tablet arm when ordering. Available for standard and wide width chairs. We recommend stacking no more than 4 high.


7074331 TABLET ARM, FOLDING LEFT, 11.75" WIDE, ALLOWS STACKING, FOR PLYLOK MODELS

WT: 8 lb.


Zone 1	2	3	4
\$266	\$271	\$277	\$284

 Left-handed tablet (located on the right side when facing the chair). Specify a laminate for the tablet arm when ordering. Available for standard and wide width chairs. We recommend stacking no more than 4 high.


7074332 TABLET ARM, FOLDING RIGHT 14" WIDE, ALLOWS STACKING, FOR PLYLOK MODELS

WT: 9 lb.


Zone 1	2	3	4
\$297	\$304	\$312	\$319

 Right-handed tablet (located on the left side when facing the chair). Specify a laminate for the tablet arm when ordering. Available for standard and wide width chairs. We recommend stacking no more than 4 high.


7074333 TABLET ARM, FOLDING LEFT, 14" WIDE, ALLOWS STACKING, FOR PLYLOK MODELS

WT: 9 lb.


Zone 1	2	3	4
\$297	\$304	\$312	\$319

 Left-handed tablet (located on the right side when facing the chair). Specify a laminate for the tablet arm when ordering. Available for standard and wide width chairs. We recommend stacking no more than 4 high.


7074334 TABLET ARM, RIGID RIGHT, 17" WIDE, FOR PLYLOK MODELS

WT: 8 lb.


Zone 1	2	3	4
\$297	\$304	\$312	\$319

 Right-handed tablet (located on the left side when facing the chair). Specify a laminate for the tablet arm when ordering. Available for standard and wide width chairs.


7074335 TABLET ARM, RIGID LEFT, 17" WIDE, FOR PLYLOK MODELS

WT: 8 lb.



Zone 1	2	3	4
\$297	\$304	\$312	\$319

 Left-handed tablet (located on the right side when facing the chair). Specify a laminate for the tablet arm when ordering. Available for standard and wide width chairs.

7100001 LASER CUT


 +\$41 list per chair
 +\$176 list set-up charge per design
 See Ordering Information for Laser Cut information.

7100002 LASER CUT WITH COLOR FILL


 +\$54 list per chair
 +\$176 list set-up charge per design
 See Ordering Information for Laser Cut with Color Fill information.

CUSTOM CNC BACK ROUT

+\$36 list per chair
 +\$481 list set-up charge per design
 Call Customer Care for information.

EXTENDED SEAT PAD

Extended Pad is available at an additional charge. Only available on 2" wider models.
 +\$37 list per chair
 Plylok chairs with the extended seat pad do not stack.

- When ordering specify:
- Product number
 - Fabric vendor, pattern and color
 - Finish
 - Moisture barrier option



51131 CHAIR, ROUND BACK

W: 32.75"	D: 34.5"	H: 33"	SW: 20.5"	SD: 21"	SH: 18.5"	AH: 23.5"	WT: 65 lb.		
B/COM	C	D	E	F	G	H	I	J	
Zone 1:	1812	1898	2002	2116	2287	2458	2624	2795	2962
Zone 2:	1852	1938	2042	2156	2327	2498	2664	2835	3002
Zone 3:	1892	1978	2082	2196	2367	2538	2704	2875	3042
Zone 4:	1934	2020	2124	2238	2409	2580	2746	2917	3084

General Information:

COM: 4.75 yd. ♦
 WOOD SPECS: Oak, Maple
 MOIS. BARR: included
 CA TB133: +\$190

51132 LOVESEAT, ROUND BACK

W: 53.25"	D: 34.5"	H: 33.5"	SW: 41"	SD: 21"	SH: 18.5"	AH: 23.5"	WT: 80 lb.		
B/COM	C	D	E	F	G	H	I	J	
Zone 1:	3007	3124	3267	3423	3657	3891	4119	4353	4580
Zone 2:	3074	3191	3334	3490	3724	3958	4186	4420	4647
Zone 3:	3143	3260	3403	3559	3793	4027	4255	4489	4716
Zone 4:	3212	3329	3472	3628	3862	4096	4324	4558	4785

General Information:


COM: 6.5 yd. ♦
 WOOD SPECS: Oak, Maple
 MOIS. BARR: included
 CA TB133: +\$260

51133 SOFA, ROUND BACK

W: 73.75"	D: 34.5"	H: 34"	SW: 61.5"	SD: 21"	SH: 18.5"	AH: 23.5"	WT: 105 lb.		
B/COM	C	D	E	F	G	H	I	J	
Zone 1:	3624	3804	4024	4264	4624	4984	5334	5694	6044
Zone 2:	3704	3884	4104	4344	4704	5064	5414	5774	6124
Zone 3:	3788	3968	4188	4428	4788	5148	5498	5858	6208
Zone 4:	3868	4048	4268	4508	4868	5228	5578	5938	6288

General Information:

COM: 10 yd. ♦
 WOOD SPECS: Oak, Maple
 MOIS. BARR: included
 CA TB133: +\$400



51171 CHAIR, SQUARE BACK

W: 32.75"	D: 35.75"	H: 37.75"	SW: 20.5"	SD: 21"	SH: 18.5"	AH: 23.5"	WT: 71 lb.		
B/COM	C	D	E	F	G	H	I	J	
Zone 1:	1882	1972	2082	2202	2382	2562	2737	2917	3092
Zone 2:	1924	2014	2124	2244	2424	2604	2779	2959	3134
Zone 3:	1965	2055	2165	2285	2465	2645	2820	3000	3175
Zone 4:	2009	2099	2209	2329	2509	2689	2864	3044	3219

General Information:

COM: 5 yd. ♦
 WOOD SPECS: Oak, Maple
 MOIS. BARR: included
 CA TB133: +\$200

51172 LOVESEAT, SQUARE BACK

W: 53.25"	D: 35.75"	H: 38"	SW: 41"	SD: 21"	SH: 18.5"	AH: 23.5"	WT: 91 lb.		
B/COM	C	D	E	F	G	H	I	J	
Zone 1:	3115	3241	3395	3563	3815	4067	4312	4564	4809
Zone 2:	3185	3311	3465	3633	3885	4137	4382	4634	4879
Zone 3:	3257	3383	3537	3705	3957	4209	4454	4706	4951
Zone 4:	3328	3454	3608	3776	4028	4280	4525	4777	5022

General Information:

COM: 7 yd. ♦
 WOOD SPECS: Oak, Maple
 MOIS. BARR: included
 CA TB133: +\$280

51173 SOFA, SQUARE BACK

W: 73.75"	D: 35.75"	H: 38.25"	SW: 61.5"	SD: 21"	SH: 18.5"	AH: 23.5"	WT: 110 lb.		
B/COM	C	D	E	F	G	H	I	J	
Zone 1:	3750	3935	4160	4406	4775	5144	5503	5872	6231
Zone 2:	3835	4020	4245	4491	4860	5229	5588	5957	6316
Zone 3:	3920	4105	4330	4576	4945	5314	5673	6042	6401
Zone 4:	4004	4189	4414	4660	5029	5398	5757	6126	6485

General Information:

COM: 10.25 yd. ♦
 WOOD SPECS: Oak, Maple
 MOIS. BARR: included
 CA TB133: +\$410

When ordering specify:
 Product number
 Fabric vendor, pattern and color
 Oak or maple wood
 Finish



51161 CHAIR, LARGE SCALE, ROUND BACK

W: 35"	D: 34.5"	H: 33"	SW: 23"	SD: 21"	SH: 18.5"	AH: 23.5"	WT: 72 lb.		
B/COM	C	D	E	F	G	H	I	J	
Zone 1:	2004	2094	2204	2324	2504	2684	2859	3039	3214
Zone 2:	2051	2141	2251	2371	2551	2731	2906	3086	3261
Zone 3:	2095	2185	2295	2415	2595	2775	2950	3130	3305
Zone 4:	2139	2229	2339	2459	2639	2819	2994	3174	3349

General Information:

COM: 5 yd. ♦
 WOOD SPECS: Oak, Maple
 MOIS. BARR: included
 CA TB133: +\$200

51162 LOVESEAT, LARGE SCALE, ROUND BACK

W: 58"	D: 34.5"	H: 33.5"	SW: 46"	SD: 21"	SH: 18.5"	AH: 23.5"	WT: 92 lb.		
B/COM	C	D	E	F	G	H	I	J	
Zone 1:	3357	3488	3647	3821	4082	4343	4597	4858	5112
Zone 2:	3433	3564	3723	3897	4158	4419	4673	4934	5188
Zone 3:	3510	3641	3800	3974	4235	4496	4750	5011	5265
Zone 4:	3586	3717	3876	4050	4311	4572	4826	5087	5341

General Information:

COM: 7.25 yd. ♦
 WOOD SPECS: Oak, Maple
 MOIS. BARR: included
 CA TB133: +\$290

51163 SOFA, LARGE SCALE, ROUND BACK

W: 81"	D: 34.5"	H: 34"	SW: 69"	SD: 21"	SH: 18.5"	AH: 23.5"	WT: 111 lb.		
B/COM	C	D	E	F	G	H	I	J	
Zone 1:	4048	4228	4448	4688	5048	5408	5758	6118	6468
Zone 2:	4137	4317	4537	4777	5137	5497	5847	6207	6557
Zone 3:	4230	4410	4630	4870	5230	5590	5940	6300	6650
Zone 4:	4323	4503	4723	4963	5323	5683	6033	6393	6743

General Information:

COM: 10 yd. ♦
 WOOD SPECS: Oak, Maple
 MOIS. BARR: included
 CA TB133: +\$400

51181 CHAIR, LARGE SCALE, SQUARE BACK

W: 36.5"	D: 35.75"	H: 37.75"	SW: 23"	SD: 21"	SH: 18.5"	AH: 23.5"	WT: 75 lb.		
B/COM	C	D	E	F	G	H	I	J	
Zone 1:	2200	2286	2390	2504	2675	2846	3012	3183	3350
Zone 2:	2249	2335	2439	2553	2724	2895	3061	3232	3399
Zone 3:	2300	2386	2490	2604	2775	2946	3112	3283	3450
Zone 4:	2349	2435	2539	2653	2824	2995	3161	3332	3499

General Information:

COM: 4.75 yd. ♦
 WOOD SPECS: Oak, Maple
 MOIS. BARR: included
 CA TB133: +\$190



51182 LOVESEAT, LARGE SCALE, SQUARE BACK

W: 58"	D: 35.75"	H: 38"	SW: 46"	SD: 21"	SH: 18.5"	AH: 23.5"	WT: 96 lb.		
B/COM	C	D	E	F	G	H	I	J	
Zone 1:	3682	3808	3962	4130	4382	4634	4879	5131	5376
Zone 2:	3766	3892	4046	4214	4466	4718	4963	5215	5460
Zone 3:	3850	3976	4130	4298	4550	4802	5047	5299	5544
Zone 4:	3933	4059	4213	4381	4633	4885	5130	5382	5627

General Information:

COM: 7 yd. ♦
 WOOD SPECS: Oak, Maple
 MOIS. BARR: included
 CA TB133: +\$280

51183 SOFA, LARGE SCALE, SQUARE BACK


W: 81"	D: 35.75"	H: 38.25"	SW: 69"	SD: 21"	SH: 18.5"	AH: 23.5"	WT: 115 lb.		
B/COM	C	D	E	F	G	H	I	J	
Zone 1:	4422	4611	4842	5094	5472	5850	6218	6596	6963
Zone 2:	4524	4713	4944	5196	5574	5952	6320	6698	7065
Zone 3:	4622	4811	5042	5294	5672	6050	6418	6796	7163
Zone 4:	4724	4913	5144	5396	5774	6152	6520	6898	7265

General Information:


COM: 10.5 yd. ♦
 WOOD SPECS: Oak, Maple
 MOIS. BARR: included
 CA TB133: +\$420

When ordering specify:
 Product number
 Fabric vendor, pattern and color
 Oak or maple wood
 Finish



Rally modular lounge



Arm Styles



Leg Options



Metal feet available in silver color only.

64341HC \$132
64141HC \$99
64241HC \$99

64341HC \$282
64141HC \$212
64241HC \$212

Power Options



OR



OR



For Models 64141HC, 64241HC, and 64500, must specify black or silver. Cord length is 9'.

For Models 64341HC and 64-OT w/low top, must specify black or silver.

Arm and Back Options



Models 64241HC, 64311HC & 64111HC Thermoform only.



All models except mid back. 64441HC \$164

Ottoman Options



H: 15"
WT: 55 lb.

Mid-back Option



Overall height: 35"
COM Yds: Add .25 yds

Fabric zoning not recommended for use with Indulge arm.



Overall height: 35"
COM Yds: Add .5 yds

- When ordering specify:
- Product number
 - Fabric vendor, pattern and color
 - Leg option
 - Thermoform color
 - Power option and color
 - Wood option only
 - Finish
 - Oak or Maple

Ganging Option

For models 64131HC, 64121HC \$38 (part no 7071121)
For model 64311HC \$60 (part no 7070031)
For model 64111HC \$60 (part no 7070030)
For model 64241HC \$60 (part no 7070021 and 7070030)

For models 64341HC, 64141HC, 64401HC and 64441HC \$60 (part no 7070022)
For model 64-CT-OT \$108 (part no 7070023)
For model 64-OT \$108 (part no 7070023)

64331HC ASPIRE CHAIR


W: 34.25" D: 31.5" H: 31" SW: 23" SD: 21.5" SH: 18" AH: 26.5" WT: 62 lb.

	B/COM	C	D	E	F	G	H	I	J
Zone 1:	1808	1921	2058	2208	2433	2658	2877	3102	3321
Zone 2:	1850	1963	2100	2250	2475	2700	2919	3144	3363
Zone 3:	1891	2004	2141	2291	2516	2741	2960	3185	3404
Zone 4:	1932	2045	2182	2332	2557	2782	3001	3226	3445

See beginning of section for details on standard and optional items and pricing. Cannot be ganged.

General Information:

COM: 6.25 yd. ♦
 WOOD SPECS: Oak or Maple
 MOIS. BARR: included
 CA TB133: +\$250



64131HC ASPIRE CHAIR WITH 1 UPHOLSTERED ARM


W: 28.75" D: 31.5" H: 31" SW: 23" SD: 21.5" SH: 18" AH: 26.5" WT: 49 lb.

	B/COM	C	D	E	F	G	H	I	J
Zone 1:	1662	1748	1852	1966	2137	2308	2474	2645	2812
Zone 2:	1700	1786	1890	2004	2175	2346	2512	2683	2850
Zone 3:	1739	1825	1929	2043	2214	2385	2551	2722	2889
Zone 4:	1777	1863	1967	2081	2252	2423	2589	2760	2927

When ordering, specify arm location (right or left) as facing the unit. Please use code RA (right arm) or LA (left arm). Ganging is available (7070021). See beginning of section for details on standard and optional items and pricing.

General Information:

COM: 4.75 yd. ♦
 WOOD SPECS: Oak or Maple
 MOIS. BARR: included
 CA TB133: +\$190



64311HC EMBRACE CHAIR


W: 30" D: 31.5" H: 31" SW: 23" SD: 21.5" SH: 18" AH: 26" WT: 60 lb.

	B/COM	C	D	E	F	G	H	I	J
Zone 1:	1792	1900	2032	2176	2392	2608	2818	3034	3244
Zone 2:	1833	1941	2073	2217	2433	2649	2859	3075	3285
Zone 3:	1873	1981	2113	2257	2473	2689	2899	3115	3325
Zone 4:	1914	2022	2154	2298	2514	2730	2940	3156	3366

Ganging is available (7070031). See beginning of section for details on standard and optional items and pricing.

General Information:

COM: 6 yd. ♦
 WOOD SPECS: Oak or Maple
 MOIS. BARR: included
 CA TB133: +\$240



64111HC EMBRACE CHAIR WITH 1 UPHOLSTERED ARM


W: 26.5" D: 31.5" H: 31" SW: 23" SD: 21.5" SH: 18" AH: 26" WT: 49 lb.

	B/COM	C	D	E	F	G	H	I	J
Zone 1:	1649	1735	1839	1953	2124	2295	2461	2632	2799
Zone 2:	1687	1773	1877	1991	2162	2333	2499	2670	2837
Zone 3:	1725	1811	1915	2029	2200	2371	2537	2708	2875
Zone 4:	1763	1849	1953	2067	2238	2409	2575	2746	2913

When ordering, specify arm location (right or left) as facing the unit. Please use code RA (right arm) or LA (left arm). Ganging is available (7070030). See beginning of section for details on standard and optional items and pricing.


General Information:

COM: 4.75 yd. ♦
 WOOD SPECS: Oak or Maple
 MOIS. BARR: included
 CA TB133: +\$190



- When ordering specify:
- Product number
 - Fabric vendor, pattern and color
 - Leg option
 - Thermoform color
 - Wood option only
 - Finish
 - Oak or Maple

Rally modular lounge




64321HC INDULGE CHAIR

W: 34"	D: 31.5"	H: 31"	SW: 23"	SD: 21.5"	SH: 18"	AH: 23.5"	WT: 60 lb.		
	B/COM	C	D	E	F	G	H	I	J
Zone 1:	1786	1885	2006	2138	2336	2534	2727	2925	3117
Zone 2:	1827	1926	2047	2179	2377	2575	2768	2966	3158
Zone 3:	1867	1966	2087	2219	2417	2615	2808	3006	3198
Zone 4:	1908	2007	2128	2260	2458	2656	2849	3047	3239

See beginning of section for details on standard and optional items and pricing. Cannot be ganged.

General Information:

COM: 5.5 yd. ♦
WOOD SPECS: Oak or Maple
MOIS. BARR: included
CA TB133: +\$220



64121HC INDULGE CHAIR WITH 1 UPHOLSTERED ARM

W: 28.5"	D: 31.5"	H: 31"	SW: 23"	SD: 21.5"	SH: 18"	AH: 23.5"	WT: 49 lb.		
	B/COM	C	D	E	F	G	H	I	J
Zone 1:	1646	1727	1826	1934	2096	2258	2416	2578	2735
Zone 2:	1684	1765	1864	1972	2134	2296	2454	2616	2773
Zone 3:	1722	1803	1902	2010	2172	2334	2492	2654	2811
Zone 4:	1760	1841	1940	2048	2210	2372	2530	2692	2849

When ordering, specify arm location (right or left) as facing the unit. Please use code RA (right arm) or LA (left arm). Ganging is available (7070021). See beginning of section for details on standard and optional items and pricing.

General Information:

COM: 4.5 yd. ♦
WOOD SPECS: Oak or Maple
MOIS. BARR: included
CA TB133: +\$180



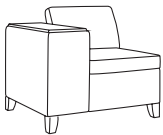
64341HC COMPOSE CHAIR

W: 46"	D: 31.5"	H: 31"	SW: 23"	SD: 21.5"	SH: 18"	AH: 26"	WT: 116 lb.		
	B/COM	C	D	E	F	G	H	I	J
Zone 1:	3323	3436	3573	3723	3948	4173	4392	4617	4836
Zone 2:	3400	3513	3650	3800	4025	4250	4469	4694	4913
Zone 3:	3477	3590	3727	3877	4102	4327	4546	4771	4990
Zone 4:	3554	3667	3804	3954	4179	4404	4623	4848	5067

Specify thermoform color when ordering. Ganging is available (7070022). Power is available on both arms. See beginning of section for details on standard and optional items and pricing.

General Information:

COM: 9.5 yd. ♦
WOOD SPECS: Oak or Maple
MOIS. BARR: included
CA TB133: +\$250




64141HC COMPOSE CHAIR WITH 1 TABLE ARM

W: 34.5"	D: 31.5"	H: 31"	SW: 23"	SD: 21.5"	SH: 18"	AH: 26"	WT: 77 lb.		
	B/COM	C	D	E	F	G	H	I	J
Zone 1:	2273	2359	2463	2577	2748	2919	3085	3256	3423
Zone 2:	2326	2412	2516	2630	2801	2972	3138	3309	3476
Zone 3:	2378	2464	2568	2682	2853	3024	3190	3361	3528
Zone 4:	2432	2518	2622	2736	2907	3078	3244	3415	3582

When ordering, specify arm location (right or left) as facing the unit. Please use code LART (left arm, right table) or LTRA (left table, right arm). Specify thermoform color when ordering. Ganging is available (7070022). Power is available. See beginning of section for details on standard and optional items and pricing.

General Information:

COM: 4.75 yd. ♦
WOOD SPECS: Oak or Maple
MOIS. BARR: included
CA TB133: +\$190



64241HC COMPOSE CHAIR WITH 1 TABLE ARM AND 1 EMBRACE ARM

W: 38"	D: 31.5"	H: 31"	SW: 23"	SD: 21.5"	SH: 18"	AH: 26"	WT: 89 lb.		
	B/COM	C	D	E	F	G	H	I	J
Zone 1:	2700	2813	2950	3100	3325	3550	3769	3994	4213
Zone 2:	2761	2874	3011	3161	3386	3611	3830	4055	4274
Zone 3:	2824	2937	3074	3224	3449	3674	3893	4118	4337
Zone 4:	2886	2999	3136	3286	3511	3736	3955	4180	4399

When ordering, specify arm location (right or left) as facing the unit. Please use code LART (left arm, right table) or LTRA (left table, right arm). Specify thermoform color when ordering. Ganging is available (7070021). Ganging is available (7070030). Power is available. See beginning of section for details on standard and optional items and pricing.

General Information:

COM: 6.25 yd. ♦
WOOD SPECS: Oak or Maple
MOIS. BARR: included
CA TB133: +\$250

When ordering specify:

- Product number
- Fabric vendor, pattern and color
- Leg option
- Thermoform color
- Power option and color
- Wood option only
- Finish
- Oak or Maple

64401HC CHAIR ARMLESS

W: 23"	D: 31.5"	H: 31"	SW: 23"	SD: 21.5"	SH: 18"	AH: n/a	WT: 38 lb.		
	B/COM	C	D	E	F	G	H	I	J
Zone 1:	1226	1289	1366	1450	1576	1702	1825	1951	2073
Zone 2:	1255	1318	1395	1479	1605	1731	1854	1980	2102
Zone 3:	1282	1345	1422	1506	1632	1758	1881	2007	2129
Zone 4:	1311	1374	1451	1535	1661	1787	1910	2036	2158

Ganging is available (7070022). See beginning of section for details on standard and optional items and pricing.

General Information:

COM: 3.5 yd. ♦
 WOOD SPECS: Oak or Maple
 MOIS. BARR: included
 CA TB133: +\$140




64441HC CHAIR, CORNER UNIT

W: 31"	D: 31"	H: 31"	SW: 23"	SD: 21.5"	SH: 18"	AH: n/a	WT: 65 lb.		
	B/COM	C	D	E	F	G	H	I	J
Zone 1:	1853	1943	2053	2173	2353	2533	2708	2888	3063
Zone 2:	1895	1985	2095	2215	2395	2575	2750	2930	3105
Zone 3:	1938	2028	2138	2258	2438	2618	2793	2973	3148
Zone 4:	1980	2070	2180	2300	2480	2660	2835	3015	3190

Ganging is available (7070022). See beginning of section for details on standard and optional items and pricing.

General Information:

COM: 5 yd. ♦
 WOOD SPECS: Oak or Maple
 MOIS. BARR: included
 CA TB133: +\$200




64500 INTEGRATED TABLE QTY 1-4

W: 22.75"	D: 28.5"	H: 26.75"	SW: n/a	SD: n/a	SH: n/a	AH: n/a	WT: 63 lb.		
	B/COM	C	D	E	F	G	H	I	J
Zone 1:	2091	2123	2126	2203	2266	2329	2390	2453	2515
Zone 2:	2140	2172	2210	2252	2315	2378	2439	2502	2564
Zone 3:	2190	2222	2260	2302	2365	2428	2489	2552	2614
Zone 4:	2239	2271	2309	2351	2414	2477	2538	2601	2663

Table must be permanently attached to 2 units (armless on connection side). Must send in a layout with the order. Casters are not available. Specify thermoform color when ordering. Power is available. See beginning of section for details on standard and optional items and pricing.

General Information:

COM: 1.75 yd. ♦
 WOOD SPECS: Oak or Maple
 MOIS. BARR: n/a
 CA TB133: +\$70



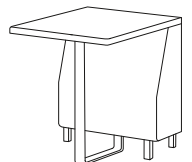
64500 INTEGRATED TABLE QTY 5+

W: 22.75"	D: 28.5"	H: 26.75"	SW: n/a	SD: n/a	SH: n/a	AH: n/a	WT: 63 lb.		
	B/COM	C	D	E	F	G	H	I	J
Zone 1:	1273	1305	1343	1385	1448	1511	1572	1635	1697
Zone 2:	1302	1334	1372	1414	1477	1540	1601	1664	1726
Zone 3:	1332	1364	1402	1444	1507	1570	1631	1694	1756
Zone 4:	1362	1394	1432	1474	1537	1600	1661	1724	1786

Table must be permanently attached to 2 units (armless on connection side). Must send in a layout with the order. Casters are not available. Specify thermoform color when ordering. Power is available. See beginning of section for details on standard and optional items and pricing.

General Information:

COM: 1.75 yd. ♦
 WOOD SPECS: Oak or Maple
 MOIS. BARR: n/a
 CA TB133: +\$70



64-OT OTTOMAN

H: 18"	D: 31"	W: 31"	SH: 18"	SD: n/a	SW: n/a	AH: n/a	WT: 47 lb.		
	B/COM	C	D	E	F	G	H	I	J
Zone 1:	870	929	1000	1078	1195	1312	1426	1543	1657
Zone 2:	890	949	1020	1098	1215	1332	1446	1563	1677
Zone 3:	910	969	1040	1118	1235	1352	1466	1583	1697
Zone 4:	930	989	1060	1138	1255	1372	1486	1603	1717

Ottoman with low table top is available at an additional charge, see beginning of section for details. Specify thermoform color when ordering. Ganging is available (7070023). See beginning of section for details on standard and optional items and pricing.

General Information:

COM: 3.25 yd. ♦
 WOOD SPECS: Oak or Maple
 MOIS. BARR: included
 CA TB133: +\$130



64-CT-OT COFFEE TABLE OTTOMAN

H: 20.75"	D: 31"	W: 31"	SH: n/a	SD: n/a	SW: n/a	AH: n/a	WT: 75 lb.		
	B/COM	C	D	E	F	G	H	I	J
Zone 1:	2087	2123	2167	2215	2287	2359	2429	2501	2571
Zone 2:	2137	2173	2217	2265	2337	2409	2479	2551	2621
Zone 3:	2186	2222	2266	2314	2386	2458	2528	2600	2670
Zone 4:	2235	2271	2315	2363	2435	2507	2577	2649	2719

Specify thermoform color when ordering. Ganging is available (7070023). See beginning of section for details on standard and optional items and pricing.

General Information:

COM: 2 yd. ♦
 WOOD SPECS: Oak or Maple
 MOIS. BARR: included
 CA TB133: +\$80



- When ordering specify:
- Product number
 - Fabric vendor, pattern and color
 - Leg option
 - Thermoform color
 - Power option and color
 - Wood option only
 - Finish
 - Oak or Maple

Reflect



2611 CHAIR, ARCING ARM

W: 29.5"	D: 29"	H: 29.5"	SW: 20"	SD: 19.75"	SH: 18"	AH: 24.5"	WT: 60 lb.		
B/COM	C	D	E	F	G	H	I	J	
Zone 1:	1927	2008	2107	2215	2377	2539	2697	2859	3016
Zone 2:	1971	2052	2151	2259	2421	2583	2741	2903	3060
Zone 3:	2014	2095	2194	2302	2464	2626	2784	2946	3103
Zone 4:	2059	2140	2239	2347	2509	2671	2829	2991	3148

General Information:

COM: 4.5 yd. ♦
 WOOD SPECS: Oak, Maple
 MOIS. BARR: included
 CA TB133: +\$180

2612 LOVESEAT, ARCING ARM

W: 49.5"	D: 29"	H: 29.5"	SW: 40"	SD: 19.75"	SH: 18"	AH: 24.5"	WT: 92 lb.		
B/COM	C	D	E	F	G	H	I	J	
Zone 1:	3402	3515	3652	3802	4027	4252	4471	4696	4915
Zone 2:	3481	3594	3731	3881	4106	4331	4550	4775	4994
Zone 3:	3559	3672	3809	3959	4184	4409	4628	4853	5072
Zone 4:	3638	3751	3888	4038	4263	4488	4707	4932	5151

General Information:

COM: 6.25 yd. ♦
 WOOD SPECS: Oak, Maple
 MOIS. BARR: included
 CA TB133: +\$250

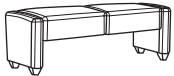
2613 SOFA, ARCING ARM

W: 69.5"	D: 29"	H: 29.5"	SW: 60"	SD: 19.75"	SH: 18"	AH: 24.5"	WT: 124 lb.		
B/COM	C	D	E	F	G	H	I	J	
Zone 1:	4678	4827	5008	5206	5503	5800	6089	6386	6675
Zone 2:	4783	4932	5113	5311	5608	5905	6194	6491	6780
Zone 3:	4890	5039	5220	5418	5715	6012	6301	6598	6887
Zone 4:	4999	5148	5329	5527	5824	6121	6410	6707	6996

General Information:

COM: 8.25 yd. ♦
 WOOD SPECS: Oak, Maple
 MOIS. BARR: included
 CA TB133: +\$330

26122 2 SEAT BENCH

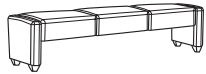


W: 49"	D: 21.5"	H: 18"	SW: 40"	SD: 21.5"	SH: 18"	AH: -	WT: 38 lb.		
B/COM	C	D	E	F	G	H	I	J	
Zone 1:	1693	1752	1823	1901	2018	2135	2249	2366	2480
Zone 2:	1733	1792	1863	1941	2058	2175	2289	2406	2520
Zone 3:	1770	1829	1900	1978	2095	2212	2326	2443	2557
Zone 4:	1809	1868	1939	2017	2134	2251	2365	2482	2596

General Information:

COM: 3.25 yd. ♦
 WOOD SPECS: Oak, Maple
 MOIS. BARR: included
 CA TB133: +\$130

26123 3 SEAT BENCH




W: 69"	D: 21.5"	H: 18"	SW: 60"	SD: 21.5"	SH: 18"	AH: -	WT: 49.5 lb.		
B/COM	C	D	E	F	G	H	I	J	
Zone 1:	2233	2305	2393	2489	2633	2777	2917	3061	3201
Zone 2:	2283	2355	2443	2539	2683	2827	2967	3111	3251
Zone 3:	2334	2406	2494	2590	2734	2878	3018	3162	3302
Zone 4:	2386	2458	2546	2642	2786	2930	3070	3214	3354

General Information:

COM: 4 yd. ♦
 WOOD SPECS: Oak, Maple
 MOIS. BARR: included
 CA TB133: +\$160

When ordering specify:

- Product number
- Fabric vendor, pattern and color
- Oak or maple wood
- Finish



2621 CHAIR, SLOPING ARM

W: 29.5"	D: 29"	H: 29.5"	SW: 20"	SD: 19.75"	SH: 18"	AH: 24.5"	WT: 60 lb.		
	B/COM	C	D	E	F	G	H	I	J
Zone 1:	2030	2111	2210	2318	2480	2642	2800	2962	3119
Zone 2:	2077	2158	2257	2365	2527	2689	2847	3009	3166
Zone 3:	2124	2205	2304	2412	2574	2736	2894	3056	3213
Zone 4:	2169	2250	2349	2457	2619	2781	2939	3101	3258

General Information:

COM: 4.5 yd. ♦
 WOOD SPECS: Oak, Maple
 MOIS. BARR: included
 CA TB133: +\$180

2622 LOVESEAT, SLOPING ARM

W: 49.5"	D: 29"	H: 29.5"	SW: 40"	SD: 19.75"	SH: 18"	AH: 24.5"	WT: 92 lb.		
	B/COM	C	D	E	F	G	H	I	J
Zone 1:	3501	3614	3751	3901	4126	4351	4570	4795	5014
Zone 2:	3582	3695	3832	3982	4207	4432	4651	4876	5095
Zone 3:	3662	3775	3912	4062	4287	4512	4731	4956	5175
Zone 4:	3743	3856	3993	4143	4368	4593	4812	5037	5256

General Information:

COM: 6.25 yd. ♦
 WOOD SPECS: Oak, Maple
 MOIS. BARR: included
 CA TB133: +\$250

2623 SOFA, SLOPING ARM

W: 69.5"	D: 29"	H: 29.5"	SW: 60"	SD: 19.75"	SH: 18"	AH: 24.5"	WT: 124 lb.		
	B/COM	C	D	E	F	G	H	I	J
Zone 1:	4775	4928	5115	5319	5625	5931	6229	6535	6832
Zone 2:	4885	5038	5225	5429	5735	6041	6339	6645	6942
Zone 3:	4994	5147	5334	5538	5844	6150	6448	6754	7051
Zone 4:	5105	5258	5445	5649	5955	6261	6559	6865	7162

General Information:

COM: 8.5 yd. ♦
 WOOD SPECS: Oak, Maple
 MOIS. BARR: included
 CA TB133: +\$340

When ordering specify:
 Product number
 Fabric vendor, pattern and color
 Oak or maple wood
 Finish

Reflect



2631 CHAIR, BULLNOSE ARM

W: 29.5"	D: 29"	H: 29.5"	SW: 20"	SD: 19.75"	SH: 18"	AH: 24.5"	WT: 60 lb.		
	B/COM	C	D	E	F	G	H	I	J
Zone 1:	2126	2203	2296	2398	2551	2704	2853	3006	3155
Zone 2:	2174	2251	2344	2446	2599	2752	2901	3054	3203
Zone 3:	2221	2298	2391	2493	2646	2799	2948	3101	3250
Zone 4:	2270	2347	2440	2542	2695	2848	2997	3150	3299

General Information:

COM: 4.25 yd. ♦
 WOOD SPECS: Oak, Maple
 MOIS. BARR: included
 CA TB133: +\$170

2632 LOVESEAT, BULLNOSE ARM

W: 49.5"	D: 29"	H: 29.5"	SW: 40"	SD: 19.75"	SH: 18"	AH: 24.5"	WT: 92 lb.		
	B/COM	C	D	E	F	G	H	I	J
Zone 1:	3601	3709	3841	3985	4201	4417	4627	4843	5053
Zone 2:	3682	3790	3922	4066	4282	4498	4708	4924	5134
Zone 3:	3765	3873	4005	4149	4365	4581	4791	5007	5217
Zone 4:	3848	3956	4088	4232	4448	4664	4874	5090	5300

General Information:

COM: 6 yd. ♦
 WOOD SPECS: Oak, Maple
 MOIS. BARR: included
 CA TB133: +\$240

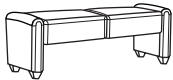
2633 SOFA, BULLNOSE ARM

W: 69.5"	D: 29"	H: 29.5"	SW: 60"	SD: 19.75"	SH: 18"	AH: 24.5"	WT: 124 lb.		
	B/COM	C	D	E	F	G	H	I	J
Zone 1:	4865	5005	5175	5361	5640	5919	6190	6469	6741
Zone 2:	4977	5117	5287	5473	5752	6031	6302	6581	6853
Zone 3:	5090	5230	5400	5586	5865	6144	6415	6694	6966
Zone 4:	5201	5341	5511	5697	5976	6255	6526	6805	7077

General Information:

COM: 7.75 yd. ♦
 WOOD SPECS: Oak, Maple
 MOIS. BARR: included
 CA TB133: +\$310

26322 2 SEAT BENCH



W: 49"	D: 21.5"	H: 19"	SW: 40"	SD: 21.5"	SH: 18"	AH: -	WT: 38 lb.		
	B/COM	C	D	E	F	G	H	I	J
Zone 1:	1864	1923	1994	2072	2189	2306	2420	2537	2651
Zone 2:	1905	1964	2035	2113	2230	2347	2461	2578	2692
Zone 3:	1948	2007	2078	2156	2273	2390	2504	2621	2735
Zone 4:	1992	2051	2122	2200	2317	2434	2548	2665	2779

General Information:

COM: 3.25 yd. ♦
 WOOD SPECS: Oak, Maple
 MOIS. BARR: included
 CA TB133: +\$130

26323 3 SEAT BENCH

W: 69"	D: 21.5"	H: 19"	SW: 60"	SD: 21.5"	SH: 18"	AH: -	WT: 49.5 lb.		
	B/COM	C	D	E	F	G	H	I	J
Zone 1:	2460	2537	2630	2732	2885	3038	3187	3340	3489
Zone 2:	2517	2594	2687	2789	2942	3095	3244	3397	3546
Zone 3:	2573	2650	2743	2845	2998	3151	3300	3453	3602
Zone 4:	2629	2706	2799	2901	3054	3207	3356	3509	3658

General Information:

COM: 4.25 yd. ♦
 WOOD SPECS: Oak, Maple
 MOIS. BARR: included
 CA TB133: +\$170

- When ordering specify:
- Product number
 - Fabric vendor, pattern and color
 - Oak or maple wood
 - Finish



2641 CHAIR, WOOD CAP

W: 29.5"	D: 29"	H: 29.5"	SW: 20"	SD: 19.75"	SH: 18"	AH: 24.5"	WT: 62 lb.		
	B/COM	C	D	E	F	G	H	I	J
Zone 1:	2176	2257	2356	2464	2626	2788	2946	3108	3265
Zone 2:	2226	2307	2406	2514	2676	2838	2996	3158	3315
Zone 3:	2276	2357	2456	2564	2726	2888	3046	3208	3365
Zone 4:	2326	2407	2506	2614	2776	2938	3096	3258	3415

General Information:

COM: 4.5 yd. ♦
 WOOD SPECS: Oak, Maple
 MOIS. BARR: included
 CA TB133: +\$180

2642 LOVESEAT, WOOD CAP

W: 49.5"	D: 29"	H: 29.5"	SW: 40"	SD: 19.75"	SH: 18"	AH: 24.5"	WT: 94 lb.		
	B/COM	C	D	E	F	G	H	I	J
Zone 1:	3647	3760	3897	4047	4272	4497	4716	4941	5160
Zone 2:	3730	3843	3980	4130	4355	4580	4799	5024	5243
Zone 3:	3816	3929	4066	4216	4441	4666	4885	5110	5329
Zone 4:	3898	4011	4148	4298	4523	4748	4967	5192	5411

General Information:

COM: 6.25 yd. ♦
 WOOD SPECS: Oak, Maple
 MOIS. BARR: included
 CA TB133: +\$250

2643 SOFA, WOOD CAP

W: 69.5"	D: 29"	H: 29.5"	SW: 60"	SD: 19.75"	SH: 18"	AH: 24.5"	WT: 126 lb.		
	B/COM	C	D	E	F	G	H	I	J
Zone 1:	4913	5057	5233	5425	5713	6001	6281	6569	6849
Zone 2:	5025	5169	5345	5537	5825	6113	6393	6681	6961
Zone 3:	5138	5282	5458	5650	5938	6226	6506	6794	7074
Zone 4:	5250	5394	5570	5762	6050	6338	6618	6906	7186

General Information:

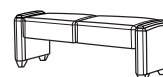
COM: 8 yd. ♦
 WOOD SPECS: Oak, Maple
 MOIS. BARR: included
 CA TB133: +\$320

26422 2 SEAT BENCH, WOOD CAP

W: 49"	D: 21.5"	H: 18"	SW: 40"	SD: 21.5"	SH: 18"	AH: -	WT: 39.5 lb.		
	B/COM	C	D	E	F	G	H	I	J
Zone 1:	1905	1964	2035	2113	2230	2347	2461	2578	2692
Zone 2:	1949	2008	2079	2157	2274	2391	2505	2622	2736
Zone 3:	1995	2054	2125	2203	2320	2437	2551	2668	2782
Zone 4:	2038	2097	2168	2246	2363	2480	2594	2711	2825

General Information:

COM: 3.25 yd. ♦
 WOOD SPECS: Oak, Maple
 MOIS. BARR: included
 CA TB133: +\$130

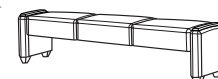


26423 3 SEAT BENCH, WOOD CAP

W: 69"	D: 21.5"	H: 18"	SW: 60"	SD: 21.5"	SH: 18"	AH: -	WT: 51 lb.		
	B/COM	C	D	E	F	G	H	I	J
Zone 1:	2523	2600	2693	2795	2948	3101	3250	3403	3552
Zone 2:	2581	2658	2751	2853	3006	3159	3308	3461	3610
Zone 3:	2639	2716	2809	2911	3064	3217	3366	3519	3668
Zone 4:	2697	2774	2867	2969	3122	3275	3424	3577	3726

General Information:

COM: 4.25 yd. ♦
 WOOD SPECS: Oak, Maple
 MOIS. BARR: included
 CA TB133: +\$170



- When ordering specify:*
- Product number
 - Fabric vendor, pattern and color
 - Oak or maple wood
 - Finish
 - Optional mobility

Reflect wide scale



2641L CHAIR, WIDE, WOOD CAP

W: 31.5"	D: 29"	H: 29.5"	SW: 22"	SD: 19.75"	SH: 18"	AH: 24.5"	WT: 79 lb.		
	B/COM	C	D	E	F	G	H	I	J
Zone 1:	2254	2335	2434	2542	2704	2866	3024	3186	3343
Zone 2:	2306	2387	2486	2594	2756	2918	3076	3238	3395
Zone 3:	2357	2438	2537	2645	2807	2969	3127	3289	3446
Zone 4:	2408	2489	2588	2696	2858	3020	3178	3340	3497

General Information:

COM: 4.5 yd. ♦
 WOOD SPECS: Oak, Maple
 MOIS. BARR: included
 CA TB133: +\$180

2642L LOVESAT, WIDE, WOOD CAP

W: 53.5"	D: 29"	H: 29.5"	SW: 44"	SD: 19.75"	SH: 18"	AH: 24.5"	WT: 109 lb.		
	B/COM	C	D	E	F	G	H	I	J
Zone 1:	3910	4027	4170	4326	4560	4794	5022	5256	5483
Zone 2:	3999	4116	4259	4415	4649	4883	5111	5345	5572
Zone 3:	4090	4207	4350	4506	4740	4974	5202	5436	5663
Zone 4:	4180	4297	4440	4596	4830	5064	5292	5526	5753

General Information:

COM: 6.5 yd. ♦
 WOOD SPECS: Oak, Maple
 MOIS. BARR: included
 CA TB133: +\$260

2643L SOFA, WIDE, WOOD CAP

W: 75.5"	D: 29"	H: 29.5"	SW: 66"	SD: 19.75"	SH: 18"	AH: 24.5"	WT: 141 lb.		
	B/COM	C	D	E	F	G	H	I	J
Zone 1:	5251	5404	5591	5795	6101	6407	6705	7011	7308
Zone 2:	5372	5525	5712	5916	6222	6528	6826	7132	7429
Zone 3:	5492	5645	5832	6036	6342	6648	6946	7252	7549
Zone 4:	5613	5766	5953	6157	6463	6769	7067	7373	7670

General Information:

COM: 8.5 yd. ♦
 WOOD SPECS: Oak, Maple
 MOIS. BARR: included
 CA TB133: +\$340

Accessories


Mobility Option




Includes 2 front casters and back handle
 Price: \$196
 Available on chair models 2641 and 2641L only.
 Handle is available in aluminum only.

Tablet Style Options

Tablet style - please specify laminate and wood finish color.



Kidney, self edge
 Kidney, finished wood edge



Oval, self edge
 Oval, finished wood edge

Available on chair (1 per arm), love seats and sofas.

Tablet Arm Options

Tablet Arm Side - Please specify location by adding the suffix below to the model number.

TL- Left hand sitting, right facing \$496

TR- Right hand sitting, left facing \$496

TB- Left and right hand sitting, facing \$992 Available on loveseat and sofa only.

Tablet style - please specify laminate and wood finish color.

Tablets available on wood cap versions only.

Weight capacity on tablet arm is 50 lbs.

When ordering specify:

- Shape
- Left or right handed (while sitting in chair)
- Edge style
- Wood finish
- Laminate

- When ordering specify:
- Product number
 - Fabric vendor, pattern and color
 - Oak or maple wood
 - Finish
 - Optional Mobility

26-1630 COFFEE TABLE, 16H 30W 30D

W: 30" D: 30" H: 16" WT: 37 lb.

Price by Shipping Zone				
Zone	1	2	3	4
	1337	1369	1401	1432

General Information:

COM: n/a ♦
 WOOD SPECS: Maple
 MOIS. BARR: n/a
 CA TB133: n/a



26-162754 COFFEE TABLE, 16H 54W 27D

W: 54" D: 27" H: 16" WT: 50 lb.

Price by Shipping Zone				
Zone	1	2	3	4
	1641	1680	1719	1758

General Information:

COM: n/a ♦
 WOOD SPECS: Maple
 MOIS. BARR: n/a
 CA TB133: n/a



When ordering specify:
 Product number
 Laminate
 Finish

Regal III



7326054 ARM CHAIR, UPH SEAT AND BACK

W: 22.25"	D: 25"	H: 32.5"	SW: 20"	SD: 18.25"	SH: 18"	AH: 24"	WT: 21 lb.		
B/COM	C	D	E	F	G	H	I	J	
Zone 1:	829	852	881	912	959	1005	1051	1098	1143
Zone 2:	848	871	900	931	978	1024	1070	1117	1162
Zone 3:	867	890	919	950	997	1043	1089	1136	1181
Zone 4:	886	909	938	969	1016	1062	1108	1155	1200

Price includes Plastitack glides. Regal III chairs stack 6 high.

General Information:

COM: 1.3 yd. ♦
 WOOD SPECS: Beech
 MOIS. BARR: +\$8
 CA TB133: +\$52

7026053 SIDE CHAIR, UPH SEAT, UPH BACK

W: 22.25"	D: 25"	H: 32.5"	SW: 17.5"	SD: 18.25"	SH: 18"	AH: –	WT: 21 lb.		
B/COM	C	D	E	F	G	H	I	J	
Zone 1:	808	831	860	891	938	984	1030	1077	1122
Zone 2:	829	852	881	912	959	1005	1051	1098	1143
Zone 3:	847	870	899	930	977	1023	1069	1116	1161
Zone 4:	866	889	918	949	996	1042	1088	1135	1180

Price includes Plastitack glides. Regal III chairs stack 6 high.

General Information:

COM: 1.3 yd. ♦
 WOOD SPECS: Beech
 MOIS. BARR: +\$8
 CA TB133: +\$52

Accessories

7032000 UNIVERSAL 2-WHEEL CART




WT: 37 lb.

Zone 1	2	3	4
	\$606	\$621	\$637
			\$650

When ordering specify:

- Product number
- Fabric vendor, pattern and color
- Finish
- Moisture barrier option



52111 CHAIR

W: 35.5"	D: 33"	H: 31.75"	SW: 22"	SD: 21"	SH: 19.25"	AH: 24.5"	WT: 67 lb.		
	B/COM	C	D	E	F	G	H	I	J
Zone 1:	2166	2279	2416	2566	2791	3016	3235	3460	3679
Zone 2:	2214	2327	2464	2614	2839	3064	3283	3508	3727
Zone 3:	2263	2376	2513	2663	2888	3113	3332	3557	3776
Zone 4:	2311	2424	2561	2711	2936	3161	3380	3605	3824

Contrasting fabric panel on arm cap is available, refer to Fabric Zone details for more information. COM fabric requirement for contrasting arm caps is 1.75 yds.

General Information:

COM: 6.25 yd. ♦
 WOOD SPECS: Oak, Maple
 MOIS. BARR: included
 CA TB133: +\$250

52112 LOVESEAT

W: 57.5"	D: 33"	H: 32.25"	SW: 44"	SD: 21"	SH: 19.25"	AH: 24.5"	WT: 90 lb.		
	B/COM	C	D	E	F	G	H	I	J
Zone 1:	3607	3765	3957	4167	4482	4797	5103	5418	5725
Zone 2:	3689	3847	4039	4249	4564	4879	5185	5500	5807
Zone 3:	3771	3929	4121	4331	4646	4961	5267	5582	5889
Zone 4:	3852	4010	4202	4412	4727	5042	5348	5663	5970

Contrasting fabric panel on arm cap is available, refer to Fabric Zone details for more information. COM fabric requirement for contrasting arm caps is 1.75 yds.

General Information:

COM: 8.75 yd. ♦
 WOOD SPECS: Oak, Maple
 MOIS. BARR: included
 CA TB133: +\$350

52113 SOFA

W: 79.5"	D: 33"	H: 32.75"	SW: 66"	SD: 21"	SH: 19.25"	AH: 24.5"	WT: 112 lb.		
	B/COM	C	D	E	F	G	H	I	J
Zone 1:	4594	4765	4974	5202	5544	5886	6219	6561	6893
Zone 2:	4698	4869	5078	5306	5648	5990	6323	6665	6997
Zone 3:	4803	4974	5183	5411	5753	6095	6428	6770	7102
Zone 4:	4908	5079	5288	5516	5858	6200	6533	6875	7207

Contrasting fabric panel on arm cap is available, refer to Fabric Zone details for more information. COM fabric requirement for contrasting arm caps is 1.75 yds.

General Information:

COM: 9.5 yd. ♦
 WOOD SPECS: Oak, Maple
 MOIS. BARR: included
 CA TB133: +\$380


When ordering specify:
 Product number
 Fabric vendor, pattern and color
 Oak or maple wood
 Finish




Classic (full front)



Arm Cap Options



Leg Styles



*When metal legs are specified, there is no wood trim rail.



Ottoman and Drawer Base options not available on Classic Models



Custom (seat cushion/base options)

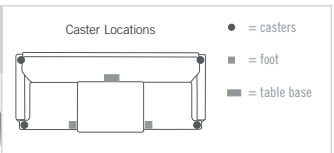


Arm Cap Options



Note: when urethane arm cap is specified, ottoman handle will be urethane also.

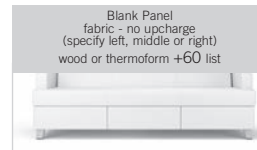
Leg Styles



*There is no wood trim rail on custom models

Specify wood or metal center feet

Base Options - FOR CUSTOM STYLES ONLY



Specify left, middle or right ottomans (Upholstered panel is provided when only one ottoman is specified).

Note: specify left, middle or right as facing for all base options

Power Options



OR



OR



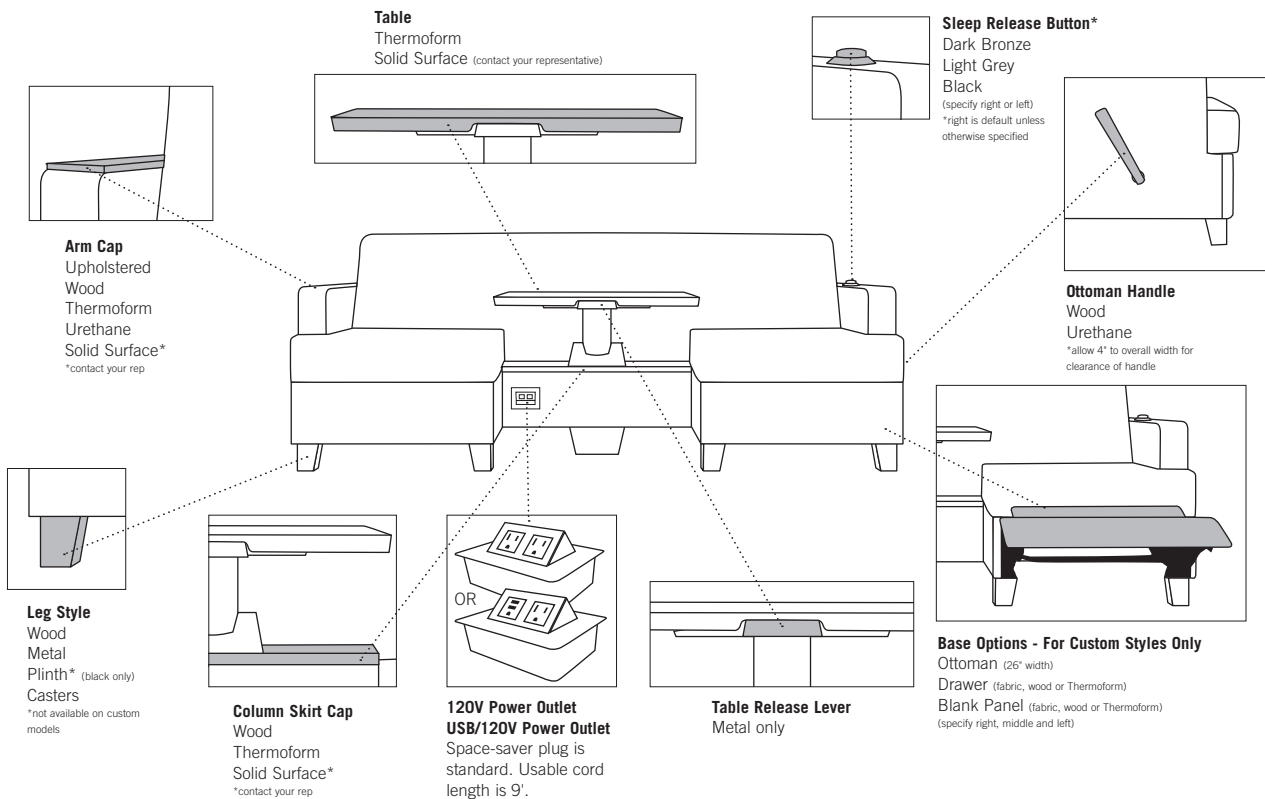
Available in black or silver. Usable cord length is 9'.

Finish Options

Metal Finishes	Wood Finishes	Woodgrain Thermoform Coordinates	Solid Thermoform Coordinates
(select when metal legs are specified or for table release lever when a table model is ordered)	(select when wood is specified for arm caps, feet, drawer, blank panel, ottoman handle, or column skirt cap)	(select when thermoform arm caps, drawers, blank panel, column skirt cap or table are specified)	(select when thermoform arm caps, drawers, blank panel, column skirt cap or table are specified)
silver	natural 73	sugarloaf maple 58873	monterey 62033
gunmetal	amber 74	honey alder 16150	pepperdust 72784
blonde gold	honey 75	solara oak 58665	dark gray 52002
bronze	nutmeg 76	cherry blossom 44060	chocolate 72010
black	henna 77	finesse 58898	beige 72005
Sleep Release Button	urban cherry 78	blossom cherry 58893	calcutta black 52000
(silicone cover)	mahogany 79	clove 58732	brushed aluminum 59988
light grey	sepia 80	palos mahogany 12382	
dark bronze	walnut 81	NO MATCH	
black	molasses 82	verismo 59994	
Urethane	black 83	calcutta black 52000	
(select when urethane arm caps or urethane ottoman handle is specified)			
khaki			
espresso			
black			
Power			
black, silver			

* refer left for coordinating wood finish

Options Legend



Warranty

25 years with the following exceptions:

- Table top and table mechanism - 10 years
- Ottoman mechanism - 10 years
- Pneumatic back cylinder - 5 years
- Sleep surface fabric - 5 years
- Drawer slides - 2 years
- Casters - 2 years
- Nylon Back Fabric - 5 years

Specification Worksheet


For Classic or custom Models						List Price	
Product Number fabric grade							
Armcap (solid surface is an upcharge)	Upholstered (standard) fabric same as below	Wood (standard)	Thermoform (standard)	Urethane (standard)	Solid Surface (upcharge) *contact your rep for pricing	+	
Fabric vendor, pattern and color required						required (no upcharge)	
Leg Style if a wood leg assembly is desired, leave this section blank	Wood Leg Assembly (standard)	Metal Leg Assembly +\$273	Plinth Base* +\$273 *black only	Casters +\$273	Housekeeping Casters +\$273	+	
Wood Species oak or maple						required (no upcharge)	
Wood Finish						required (no upcharge)	
Metal Finish required for table models and metal feet when specified see p. 157 for finish options						required (no upcharge)	
Sleep Release Button specify left or right (as facing) specify finish						required (no upcharge)	
For TABLE Models							
Table Material*	Thermoform (standard)			Solid Surface (upcharge) *contact your rep for pricing		+	
Column Skirt Cap	Wood (standard)	Thermoform (standard)		Solid Surface (upcharge) *contact your rep for pricing		+	
Power	USB/120V outlet +\$445	120V/120V outlet +\$375	USB/120V double outlet +\$890		120V/120V double outlet +\$750	+	
For custom Models							
Base Options for Custom Models only (622 and 622T Series)	Left as facing		Middle		Right as facing		
	Ottoman** +587 list	Drawer (fabric, wood or Thermoform) +235 list	Blank Panel (fabric - no upcharge) Add for wood or Thermoform +60 list	Ottoman** +587 list	Drawer (fabric, wood or Thermoform) +235 list	Blank Panel (fabric - no upcharge) Add for wood or Thermoform +60 list	+
							+
							+
Total List							

* Plinth base is not available with ottomans or drawers.

** Specify wood or urethane pull lever.

Example Specification Worksheet

For Classic or custom Models						List Price	
Product Number fabric grade	62272T, zone 3, grade F					7947	
Armcap (solid surface is an upcharge)	Upholstered (standard) fabric same as below	Wood (standard)	Thermoform (standard)	Urethane (standard)	Solid Surface (upcharge) *contact your rep for pricing	+	
Fabric vendor, pattern and color required	CF Stinson, Capreni Tupelo					required (no upcharge)	
Leg Style if a wood leg assembly is desired, leave this section blank	Wood Leg Assembly (standard)	Metal Leg Assembly +\$273	Plinth Base* +\$273 *black only	Casters +\$273	Housekeeping Casters +\$273	+	
Wood Species oak or maple	Maple					required (no upcharge)	
Wood Finish	Natural					required (no upcharge)	
Metal Finish required for table models and metal feet when specified see p. 157 for finish options	Blonde Gold					(no upcharge)	
Sleep Release Button specify left or right (as facing) specify finish	Left (facing) - light grey					required (no upcharge)	
For TABLE Models							
Table Material*	Thermoform (standard)			Solid Surface (upcharge) *contact your rep for pricing		+	
	508873 Sugarloaf Maple					-	
Column Skirt Cap	Wood (standard)	Thermoform (standard)		Solid Surface (upcharge) *contact your rep for pricing		+	
	Natural					-	
Power	USB/120V outlet +\$445	120V/120V outlet +\$375	USB/120V double outlet +\$890		120V/120V double outlet +\$750	+	
						-	
For custom Models							
Base Options for Custom Models only (622 and 622T Series)	Left as facing		Middle		Right as facing		
	Ottoman** +587 list	Drawer (fabric, wood or Thermoform) +235 list	Blank Panel (fabric - no upcharge) Add for wood or Thermoform +60 list	Ottoman** +587 list	Drawer (fabric, wood or Thermoform) +235 list	Blank Panel (fabric - no upcharge) Add for wood or Thermoform +60 list	+
							+
							+
Total List						9042	



62166 SLEEP SOFA, CLASSIC FRONT, 66" SLEEP SURFACE

W: 74"	D: 34"	H: 33"	SW: 66"	SD: 21.5"	SH: 18.5"	AH: 24.5"	WT: 172 lb.		
B/COM	C	D	E	F	G	H	I	J	
Zone 1:	4877	5035	5227	5437	5752	6067	6373	6688	6995
Zone 2:	4989	5147	5339	5549	5864	6179	6485	6800	7107
Zone 3:	5099	5257	5449	5659	5974	6289	6595	6910	7217
Zone 4:	5212	5370	5562	5772	6087	6402	6708	7023	7330

General Information:

COM: 8.75 yd. ♦
 WOOD SPECS: Oak, Maple
 MOIS. BARR: included
 CA TB133: +\$350

62169 SLEEP SOFA, CLASSIC FRONT, 69" SLEEP SURFACE

W: 77"	D: 34"	H: 33"	SW: 69"	SD: 21.5"	SH: 18.5"	AH: 24.5"	WT: 178 lb.		
B/COM	C	D	E	F	G	H	I	J	
Zone 1:	4941	5099	5291	5501	5816	6131	6437	6752	7059
Zone 2:	5054	5212	5404	5614	5929	6244	6550	6865	7172
Zone 3:	5170	5328	5520	5730	6045	6360	6666	6981	7288
Zone 4:	5281	5439	5631	5841	6156	6471	6777	7092	7399

General Information:

COM: 8.75 yd. ♦
 WOOD SPECS: Oak, Maple
 MOIS. BARR: included
 CA TB133: +\$350

62172 SLEEP SOFA, CLASSIC FRONT, 72" SLEEP SURFACE

W: 80"	D: 34"	H: 33"	SW: 72"	SD: 21.5"	SH: 18.5"	AH: 24.5"	WT: 184 lb.		
B/COM	C	D	E	F	G	H	I	J	
Zone 1:	5008	5166	5358	5568	5883	6198	6504	6819	7126
Zone 2:	5121	5279	5471	5681	5996	6311	6617	6932	7239
Zone 3:	5237	5395	5587	5797	6112	6427	6733	7048	7355
Zone 4:	5353	5511	5703	5913	6228	6543	6849	7164	7471

General Information:

COM: 8.75 yd. ♦
 WOOD SPECS: Oak, Maple
 MOIS. BARR: included
 CA TB133: +\$350

62175 SLEEP SOFA, CLASSIC FRONT, 75" SLEEP SURFACE

W: 83"	D: 34"	H: 33"	SW: 75"	SD: 21.5"	SH: 18.5"	AH: 24.5"	WT: 190 lb.		
B/COM	C	D	E	F	G	H	I	J	
Zone 1:	5073	5231	5423	5633	5948	6263	6569	6884	7191
Zone 2:	5189	5347	5539	5749	6064	6379	6685	7000	7307
Zone 3:	5305	5463	5655	5865	6180	6495	6801	7116	7423
Zone 4:	5422	5580	5772	5982	6297	6612	6918	7233	7540

General Information:

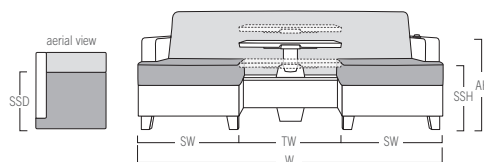
COM: 8.75 yd. ♦
 WOOD SPECS: Oak, Maple
 MOIS. BARR: included
 CA TB133: +\$350

62178 SLEEP SOFA, CLASSIC FRONT, 78" SLEEP SURFACE

W: 86"	D: 34"	H: 33"	SW: 78"	SD: 21.5"	SH: 18.5"	AH: 24.5"	WT: 196 lb.		
B/COM	C	D	E	F	G	H	I	J	
Zone 1:	5139	5297	5489	5699	6014	6329	6635	6950	7257
Zone 2:	5256	5414	5606	5816	6131	6446	6752	7067	7374
Zone 3:	5376	5534	5726	5936	6251	6566	6872	7187	7494
Zone 4:	5492	5650	5842	6052	6367	6682	6988	7303	7610

General Information:

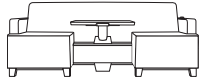
COM: 8.75 yd. ♦
 WOOD SPECS: Oak, Maple
 MOIS. BARR: included
 CA TB133: +\$350



SSH- Sleep surface height 25"
 SSD- Sleep surface depth 30"
 SH- Seat height
 SW- Seat width
 W- Overall width

*Add 4" to overall width when ottomans are specified.

- When ordering specify:
- Product number
 - Arm-cap style, p.156
 - Fabric vendor, pattern and color, p.156
 - Leg style, p.156
 - Thermoform color (optional), p.157
 - Urethane color (optional), p.157
 - Wood species, p.157 (oak or maple)
 - Wood finish color, p.157
 - Metal finish color, p.157
 - Sleep release button (left or right - color and location), p.157
 - USB/Power option, p.157



62166T SLEEP SOFA, CLASSIC FRONT, WITH TABLE, 66" SLEEP SURFACE

W: 74" D: 34" H: 33" SW: 22.5" SD: 21.5" SH: 18.5" AH: 24.5" WT: 216 lb.

	B/COM	C	D	E	F	G	H	I	J
Zone 1:	6616	6769	6956	7160	7466	7772	8070	8376	8673
Zone 2:	6768	6921	7108	7312	7618	7924	8222	8528	8825
Zone 3:	6921	7074	7261	7465	7771	8077	8375	8681	8978
Zone 4:	7075	7228	7415	7619	7925	8231	8529	8835	9132

General Information:

COM: 8.5 yd. ♦
 WOOD SPECS: Oak, Maple
 MOIS. BARR: included
 CA TB133: +\$340

62169T SLEEP SOFA, CLASSIC FRONT, WITH TABLE, 69" SLEEP SURFACE

W: 77" D: 34" H: 33" SW: 22.5" SD: 21.5" SH: 18.5" AH: 24.5" WT: 221 lb.

	B/COM	C	D	E	F	G	H	I	J
Zone 1:	6684	6837	7024	7228	7534	7840	8138	8444	8741
Zone 2:	6838	6991	7178	7382	7688	7994	8292	8598	8895
Zone 3:	6994	7147	7334	7538	7844	8150	8448	8754	9051
Zone 4:	7148	7301	7488	7692	7998	8304	8602	8908	9205

General Information:

COM: 8.5 yd. ♦
 WOOD SPECS: Oak, Maple
 MOIS. BARR: included
 CA TB133: +\$340

62172T SLEEP SOFA, CLASSIC FRONT, WITH TABLE, 72" SLEEP SURFACE

W: 80" D: 34" H: 33" SW: 22.5" SD: 21.5" SH: 18.5" AH: 24.5" WT: 226 lb.

	B/COM	C	D	E	F	G	H	I	J
Zone 1:	6752	6905	7092	7296	7602	7908	8206	8512	8809
Zone 2:	6909	7062	7249	7453	7759	8065	8363	8669	8966
Zone 3:	7065	7218	7405	7609	7915	8221	8519	8825	9122
Zone 4:	7222	7375	7562	7766	8072	8378	8676	8982	9279

General Information:

COM: 8.5 yd. ♦
 WOOD SPECS: Oak, Maple
 MOIS. BARR: included
 CA TB133: +\$340

62175T SLEEP SOFA, CLASSIC FRONT, WITH TABLE, 75" SLEEP SURFACE

W: 83" D: 34" H: 33" SW: 22.5" SD: 21.5" SH: 18.5" AH: 24.5" WT: 231 lb.

	B/COM	C	D	E	F	G	H	I	J
Zone 1:	6819	6972	7159	7363	7669	7975	8273	8579	8876
Zone 2:	6977	7130	7317	7521	7827	8133	8431	8737	9034
Zone 3:	7136	7289	7476	7680	7986	8292	8590	8896	9193
Zone 4:	7294	7447	7634	7838	8144	8450	8748	9054	9351

General Information:

COM: 8.5 yd. ♦
 WOOD SPECS: Oak, Maple
 MOIS. BARR: included
 CA TB133: +\$340

62178T SLEEP SOFA, CLASSIC FRONT, WITH TABLE, 78" SLEEP SURFACE

W: 86" D: 34" H: 33" SW: 22.5" SD: 21.5" SH: 18.5" AH: 24.5" WT: 236 lb.

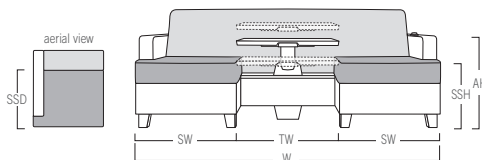
	B/COM	C	D	E	F	G	H	I	J
Zone 1:	6890	7043	7230	7434	7740	8046	8344	8650	8947
Zone 2:	7050	7203	7390	7594	7900	8206	8504	8810	9107
Zone 3:	7210	7363	7550	7754	8060	8366	8664	8970	9267
Zone 4:	7369	7522	7709	7913	8219	8525	8823	9129	9426

General Information:

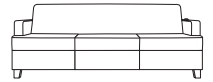
COM: 8.5 yd. ♦
 WOOD SPECS: Oak, Maple
 MOIS. BARR: included
 CA TB133: +\$340

When ordering specify:

- Product number
- Arm-cap style, p.156
- Fabric vendor, pattern and color, p.156
- Leg style, p.156
- Thermoform color (optional), p.157
- Urethane color (optional), p.157
- Wood species, p.157 (oak or maple)
- Wood finish color, p.157
- Metal finish color, p.157
- Sleep release button (left or right - color and location), p.157
- USB/Power option, p.157



SSH- Sleep surface height 25"
 SSD- Sleep surface depth 30"
 SH- Seat height
 SW- Seat width
 W- Overall width
 *Add 4" to overall width when ottomans are specified.



62266 SLEEP SOFA, CUSTOM FRONT, 66" SLEEP SURFACE

W: 74"	D: 34"	H: 33"	SW: 66"	SD: 21.5"	SH: 18.5"	AH: 24.5"	WT: 174 lb.		
	B/COM	C	D	E	F	G	H	I	J
Zone 1:	4892	5063	5272	5500	5842	6184	6517	6859	7191
Zone 2:	5005	5176	5385	5613	5955	6297	6630	6972	7304
Zone 3:	5117	5288	5497	5725	6067	6409	6742	7084	7416
Zone 4:	5229	5400	5609	5837	6179	6521	6854	7196	7528

General Information:

COM: 9.5 yd. ♦
 WOOD SPECS: Oak, Maple
 MOIS. BARR: included
 CA TB133: +\$380

62269 SLEEP SOFA, CUSTOM FRONT, 69" SLEEP SURFACE

W: 77"	D: 34"	H: 33"	SW: 69"	SD: 21.5"	SH: 18.5"	AH: 24.5"	WT: 180 lb.		
	B/COM	C	D	E	F	G	H	I	J
Zone 1:	4959	5130	5339	5567	5909	6251	6584	6926	7258
Zone 2:	5072	5243	5452	5680	6022	6364	6697	7039	7371
Zone 3:	5186	5357	5566	5794	6136	6478	6811	7153	7485
Zone 4:	5299	5470	5679	5907	6249	6591	6924	7266	7598

General Information:

COM: 9.5 yd. ♦
 WOOD SPECS: Oak, Maple
 MOIS. BARR: included
 CA TB133: +\$380

62272 SLEEP SOFA, CUSTOM FRONT, 72" SLEEP SURFACE

W: 80"	D: 34"	H: 33"	SW: 72"	SD: 21.5"	SH: 18.5"	AH: 24.5"	WT: 186 lb.		
	B/COM	C	D	E	F	G	H	I	J
Zone 1:	5025	5196	5405	5633	5975	6317	6650	6992	7324
Zone 2:	5138	5309	5518	5746	6088	6430	6763	7105	7437
Zone 3:	5254	5425	5634	5862	6204	6546	6879	7221	7553
Zone 4:	5369	5540	5749	5977	6319	6661	6994	7336	7668

General Information:

COM: 9.5 yd. ♦
 WOOD SPECS: Oak, Maple
 MOIS. BARR: included
 CA TB133: +\$380

62275 SLEEP SOFA, CUSTOM FRONT, 75" SLEEP SURFACE

W: 83"	D: 34"	H: 33"	SW: 75"	SD: 21.5"	SH: 18.5"	AH: 24.5"	WT: 192 lb.		
	B/COM	C	D	E	F	G	H	I	J
Zone 1:	5090	5261	5470	5698	6040	6382	6715	7057	7389
Zone 2:	5206	5377	5586	5814	6156	6498	6831	7173	7505
Zone 3:	5322	5493	5702	5930	6272	6614	6947	7289	7621
Zone 4:	5439	5610	5819	6047	6389	6731	7064	7406	7738

General Information:

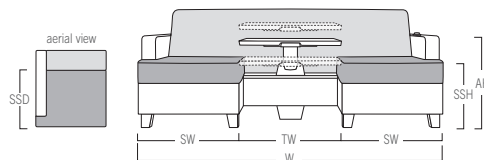
COM: 9.5 yd. ♦
 WOOD SPECS: Oak, Maple
 MOIS. BARR: included
 CA TB133: +\$380

62278 SLEEP SOFA, CUSTOM FRONT, 78" SLEEP SURFACE

W: 86"	D: 34"	H: 33"	SW: 78"	SD: 21.5"	SH: 18.5"	AH: 24.5"	WT: 198 lb.		
	B/COM	C	D	E	F	G	H	I	J
Zone 1:	5156	5327	5536	5764	6106	6448	6781	7123	7455
Zone 2:	5273	5444	5653	5881	6223	6565	6898	7240	7572
Zone 3:	5392	5563	5772	6000	6342	6684	7017	7359	7691
Zone 4:	5510	5681	5890	6118	6460	6802	7135	7477	7809

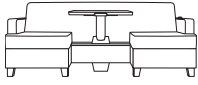
General Information:

COM: 9.5 yd. ♦
 WOOD SPECS: Oak, Maple
 MOIS. BARR: included
 CA TB133: +\$380



SSH- Sleep surface height 25"
 SSD- Sleep surface depth 30"
 SH- Seat height
 SW- Seat width
 W- Overall width
 *Add 4" to overall width when ottomans are specified.

- When ordering specify:
- Product number
 - Arm-cap style, p.156
 - Fabric vendor, pattern and color, p.156
 - Leg style, p.156
 - Left base as facing, p.156
 - Centerbase as facing, p.156
 - Right base as facing, p.156
 - Thermoform color (optional), p.157
 - Urethane color (optional), p.157
 - Wood species, p.157 (oak or maple)
 - Wood finish color, p.157
 - Metal finish color, p.157
 - Sleep release button (left or right - color and location), p.157
 - USB/Power option, p.157



62266T SLEEP SOFA, CUSTOM FRONT, WITH TABLE, 66" SLEEP SURFACE

W: 74"	D: 34"	H: 33"	SW: 22.5"	SD: 21.5"	SH: 18.5"	AH: 24.5"	WT: 220 lb.		
	B/COM	C	D	E	F	G	H	I	J
Zone 1:	6622	6780	6972	7182	7497	7812	8118	8433	8740
Zone 2:	6774	6932	7124	7334	7649	7964	8270	8585	8892
Zone 3:	6929	7087	7279	7489	7804	8119	8425	8740	9047
Zone 4:	7081	7239	7431	7641	7956	8271	8577	8892	9199

General Information:

COM: 8.75 yd. ♦
 WOOD SPECS: Oak, Maple
 MOIS. BARR: included
 CA TB133: +\$350

62269T SLEEP SOFA, CUSTOM FRONT, WITH TABLE, 69" SLEEP SURFACE

W: 77"	D: 34"	H: 33"	SW: 22.5"	SD: 21.5"	SH: 18.5"	AH: 24.5"	WT: 225 lb.		
	B/COM	C	D	E	F	G	H	I	J
Zone 1:	6691	6849	7041	7251	7566	7881	8187	8502	8809
Zone 2:	6847	7005	7197	7407	7722	8037	8343	8658	8965
Zone 3:	7001	7159	7351	7561	7876	8191	8497	8812	9119
Zone 4:	7156	7314	7506	7716	8031	8346	8652	8967	9274

General Information:

COM: 8.75 yd. ♦
 WOOD SPECS: Oak, Maple
 MOIS. BARR: included
 CA TB133: +\$350

62272T SLEEP SOFA, CUSTOM FRONT, WITH TABLE, 72" SLEEP SURFACE

W: 80"	D: 34"	H: 33"	SW: 22.5"	SD: 21.5"	SH: 18.5"	AH: 24.5"	WT: 230 lb.		
	B/COM	C	D	E	F	G	H	I	J
Zone 1:	6759	6917	7109	7319	7634	7949	8255	8570	8877
Zone 2:	6916	7074	7266	7476	7791	8106	8412	8727	9034
Zone 3:	7072	7230	7422	7632	7947	8262	8568	8883	9190
Zone 4:	7228	7386	7578	7788	8103	8418	8724	9039	9346

General Information:

COM: 8.75 yd. ♦
 WOOD SPECS: Oak, Maple
 MOIS. BARR: included
 CA TB133: +\$350

62275T SLEEP SOFA, CUSTOM FRONT, WITH TABLE, 75" SLEEP SURFACE

W: 83"	D: 34"	H: 33"	SW: 22.5"	SD: 21.5"	SH: 18.5"	AH: 24.5"	WT: 235 lb.		
	B/COM	C	D	E	F	G	H	I	J
Zone 1:	6828	6986	7178	7388	7703	8018	8324	8639	8946
Zone 2:	6985	7143	7335	7545	7860	8175	8481	8796	9103
Zone 3:	7144	7302	7494	7704	8019	8334	8640	8955	9262
Zone 4:	7303	7461	7653	7863	8178	8493	8799	9114	9421

General Information:

COM: 8.75 yd. ♦
 WOOD SPECS: Oak, Maple
 MOIS. BARR: included
 CA TB133: +\$350

62278T SLEEP SOFA, CUSTOM FRONT, WITH TABLE, 78" SLEEP SURFACE

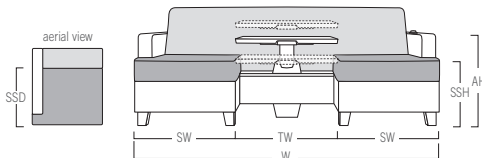
W: 86"	D: 34"	H: 33"	SW: 22.5"	SD: 21.5"	SH: 18.5"	AH: 24.5"	WT: 240 lb.		
	B/COM	C	D	E	F	G	H	I	J
Zone 1:	6896	7054	7246	7456	7771	8086	8392	8707	9014
Zone 2:	7055	7213	7405	7615	7930	8245	8551	8866	9173
Zone 3:	7216	7374	7566	7776	8091	8406	8712	9027	9334
Zone 4:	7375	7533	7725	7935	8250	8565	8871	9186	9493

General Information:

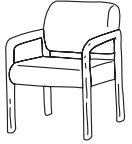
COM: 8.75 yd. ♦
 WOOD SPECS: Oak, Maple
 MOIS. BARR: included
 CA TB133: +\$350

When ordering specify:

- Product number
- Arm-cap style, p.156
- Fabric vendor, pattern and color, p.156
- Leg style, p.156
- Thermoform color (optional), p.157
- Urethane color (optional), p.157
- Wood species, p.157 (oak or maple)
- Wood finish color, p.157
- Metal finish color, p.157
- Sleep release button (left or right - color and location), p.157
- USB/Power option, p.157



SSH- Sleep surface height 25"
 SSD- Sleep surface depth 30"
 SH- Seat height
 SW- Seat width
 W- Overall width
 *Add 4" to overall width when ottomans are specified.



9111 CHAIR, WOOD ARM

W: 23"	D: 26.5"	H: 31.5"	SW: 20"	SD: 19"	SH: 18"	AH: 24"	WT: 53 lb.		
	B/COM	C	D	E	F	G	H	I	J
Zone 1:	1544	1580	1624	1672	1744	1816	1886	1958	2028
Zone 2:	1581	1617	1661	1709	1781	1853	1923	1995	2065
Zone 3:	1615	1651	1695	1743	1815	1887	1957	2029	2099
Zone 4:	1651	1687	1731	1779	1851	1923	1993	2065	2135

General Information:

COM: 2 yd. ♦
 WOOD SPECS: Oak, Maple
 MOIS. BARR: included
 CA TB133: +\$80

9112 LOVESEAT, WOOD ARM

W: 43"	D: 26.5"	H: 31.5"	SW: 40"	SD: 19"	SH: 18"	AH: 24"	WT: 84 lb.		
	B/COM	C	D	E	F	G	H	I	J
Zone 1:	2830	2884	2950	3022	3130	3238	3343	3451	3556
Zone 2:	2897	2951	3017	3089	3197	3305	3410	3518	3623
Zone 3:	2963	3017	3083	3155	3263	3371	3476	3584	3689
Zone 4:	3028	3082	3148	3220	3328	3436	3541	3649	3754

General Information:

COM: 3 yd. ♦
 WOOD SPECS: Oak, Maple
 MOIS. BARR: included
 CA TB133: +\$120

9113 SOFA, WOOD ARM

W: 63"	D: 26.5"	H: 31.5"	SW: 60"	SD: 19"	SH: 18"	AH: 24"	WT: 122 lb.		
	B/COM	C	D	E	F	G	H	I	J
Zone 1:	3988	4069	4168	4276	4438	4600	4758	4920	5077
Zone 2:	4080	4161	4260	4368	4530	4692	4850	5012	5169
Zone 3:	4173	4254	4353	4461	4623	4785	4943	5105	5262
Zone 4:	4267	4348	4447	4555	4717	4879	5037	5199	5356

General Information:

COM: 4.5 yd. ♦
 WOOD SPECS: Oak, Maple
 MOIS. BARR: included
 CA TB133: +\$180

9110-2T 2 SEAT TANDEM, WOOD ARM

W: 44.5"	D: 26.5"	H: 31.5"	SW: 20"	SD: 19"	SH: 18"	AH: 24"	WT: 90.5 lb.		
	B/COM	C	D	E	F	G	H	I	J
Zone 1:	2943	2997	3063	3135	3243	3351	3456	3564	3669
Zone 2:	3012	3066	3132	3204	3312	3420	3525	3633	3738
Zone 3:	3078	3132	3198	3270	3378	3486	3591	3699	3804
Zone 4:	3148	3202	3268	3340	3448	3556	3661	3769	3874

General Information:

COM: 3 yd. ♦
 WOOD SPECS: Oak, Maple
 MOIS. BARR: included
 CA TB133: +\$120

9110-3T 3 SEAT TANDEM, WOOD ARM

W: 66"	D: 26.5"	H: 31.5"	SW: 20"	SD: 19"	SH: 18"	AH: 24"	WT: 135 lb.		
	B/COM	C	D	E	F	G	H	I	J
Zone 1:	4266	4347	4446	4554	4716	4878	5036	5198	5355
Zone 2:	4365	4446	4545	4653	4815	4977	5135	5297	5454
Zone 3:	4463	4544	4643	4751	4913	5075	5233	5395	5552
Zone 4:	4564	4645	4744	4852	5014	5176	5334	5496	5653

General Information:

COM: 4.5 yd. ♦
 WOOD SPECS: Oak, Maple
 MOIS. BARR: included
 CA TB133: +\$180

When ordering specify:
 Product number
 Fabric vendor, pattern and color
 Oak or maple wood
 Finish

Tetra



9112-SC LOVESEAT, WOOD ARM, SHORT CENTER ARMS

W: 44.5"	D: 26.5"	H: 31.5"	SW: 20"	SD: 19"	SH: 18"	AH: 24"	WT: 89 lb.		
	B/COM	C	D	E	F	G	H	I	J
Zone 1:	3123	3177	3243	3315	3423	3531	3636	3744	3849
Zone 2:	3198	3252	3318	3390	3498	3606	3711	3819	3924
Zone 3:	3270	3324	3390	3462	3570	3678	3783	3891	3996
Zone 4:	3343	3397	3463	3535	3643	3751	3856	3964	4069

General Information:

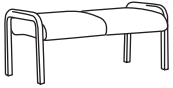
COM: 3 yd. ♦
 WOOD SPECS: Oak, Maple
 MOIS. BARR: included
 CA TB133: +\$120

9113-SC SOFA, WOOD ARM, SHORT CENTER ARMS

W: 66"	D: 26.5"	H: 31.5"	SW: 20"	SD: 19"	SH: 18"	AH: 24"	WT: 132 lb.		
	B/COM	C	D	E	F	G	H	I	J
Zone 1:	4580	4661	4760	4868	5030	5192	5350	5512	5669
Zone 2:	4688	4769	4868	4976	5138	5300	5458	5620	5777
Zone 3:	4793	4874	4973	5081	5243	5405	5563	5725	5882
Zone 4:	4900	4981	5080	5188	5350	5512	5670	5832	5989

General Information:

COM: 4.5 yd. ♦
 WOOD SPECS: Oak, Maple
 MOIS. BARR: included
 CA TB133: +\$180



9122 2 SEAT BENCH, WOOD ARM

W: 43"	D: 25.25"	H: 20"	SW: 40"	SD: 25.25"	SH: 18"	AH: 20"	WT: 53 lb.		
	B/COM	C	D	E	F	G	H	I	J
Zone 1:	1437	1478	1527	1581	1662	1743	1822	1903	1982
Zone 2:	1470	1511	1560	1614	1695	1776	1855	1936	2015
Zone 3:	1502	1543	1592	1646	1727	1808	1887	1968	2047
Zone 4:	1535	1576	1625	1679	1760	1841	1920	2001	2080

General Information:

COM: 2.25 yd. ♦
 WOOD SPECS: Oak, Maple
 MOIS. BARR: included
 CA TB133: +\$90

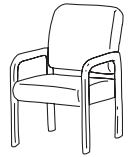
9123 3 SEAT BENCH, WOOD ARM

W: 63"	D: 25.25"	H: 20"	SW: 60"	SD: 25.25"	SH: 18"	AH: 20"	WT: 73 lb.		
	B/COM	C	D	E	F	G	H	I	J
Zone 1:	1958	2017	2088	2166	2283	2400	2514	2631	2745
Zone 2:	2004	2063	2134	2212	2329	2446	2560	2677	2791
Zone 3:	2049	2108	2179	2257	2374	2491	2605	2722	2836
Zone 4:	2094	2153	2224	2302	2419	2536	2650	2767	2881

General Information:

COM: 3.25 yd. ♦
 WOOD SPECS: Oak, Maple
 MOIS. BARR: included
 CA TB133: +\$130

- When ordering specify:
- Product number
 - Fabric vendor, pattern and color
 - Oak or maple wood
 - Finish



9151 CHAIR, WOOD ARM, MID BACK

W: 23"	D: 27"	H: 36"	SW: 20"	SD: 19"	SH: 18"	AH: 24"	WT: 54 lb.		
B/COM	C	D	E	F	G	H	I	J	
Zone 1:	1601	1637	1681	1729	1801	1873	1943	2015	2085
Zone 2:	1637	1673	1717	1765	1837	1909	1979	2051	2121
Zone 3:	1675	1711	1755	1803	1875	1947	2017	2089	2159
Zone 4:	1712	1748	1792	1840	1912	1984	2054	2126	2196

General Information:

COM: 2 yd. ♦
 WOOD SPECS: Oak, Maple
 MOIS. BARR: included
 CA TB133: +\$80

9152 LOVESEAT, WOOD ARM, MID BACK

W: 43"	D: 27"	H: 36"	SW: 40"	SD: 19"	SH: 18"	AH: 24"	WT: 86 lb.		
B/COM	C	D	E	F	G	H	I	J	
Zone 1:	2942	3001	3072	3150	3267	3384	3498	3615	3729
Zone 2:	3012	3071	3142	3220	3337	3454	3568	3685	3799
Zone 3:	3078	3137	3208	3286	3403	3520	3634	3751	3865
Zone 4:	3147	3206	3277	3355	3472	3589	3703	3820	3934

General Information:

COM: 3.25 yd. ♦
 WOOD SPECS: Oak, Maple
 MOIS. BARR: included
 CA TB133: +\$130

9153 SOFA, WOOD ARM, MID BACK

W: 63"	D: 27"	H: 36"	SW: 60"	SD: 19"	SH: 18"	AH: 24"	WT: 125 lb.		
B/COM	C	D	E	F	G	H	I	J	
Zone 1:	4157	4243	4347	4461	4632	4803	4969	5140	5307
Zone 2:	4254	4340	4444	4558	4729	4900	5066	5237	5404
Zone 3:	4351	4437	4541	4655	4826	4997	5163	5334	5501
Zone 4:	4447	4533	4637	4751	4922	5093	5259	5430	5597

General Information:

COM: 4.75 yd. ♦
 WOOD SPECS: Oak, Maple
 MOIS. BARR: included
 CA TB133: +\$190

9911 CHAIR, WOOD CAP

W: 26"	D: 26.5"	H: 31.5"	SW: 20"	SD: 19"	SH: 18"	AH: 24"	WT: 70 lb.		
B/COM	C	D	E	F	G	H	I	J	
Zone 1:	1867	1926	1997	2075	2192	2309	2423	2540	2654
Zone 2:	1911	1970	2041	2119	2236	2353	2467	2584	2698
Zone 3:	1954	2013	2084	2162	2279	2396	2510	2627	2741
Zone 4:	1996	2055	2126	2204	2321	2438	2552	2669	2783

General Information:

COM: 3.25 yd. ♦
 WOOD SPECS: Oak, Maple
 MOIS. BARR: included
 CA TB133: +\$130



9912 LOVESEAT, WOOD CAP

W: 46"	D: 26.5"	H: 31.5"	SW: 40"	SD: 19"	SH: 18"	AH: 24"	WT: 104 lb.		
B/COM	C	D	E	F	G	H	I	J	
Zone 1:	3159	3240	3339	3447	3609	3771	3929	4091	4248
Zone 2:	3230	3311	3410	3518	3680	3842	4000	4162	4319
Zone 3:	3305	3386	3485	3593	3755	3917	4075	4237	4394
Zone 4:	3377	3458	3557	3665	3827	3989	4147	4309	4466

General Information:

COM: 4.5 yd. ♦
 WOOD SPECS: Oak, Maple
 MOIS. BARR: included
 CA TB133: +\$180

9913 SOFA, WOOD CAP

W: 66"	D: 26.5"	H: 31.5"	SW: 60"	SD: 19"	SH: 18"	AH: 24"	WT: 142 lb.		
B/COM	C	D	E	F	G	H	I	J	
Zone 1:	4319	4423	4549	4687	4894	5101	5302	5509	5711
Zone 2:	4421	4525	4651	4789	4996	5203	5404	5611	5813
Zone 3:	4521	4625	4751	4889	5096	5303	5504	5711	5913
Zone 4:	4622	4726	4852	4990	5197	5404	5605	5812	6014

General Information:

COM: 5.75 yd. ♦
 WOOD SPECS: Oak, Maple
 MOIS. BARR: included
 CA TB133: +\$230

When ordering specify:
 Product number
 Fabric vendor, pattern and color
 Oak or maple wood
 Finish

9910-2T 2 SEAT TANDEM, WOOD CAP

W: 49"	D: 26.5"	H: 31.5"	SW: 20"	SD: 19"	SH: 18"	AH: 24"	WT: 119 lb.		
	B/COM	C	D	E	F	G	H	I	J
Zone 1:	3347	3442	3557	3683	3872	4061	4245	4434	4618
Zone 2:	3425	3520	3635	3761	3950	4139	4323	4512	4696
Zone 3:	3500	3595	3710	3836	4025	4214	4398	4587	4771
Zone 4:	3579	3674	3789	3915	4104	4293	4477	4666	4850

General Information:

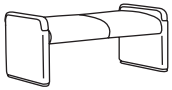
COM: 5.25 yd. ♦
 WOOD SPECS: Oak, Maple
 MOIS. BARR: included
 CA TB133: +\$210

9910-3T 3 SEAT TANDEM, WOOD CAP

W: 72"	D: 26.5"	H: 31.5"	SW: 20"	SD: 19"	SH: 18"	AH: 24"	WT: 172 lb.		
	B/COM	C	D	E	F	G	H	I	J
Zone 1:	4811	4951	5121	5307	5586	5865	6136	6415	6687
Zone 2:	4922	5062	5232	5418	5697	5976	6247	6526	6798
Zone 3:	5033	5173	5343	5529	5808	6087	6358	6637	6909
Zone 4:	5144	5284	5454	5640	5919	6198	6469	6748	7020

General Information:

COM: 7.75 yd. ♦
 WOOD SPECS: Oak, Maple
 MOIS. BARR: included
 CA TB133: +\$310



9922 2 SEAT BENCH, WOOD CAP

W: 46"	D: 25.25"	H: 20"	SW: 40"	SD: 25.25"	SH: 18"	AH: 20"	WT: 71 lb.		
	B/COM	C	D	E	F	G	H	I	J
Zone 1:	1628	1687	1758	1836	1953	2070	2184	2301	2415
Zone 2:	1665	1724	1795	1873	1990	2107	2221	2338	2452
Zone 3:	1702	1761	1832	1910	2027	2144	2258	2375	2489
Zone 4:	1739	1798	1869	1947	2064	2181	2295	2412	2526

General Information:

COM: 3.25 yd. ♦
 WOOD SPECS: Oak, Maple
 MOIS. BARR: included
 CA TB133: +\$130


9923 3 SEAT BENCH, WOOD CAP

W: 66"	D: 25.25"	H: 20"	SW: 60"	SD: 25.25"	SH: 18"	AH: 20"	WT: 91 lb.		
	B/COM	C	D	E	F	G	H	I	J
Zone 1:	2157	2229	2317	2413	2557	2701	2841	2985	3125
Zone 2:	2206	2278	2366	2462	2606	2750	2890	3034	3174
Zone 3:	2256	2328	2416	2512	2656	2800	2940	3084	3224
Zone 4:	2305	2377	2465	2561	2705	2849	2989	3133	3273

General Information:

COM: 4 yd. ♦
 WOOD SPECS: Oak, Maple
 MOIS. BARR: included
 CA TB133: +\$160

- When ordering specify:
- Product number
 - Fabric vendor, pattern and color
 - Oak or maple wood
 - Finish



9951 CHAIR, WOOD CAP, MID BACK

W: 26"	D: 27"	H: 36"	SW: 20"	SD: 19"	SH: 18"	AH: 24"	WT: 71 lb.		
	B/COM	C	D	E	F	G	H	I	J
Zone 1:	1925	1988	2065	2149	2275	2401	2524	2650	2772
Zone 2:	1970	2033	2110	2194	2320	2446	2569	2695	2817
Zone 3:	2015	2078	2155	2239	2365	2491	2614	2740	2862
Zone 4:	2058	2121	2198	2282	2408	2534	2657	2783	2905

General Information:

COM: 3.5 yd. ♦
 WOOD SPECS: Oak, Maple
 MOIS. BARR: included
 CA TB133: +\$140

9952 LOVESEAT, WOOD CAP, MID BACK

W: 46"	D: 27"	H: 36"	SW: 40"	SD: 19"	SH: 18"	AH: 24"	WT: 106 lb.		
	B/COM	C	D	E	F	G	H	I	J
Zone 1:	3274	3364	3474	3594	3774	3954	4129	4309	4484
Zone 2:	3349	3439	3549	3669	3849	4029	4204	4384	4559
Zone 3:	3426	3516	3626	3746	3926	4106	4281	4461	4636
Zone 4:	3501	3591	3701	3821	4001	4181	4356	4536	4711

General Information:

COM: 5 yd. ♦
 WOOD SPECS: Oak, Maple
 MOIS. BARR: included
 CA TB133: +\$200

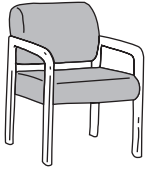
9953 SOFA, WOOD CAP, MID BACK

W: 66"	D: 27"	H: 36"	SW: 60"	SD: 19"	SH: 18"	AH: 24"	WT: 145 lb.		
	B/COM	C	D	E	F	G	H	I	J
Zone 1:	4480	4593	4730	4880	5105	5330	5549	5774	5993
Zone 2:	4586	4699	4836	4986	5211	5436	5655	5880	6099
Zone 3:	4689	4802	4939	5089	5314	5539	5758	5983	6202
Zone 4:	4793	4906	5043	5193	5418	5643	5862	6087	6306

General Information:

COM: 6.25 yd. ♦
 WOOD SPECS: Oak, Maple
 MOIS. BARR: included
 CA TB133: +\$250

When ordering specify:
 Product number
 Fabric vendor, pattern and color
 Oak or maple wood
 Finish



■ 9111-M 1 SEAT, FOR WOOD ARMS, MODULAR

W: –	D: 26.5"	H: 31.5"	SW: 20"	SD: 19"	SH: 18"	AH: –	WT: 40 lb.		
	B/COM	C	D	E	F	G	H	I	J
Zone 1:	1035	1071	1115	1163	1235	1307	1377	1449	1519
Zone 2:	1060	1096	1140	1188	1260	1332	1402	1474	1544
Zone 3:	1083	1119	1163	1211	1283	1355	1425	1497	1567
Zone 4:	1106	1142	1186	1234	1306	1378	1448	1520	1590

Shaded portion of the illustration indicates the product being described. Modular seating orders must include a layout to ensure proper configuration. **Arms MUST be ordered separately from seat and back cushions** - please note the product descriptions on this page.

General Information:

COM: 2 yd. ♦
WOOD SPECS: n/a
MOIS. BARR: included
CA TB133: +\$80

■ ■ 9112-M 2 SEAT, FOR WOOD ARMS, MODULAR

W: –	D: 26.5"	H: 31.5"	SW: 40"	SD: 19"	SH: 18"	AH: –	WT: 74 lb.		
	B/COM	C	D	E	F	G	H	I	J
Zone 1:	2383	2437	2503	2575	2683	2791	2896	3004	3109
Zone 2:	2439	2493	2559	2631	2739	2847	2952	3060	3165
Zone 3:	2494	2548	2614	2686	2794	2902	3007	3115	3220
Zone 4:	2550	2604	2670	2742	2850	2958	3063	3171	3276

Shaded portion of the illustration indicates the product being described. Modular seating orders must include a layout to ensure proper configuration. **Arms MUST be ordered separately from seat and back cushions** - please note the product descriptions on this page.

General Information:

COM: 3 yd. ♦
WOOD SPECS: n/a
MOIS. BARR: included
CA TB133: +\$120


■ ■ ■ 9113-M 3 SEAT, FOR WOOD ARMS, MODULAR

W: –	D: 26.5"	H: 31.5"	SW: 60"	SD: 19"	SH: 18"	AH: –	WT: 109 lb.		
	B/COM	C	D	E	F	G	H	I	J
Zone 1:	3600	3681	3780	3888	4050	4212	4370	4532	4689
Zone 2:	3686	3767	3866	3974	4136	4298	4456	4618	4775
Zone 3:	3769	3850	3949	4057	4219	4381	4539	4701	4858
Zone 4:	3853	3934	4033	4141	4303	4465	4623	4785	4942

Shaded portion of the illustration indicates the product being described. Modular seating orders must include a layout to ensure proper configuration. **Arms MUST be ordered separately from seat and back cushions** - please note the product descriptions on this page.

General Information:

COM: 4.5 yd. ♦
WOOD SPECS: n/a
MOIS. BARR: included
CA TB133: +\$180



■ 9911-M 1 SEAT, FOR WOOD CAP ARMS, MODULAR

W: –	D: 26.5"	H: 31.5"	SW: 20"	SD: 19"	SH: 18"	AH: –	WT: 40 lb.		
	B/COM	C	D	E	F	G	H	I	J
Zone 1:	1035	1071	1115	1163	1235	1307	1377	1449	1519
Zone 2:	1060	1096	1140	1188	1260	1332	1402	1474	1544
Zone 3:	1083	1119	1163	1211	1283	1355	1425	1497	1567
Zone 4:	1106	1142	1186	1234	1306	1378	1448	1520	1590

Shaded portion of the illustration indicates the product being described. Modular seating orders must include a layout to ensure proper configuration. **Arms MUST be ordered separately from seat and back cushions** - please note the product descriptions on this page.

General Information:

COM: 2 yd. ♦
WOOD SPECS: n/a
MOIS. BARR: included
CA TB133: +\$80

■ ■ 9912-M 2 SEAT, FOR WOOD CAP ARMS, MODULAR

W: –	D: 26.5"	H: 31.5"	SW: 40"	SD: 19"	SH: 18"	AH: –	WT: 74 lb.		
	B/COM	C	D	E	F	G	H	I	J
Zone 1:	2383	2437	2503	2575	2683	2791	2896	3004	3109
Zone 2:	2439	2493	2559	2631	2739	2847	2952	3060	3165
Zone 3:	2494	2548	2614	2686	2794	2902	3007	3115	3220
Zone 4:	2550	2604	2670	2742	2850	2958	3063	3171	3276

Shaded portion of the illustration indicates the product being described. Modular seating orders must include a layout to ensure proper configuration. **Arms MUST be ordered separately from seat and back cushions** - please note the product descriptions on this page.

General Information:

COM: 3 yd. ♦
WOOD SPECS: n/a
MOIS. BARR: included
CA TB133: +\$120

■ ■ ■ 9913-M 3 SEAT, FOR WOOD CAP ARMS, MODULAR

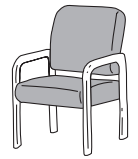
W: –	D: 26.5"	H: 31.5"	SW: 60"	SD: 19"	SH: 18"	AH: –	WT: 109 lb.		
	B/COM	C	D	E	F	G	H	I	J
Zone 1:	3600	3681	3780	3888	4050	4212	4370	4532	4689
Zone 2:	3686	3767	3866	3974	4136	4298	4456	4618	4775
Zone 3:	3769	3850	3949	4057	4219	4381	4539	4701	4858
Zone 4:	3853	3934	4033	4141	4303	4465	4623	4785	4942

Shaded portion of the illustration indicates the product being described. Modular seating orders must include a layout to ensure proper configuration. **Arms MUST be ordered separately from seat and back cushions** - please note the product descriptions on this page.

General Information:

COM: 4.5 yd. ♦
WOOD SPECS: n/a
MOIS. BARR: included
CA TB133: +\$180

When ordering specify:
 Product number
 Fabric vendor, pattern and color
 Room layout



■ 9151-M 1 SEAT, MID BACK, FOR WOOD ARMS, MODULAR

W: –	D: 27"	H: 36"	SW: 20"	SD: 19"	SH: 18"	AH: –	WT: 41 lb.		
	B/COM	C	D	E	F	G	H	I	J
Zone 1:	1092	1128	1172	1220	1292	1364	1434	1506	1576
Zone 2:	1116	1152	1196	1244	1316	1388	1458	1530	1600
Zone 3:	1142	1178	1222	1270	1342	1414	1484	1556	1626
Zone 4:	1165	1201	1245	1293	1365	1437	1507	1579	1649

Shaded portion of the illustration indicates the product being described. Modular seating orders must include a layout to ensure proper configuration. **Arms MUST be ordered separately from seat and back cushions** - please note the product descriptions on this page.

General Information:

COM: 2 yd. ♦
WOOD SPECS: n/a
MOIS. BARR: included
CA TB133: +\$80

■ ■ 9152-M 2 SEAT, MID BACK, FOR WOOD ARMS, MODULAR

W: –	D: 27"	H: 36"	SW: 40"	SD: 19"	SH: 18"	AH: –	WT: 76 lb.		
	B/COM	C	D	E	F	G	H	I	J
Zone 1:	2499	2558	2629	2707	2824	2941	3055	3172	3286
Zone 2:	2558	2617	2688	2766	2883	3000	3114	3231	3345
Zone 3:	2615	2674	2745	2823	2940	3057	3171	3288	3402
Zone 4:	2674	2733	2804	2882	2999	3116	3230	3347	3461

Shaded portion of the illustration indicates the product being described. Modular seating orders must include a layout to ensure proper configuration. **Arms MUST be ordered separately from seat and back cushions** - please note the product descriptions on this page.

General Information:

COM: 3.25 yd. ♦
WOOD SPECS: n/a
MOIS. BARR: included
CA TB133: +\$130

■ ■ ■ 9153-M 3 SEAT, MID BACK, FOR WOOD ARMS, MODULAR

W: –	D: 27"	H: 36"	SW: 60"	SD: 19"	SH: 18"	AH: –	WT: 112 lb.		
	B/COM	C	D	E	F	G	H	I	J
Zone 1:	3776	3862	3966	4080	4251	4422	4588	4759	4926
Zone 2:	3863	3949	4053	4167	4338	4509	4675	4846	5013
Zone 3:	3951	4037	4141	4255	4426	4597	4763	4934	5101
Zone 4:	4038	4124	4228	4342	4513	4684	4850	5021	5188

Shaded portion of the illustration indicates the product being described. Modular seating orders must include a layout to ensure proper configuration. **Arms MUST be ordered separately from seat and back cushions** - please note the product descriptions on this page.

General Information:

COM: 4.75 yd. ♦
WOOD SPECS: n/a
MOIS. BARR: included
CA TB133: +\$190


■ 9951-M 1 SEAT, MID BACK, FOR WOOD CAP ARMS, MODULAR

W: –	D: 27"	H: 36"	SW: 20"	SD: 19"	SH: 18"	AH: –	WT: 41 lb.		
	B/COM	C	D	E	F	G	H	I	J
Zone 1:	1092	1128	1172	1220	1292	1364	1434	1506	1576
Zone 2:	1116	1152	1196	1244	1316	1388	1458	1530	1600
Zone 3:	1142	1178	1222	1270	1342	1414	1484	1556	1626
Zone 4:	1165	1201	1245	1293	1365	1437	1507	1579	1649

Shaded portion of the illustration indicates the product being described. Modular seating orders must include a layout to ensure proper configuration. **Arms MUST be ordered separately from seat and back cushions** - please note the product descriptions on this page.

General Information:

COM: 2 yd. ♦
WOOD SPECS: n/a
MOIS. BARR: included
CA TB133: +\$80



■ ■ 9952-M 2 SEAT, MID BACK, FOR WOOD CAP ARMS, MODULAR

W: –	D: 27"	H: 36"	SW: 40"	SD: 19"	SH: 18"	AH: –	WT: 76 lb.		
	B/COM	C	D	E	F	G	H	I	J
Zone 1:	2499	2558	2629	2707	2824	2941	3055	3172	3286
Zone 2:	2558	2617	2688	2766	2883	3000	3114	3231	3345
Zone 3:	2615	2674	2745	2823	2940	3057	3171	3288	3402
Zone 4:	2674	2733	2804	2882	2999	3116	3230	3347	3461

Shaded portion of the illustration indicates the product being described. Modular seating orders must include a layout to ensure proper configuration. **Arms MUST be ordered separately from seat and back cushions** - please note the product descriptions on this page.

General Information:

COM: 3.25 yd. ♦
WOOD SPECS: n/a
MOIS. BARR: included
CA TB133: +\$130

■ ■ ■ 9953-M 3 SEAT, MID BACK, FOR WOOD CAP ARMS, MODULAR

W: –	D: 27"	H: 36"	SW: 60"	SD: 19"	SH: 18"	AH: –	WT: 112 lb.		
	B/COM	C	D	E	F	G	H	I	J
Zone 1:	3776	3862	3966	4080	4251	4422	4588	4759	4926
Zone 2:	3863	3949	4053	4167	4338	4509	4675	4846	5013
Zone 3:	3951	4037	4141	4255	4426	4597	4763	4934	5101
Zone 4:	4038	4124	4228	4342	4513	4684	4850	5021	5188

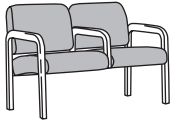
Shaded portion of the illustration indicates the product being described. Modular seating orders must include a layout to ensure proper configuration. **Arms MUST be ordered separately from seat and back cushions** - please note the product descriptions on this page.

General Information:

COM: 4.75 yd. ♦
WOOD SPECS: n/a
MOIS. BARR: included
CA TB133: +\$190

- When ordering specify:
- Product number
 - Fabric vendor, pattern and color
 - Room layout

Tetra modular seats



9012-SC 2 SEAT, WITH SHORT CENTER ARMS, FOR WOOD ARMS, MODULAR

W: 41.5"	D: 26.5"	H: 31.5"	SW: 20"	SD: 19"	SH: 18"	AH: 24"	WT: 80 lb.		
	B/COM	C	D	E	F	G	H	I	J
Zone 1:	2675	2729	2795	2867	2975	3083	3188	3296	3401
Zone 2:	2738	2792	2858	2930	3038	3146	3251	3359	3464
Zone 3:	2800	2854	2920	2992	3100	3208	3313	3421	3526
Zone 4:	2862	2916	2982	3054	3162	3270	3375	3483	3588

Shaded portion of the illustration indicates the product being described. Modular seating orders must include a layout to ensure proper configuration.
Arms MUST be ordered separately from seat and back cushions - please note the product descriptions on this page.

General Information:

COM: 3 yd. ♦
 WOOD SPECS: n/a
 MOIS. BARR: included
 CA TB133: +\$120

9013-SC 3 SEAT, WITH SHORT CENTER ARMS, FOR WOOD ARMS, MODULAR

W: 63"	D: 26.5"	H: 31.5"	SW: 20"	SD: 19"	SH: 18"	AH: 24"	WT: 123 lb.		
	B/COM	C	D	E	F	G	H	I	J
Zone 1:	4188	4269	4368	4476	4638	4800	4958	5120	5277
Zone 2:	4285	4366	4465	4573	4735	4897	5055	5217	5374
Zone 3:	4382	4463	4562	4670	4832	4994	5152	5314	5471
Zone 4:	4480	4561	4660	4768	4930	5092	5250	5412	5569

Shaded portion of the illustration indicates the product being described. Modular seating orders must include a layout to ensure proper configuration.
Arms MUST be ordered separately from seat and back cushions - please note the product descriptions on this page.

General Information:

COM: 4.5 yd. ♦
 WOOD SPECS: Oak, Maple
 MOIS. BARR: included
 CA TB133: +\$180

- When ordering specify:
- Product number
 - Fabric vendor, pattern and color
 - Oak or maple wood
 - Finish
 - Room layout

9110-LA LEFT ARM, WOOD, MODULAR

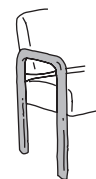
W: 1.5" D: 23" H: 24" WT: 6.5 lb.

Price by Shipping Zone				
Zone	1	2	3	4
	293	300	306	315

Shaded portion of the illustration indicates the product being described. Modular seating orders must include a layout to ensure proper configuration. **Seat and back cushions MUST be ordered separately from arms** - please note the product descriptions on this page.

General Information:

COM: n/a ♦
 WOOD SPECS: Oak, Maple
 MOIS. BARR: n/a
 CA TB133: n/a



9110-RA RIGHT ARM, WOOD, MODULAR

W: 1.5" D: 23" H: 24" WT: 6.5 lb.

Price by Shipping Zone				
Zone	1	2	3	4
	293	300	306	315

Shaded portion of the illustration indicates the product being described. Modular seating orders must include a layout to ensure proper configuration. **Seat and back cushions MUST be ordered separately from arms** - please note the product descriptions on this page.

General Information:

COM: n/a ♦
 WOOD SPECS: Oak, Maple
 MOIS. BARR: n/a
 CA TB133: n/a



9110-CA CENTER ARM, WOOD, MODULAR

W: 1.5" D: 23" H: 24" WT: 6.5 lb.

Price by Shipping Zone				
Zone	1	2	3	4
	293	300	306	315

Shaded portion of the illustration indicates the product being described. Modular seating orders must include a layout to ensure proper configuration. **Seat and back cushions MUST be ordered separately from arms** - please note the product descriptions on this page.

General Information:

COM: n/a ♦
 WOOD SPECS: Oak, Maple
 MOIS. BARR: n/a
 CA TB133: n/a



9110-LT LEFT ARM TO TABLE, WOOD, MODULAR

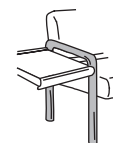
W: 1.5" D: 23" H: 24" WT: 6.5 lb.

Price by Shipping Zone				
Zone	1	2	3	4
	293	300	306	315

Shaded portion of the illustration indicates the product being described. Modular seating orders must include a layout to ensure proper configuration. **Seat and back cushions MUST be ordered separately from arms** - please note the product descriptions on this page.

General Information:

COM: n/a ♦
 WOOD SPECS: Oak, Maple
 MOIS. BARR: n/a
 CA TB133: n/a



9110-RT RIGHT ARM TO TABLE, WOOD, MODULAR

W: 1.5" D: 23" H: 24" WT: 6.5 lb.

Price by Shipping Zone				
Zone	1	2	3	4
	293	300	306	315

Shaded portion of the illustration indicates the product being described. Modular seating orders must include a layout to ensure proper configuration. **Seat and back cushions MUST be ordered separately from arms** - please note the product descriptions on this page.

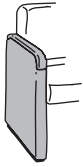
General Information:

COM: n/a ♦
 WOOD SPECS: Oak, Maple
 MOIS. BARR: n/a
 CA TB133: n/a



When ordering specify:
 Product number
 Oak or maple wood
 Finish
 Room layout

Tetra modular arms



9910-LA LEFT ARM, WOOD CAP, MODULAR

W: 3" D: 23" H: 24" WT: 15 lb.

	B/COM	C	D	E	F	G	H	I	J
Zone 1:	437	464	497	533	587	641	694	748	800
Zone 2:	447	474	507	543	597	651	704	758	810
Zone 3:	456	483	516	552	606	660	713	767	819
Zone 4:	467	494	527	563	617	671	724	778	830

Shaded portion of the illustration indicates the product being described. Modular seating orders must include a layout to ensure proper configuration. **Seat and back cushions MUST be ordered separately from arms** - please note the product descriptions on this page.

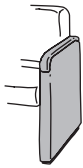
General Information:

COM: 1.5 yd. ♦

WOOD SPECS: Oak, Maple

MOIS. BARR: included

CA TB133: +\$60



9910-RA RIGHT ARM, WOOD CAP, MODULAR

W: 3" D: 23" H: 24" WT: 15 lb.

	B/COM	C	D	E	F	G	H	I	J
Zone 1:	437	464	497	533	587	641	694	748	800
Zone 2:	447	474	507	543	597	651	704	758	810
Zone 3:	456	483	516	552	606	660	713	767	819
Zone 4:	467	494	527	563	617	671	724	778	830

Shaded portion of the illustration indicates the product being described. Modular seating orders must include a layout to ensure proper configuration. **Seat and back cushions MUST be ordered separately from arms** - please note the product descriptions on this page.

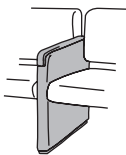
General Information:

COM: 1.5 yd. ♦

WOOD SPECS: Oak, Maple

MOIS. BARR: included

CA TB133: +\$60



9910-CA CENTER ARM, WOOD CAP, MODULAR

W: 3" D: 23" H: 24" WT: 15 lb.

	B/COM	C	D	E	F	G	H	I	J
Zone 1:	437	464	497	533	587	641	694	748	800
Zone 2:	447	474	507	543	597	651	704	758	810
Zone 3:	456	483	516	552	606	660	713	767	819
Zone 4:	467	494	527	563	617	671	724	778	830

Shaded portion of the illustration indicates the product being described. Modular seating orders must include a layout to ensure proper configuration. **Seat and back cushions MUST be ordered separately from arms** - please note the product descriptions on this page.

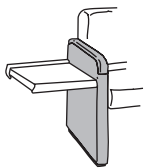
General Information:

COM: 1.5 yd. ♦

WOOD SPECS: Oak, Maple

MOIS. BARR: included

CA TB133: +\$60



9910-LT LEFT ARM TO TABLE, WOOD CAP, MODULAR

W: 3" D: 23" H: 24" WT: 15 lb.

	B/COM	C	D	E	F	G	H	I	J
Zone 1:	437	464	497	533	587	641	694	748	800
Zone 2:	447	474	507	543	597	651	704	758	810
Zone 3:	456	483	516	552	606	660	713	767	819
Zone 4:	467	494	527	563	617	671	724	778	830

Shaded portion of the illustration indicates the product being described. Modular seating orders must include a layout to ensure proper configuration. **Seat and back cushions MUST be ordered separately from arms** - please note the product descriptions on this page.

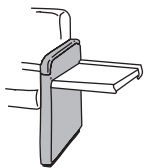
General Information:

COM: 1.5 yd. ♦

WOOD SPECS: Oak, Maple

MOIS. BARR: included

CA TB133: +\$60



9910-RT RIGHT ARM TO TABLE, WOOD CAP, MODULAR

W: 3" D: 23" H: 24" WT: 15 lb.

	B/COM	C	D	E	F	G	H	I	J
Zone 1:	437	464	497	533	587	641	694	748	800
Zone 2:	447	474	507	543	597	651	704	758	810
Zone 3:	456	483	516	552	606	660	713	767	819
Zone 4:	467	494	527	563	617	671	724	778	830

Shaded portion of the illustration indicates the product being described. Modular seating orders must include a layout to ensure proper configuration. **Seat and back cushions MUST be ordered separately from arms** - please note the product descriptions on this page.

General Information:

COM: 1.5 yd. ♦

WOOD SPECS: Oak, Maple

MOIS. BARR: included

CA TB133: +\$60

- When ordering specify:
- Product number
 - Fabric vendor, pattern and color
 - Oak or maple wood
 - Finish
 - Room layout

9010-ST-20 SPANNER TABLE, 20" WIDE, MODULAR

W: 20" D: 21.5" H: 21" WT: 28 lb.

Price by Shipping Zone				
Zone	1	2	3	4
	399	408	416	426

Shaded portion of the illustration indicates the product being described. Modular seating orders must include a layout to ensure proper configuration.

General Information:

COM: n/a ♦
 WOOD SPECS: Oak, Maple
 MOIS. BARR: n/a
 CA TB133: n/a



9010-ST-24 SPANNER TABLE, 24" WIDE, MODULAR

W: 24" D: 21.5" H: 21" WT: 33 lb.

Price by Shipping Zone				
Zone	1	2	3	4
	503	515	527	538

Shaded portion of the illustration indicates the product being described. Modular seating orders must include a layout to ensure proper configuration.

General Information:

COM: n/a ♦
 WOOD SPECS: Oak, Maple
 MOIS. BARR: n/a
 CA TB133: n/a

9010-CT CORNER TABLE, MODULAR

W: 27.375" D: 21.5" H: 21" WT: 42 lb.

Price by Shipping Zone				
Zone	1	2	3	4
	725	742	758	777

Shaded portion of the illustration indicates the product being described. Modular seating orders must include a layout to ensure proper configuration.

General Information:

COM: n/a ♦
 WOOD SPECS: Oak, Maple
 MOIS. BARR: n/a
 CA TB133: n/a



- When ordering specify:
- Product number
 - Fabric vendor, pattern and color
 - Oak or maple wood
 - Finish
 - Room layout

Tetra bariatric



9111B30 BARIATRIC CHAIR, 30" SEAT, WOOD ARM

W: 33"	D: 26.5"	H: 31.5"	SW: 30"	SD: 19"	SH: 18"	AH: 24"	WT: 57 lb.		
	B/COM	C	D	E	F	G	H	I	J
Zone 1:	2482	2532	2592	2658	2757	2856	2952	3051	3148
Zone 2:	2541	2591	2651	2717	2816	2915	3011	3110	3207
Zone 3:	2599	2649	2709	2775	2874	2973	3069	3168	3265
Zone 4:	2657	2707	2767	2833	2932	3031	3127	3226	3323

General Information:

COM: 2.75 yd. ♦
 WOOD SPECS: Oak, Maple
 MOIS. BARR: included
 CA TB133: +\$110

9111B40 BARIATRIC LOVESEAT, 40" SEAT, WOOD ARM

W: 43"	D: 26.5"	H: 31.5"	SW: 40"	SD: 19"	SH: 18"	AH: 24"	WT: 71 lb.		
	B/COM	C	D	E	F	G	H	I	J
Zone 1:	2832	2882	2942	3008	3107	3206	3302	3401	3498
Zone 2:	2897	2947	3007	3073	3172	3271	3367	3466	3563
Zone 3:	2963	3013	3073	3139	3238	3337	3433	3532	3629
Zone 4:	3029	3079	3139	3205	3304	3403	3499	3598	3695

General Information:

COM: 2.75 yd. ♦
 WOOD SPECS: Oak, Maple
 MOIS. BARR: included
 CA TB133: +\$110



9151B30 BARIATRIC CHAIR, 30" SEAT, WOOD ARM, MID BACK

W: 33"	D: 27"	H: 36"	SW: 30"	SD: 19"	SH: 18"	AH: 24"	WT: 61 lb.		
	B/COM	C	D	E	F	G	H	I	J
Zone 1:	2577	2631	2697	2769	2877	2985	3090	3198	3303
Zone 2:	2638	2692	2758	2830	2938	3046	3151	3259	3364
Zone 3:	2696	2750	2816	2888	2996	3104	3209	3317	3422
Zone 4:	2757	2811	2877	2949	3057	3165	3270	3378	3483

General Information:

COM: 3 yd. ♦
 WOOD SPECS: Oak, Maple
 MOIS. BARR: included
 CA TB133: +\$120

9151B40 BARIATRIC LOVESEAT, 40" SEAT, WOOD ARM, MID BACK

W: 43"	D: 27"	H: 36"	SW: 40"	SD: 19"	SH: 18"	AH: 24"	WT: 75 lb.		
	B/COM	C	D	E	F	G	H	I	J
Zone 1:	2941	2995	3061	3133	3241	3349	3454	3562	3667
Zone 2:	3010	3064	3130	3202	3310	3418	3523	3631	3736
Zone 3:	3076	3130	3196	3268	3376	3484	3589	3697	3802
Zone 4:	3146	3200	3266	3338	3446	3554	3659	3767	3872

General Information:

COM: 3 yd. ♦
 WOOD SPECS: Oak, Maple
 MOIS. BARR: included
 CA TB133: +\$120

When ordering specify:

- Product number
- Fabric vendor, pattern and color
- Oak or maple wood
- Finish

 9911B30 BARIATRIC CHAIR, 30" SEAT, WOOD CAP

W: 36"	D: 26.5"	H: 31.5"	SW: 30"	SD: 19"	SH: 18"	AH: 24"	WT: 74 lb.		
	B/COM	C	D	E	F	G	H	I	J
Zone 1:	2769	2841	2929	3025	3169	3313	3453	3597	3737
Zone 2:	2834	2906	2994	3090	3234	3378	3518	3662	3802
Zone 3:	2898	2970	3058	3154	3298	3442	3582	3726	3866
Zone 4:	2962	3034	3122	3218	3362	3506	3646	3790	3930

General Information:

COM: 4 yd. ♦
 WOOD SPECS: Oak, Maple
 MOIS. BARR: included
 CA TB133: +\$160



 9911B40 BARIATRIC LOVESEAT, 40" SEAT, WOOD CAP

W: 46"	D: 26.5"	H: 31.5"	SW: 40"	SD: 19"	SH: 18"	AH: 24"	WT: 88 lb.		
	B/COM	C	D	E	F	G	H	I	J
Zone 1:	3162	3239	3332	3434	3587	3740	3889	4042	4191
Zone 2:	3236	3313	3406	3508	3661	3814	3963	4116	4265
Zone 3:	3310	3387	3480	3582	3735	3888	4037	4190	4339
Zone 4:	3381	3458	3551	3653	3806	3959	4108	4261	4410

General Information:

COM: 4.25 yd. ♦
 WOOD SPECS: Oak, Maple
 MOIS. BARR: included
 CA TB133: +\$170

 9951B30 BARIATRIC CHAIR, 30" SEAT, WOOD CAP, MID BACK

W: 36"	D: 27"	H: 36"	SW: 30"	SD: 19"	SH: 18"	AH: 24"	WT: 78 lb.		
	B/COM	C	D	E	F	G	H	I	J
Zone 1:	2865	2942	3035	3137	3290	3443	3592	3745	3894
Zone 2:	2931	3008	3101	3203	3356	3509	3658	3811	3960
Zone 3:	2996	3073	3166	3268	3421	3574	3723	3876	4025
Zone 4:	3063	3140	3233	3335	3488	3641	3790	3943	4092

General Information:

COM: 4.25 yd. ♦
 WOOD SPECS: Oak, Maple
 MOIS. BARR: included
 CA TB133: +\$170



 9951B40 BARIATRIC LOVESEAT, 40" SEAT, WOOD CAP, MID BACK

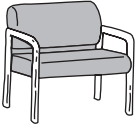
W: 46"	D: 27"	H: 36"	SW: 40"	SD: 19"	SH: 18"	AH: 24"	WT: 92 lb.		
	B/COM	C	D	E	F	G	H	I	J
Zone 1:	3271	3352	3451	3559	3721	3883	4041	4203	4360
Zone 2:	3348	3429	3528	3636	3798	3960	4118	4280	4437
Zone 3:	3423	3504	3603	3711	3873	4035	4193	4355	4512
Zone 4:	3500	3581	3680	3788	3950	4112	4270	4432	4589

General Information:

COM: 4.5 yd. ♦
 WOOD SPECS: Oak, Maple
 MOIS. BARR: included
 CA TB133: +\$180

When ordering specify:
 Product number
 Fabric vendor, pattern and color
 Oak or maple wood
 Finish

Tetra bariatric modular seats



9111B30-M BARIATRIC 1 SEAT, 30" SEAT, FOR WOOD ARMS, MODULAR

W: –	D: 26.5"	H: 31.5"	SW: 30"	SD: 19"	SH: 18"	AH: –	WT: 44 lb.		
	B/COM	C	D	E	F	G	H	I	J
Zone 1:	2092	2142	2202	2268	2367	2466	2562	2661	2758
Zone 2:	2139	2189	2249	2315	2414	2513	2609	2708	2805
Zone 3:	2189	2239	2299	2365	2464	2563	2659	2758	2855
Zone 4:	2236	2286	2346	2412	2511	2610	2706	2805	2902

Shaded portion of the illustration indicates the product being described. Modular seating orders must include a layout to ensure proper configuration. **Arms MUST be ordered separately from seat and back cushions** - please note the product descriptions on this page.

General Information:

COM: 2.75 yd. ♦
WOOD SPECS: n/a
MOIS. BARR: included
CA TB133: +\$110

9111B40-M BARIATRIC 1 LOVESEAT, 40" SEAT, FOUR WOOD ARMS, MODULAR

W: –	D: 26.5"	H: 31.5"	SW: 40"	SD: 19"	SH: 18"	AH: –	WT: 58 lb.		
	B/COM	C	D	E	F	G	H	I	J
Zone 1:	2384	2434	2494	2560	2659	2758	2854	2953	3050
Zone 2:	2438	2488	2548	2614	2713	2812	2908	3007	3104
Zone 3:	2493	2543	2603	2669	2768	2867	2963	3062	3159
Zone 4:	2550	2600	2660	2726	2825	2924	3020	3119	3216

Shaded portion of the illustration indicates the product being described. Modular seating orders must include a layout to ensure proper configuration. **Arms MUST be ordered separately from seat and back cushions** - please note the product descriptions on this page.

General Information:

COM: 2.75 yd. ♦
WOOD SPECS: n/a
MOIS. BARR: included
CA TB133: +\$110



9911B30-M BARIATRIC 1 SEAT, 30" SEAT, FOR WOOD CAP ARMS, MODULAR

W: –	D: 26.5"	H: 31.5"	SW: 30"	SD: 19"	SH: 18"	AH: –	WT: 44 lb.		
	B/COM	C	D	E	F	G	H	I	J
Zone 1:	2092	2142	2202	2268	2367	2466	2562	2661	2758
Zone 2:	2139	2189	2249	2315	2414	2513	2609	2708	2805
Zone 3:	2189	2239	2299	2365	2464	2563	2659	2758	2855
Zone 4:	2236	2286	2346	2412	2511	2610	2706	2805	2902

Shaded portion of the illustration indicates the product being described. Modular seating orders must include a layout to ensure proper configuration. **Arms MUST be ordered separately from seat and back cushions** - please note the product descriptions on this page.

General Information:

COM: 2.75 yd. ♦
WOOD SPECS: n/a
MOIS. BARR: included
CA TB133: +\$110

9911B40-M BARIATRIC 1 LOVESEAT, 40" SEAT, FOR WOOD CAP ARMS, MODULAR

W: –	D: 26.5"	H: 31.5"	SW: 40"	SD: 19"	SH: 18"	AH: –	WT: 58 lb.		
	B/COM	C	D	E	F	G	H	I	J
Zone 1:	2384	2434	2494	2560	2659	2758	2854	2953	3050
Zone 2:	2438	2488	2548	2614	2713	2812	2908	3007	3104
Zone 3:	2493	2543	2603	2669	2768	2867	2963	3062	3159
Zone 4:	2550	2600	2660	2726	2825	2924	3020	3119	3216

Shaded portion of the illustration indicates the product being described. Modular seating orders must include a layout to ensure proper configuration. **Arms MUST be ordered separately from seat and back cushions** - please note the product descriptions on this page.

General Information:

COM: 2.75 yd. ♦
WOOD SPECS: n/a
MOIS. BARR: included
CA TB133: +\$110

When ordering specify:
 Product number
 Fabric vendor, pattern and color
 Room layout

9151B30-M BARIATRIC 1 SEAT, 30" SEAT, MID BACK, FOR WOOD ARMS, MODULAR



W: -	D: 27"	H: 36"	SW: 30"	SD: 19"	SH: 18"	AH: -	WT: 48 lb.		
	B/COM	C	D	E	F	G	H	I	J
Zone 1:	2190	2244	2310	2382	2490	2598	2703	2811	2916
Zone 2:	2240	2294	2360	2432	2540	2648	2753	2861	2966
Zone 3:	2291	2345	2411	2483	2591	2699	2804	2912	3017
Zone 4:	2342	2396	2462	2534	2642	2750	2855	2963	3068

Shaded portion of the illustration indicates the product being described. Modular seating orders must include a layout to ensure proper configuration. **Arms MUST be ordered separately from seat and back cushions** - please note the product descriptions on this page.

General Information:

COM: 3 yd. ♦
WOOD SPECS: n/a
MOIS. BARR: included
CA TB133: +\$120



9151B40-M BARIATRIC 1 LOVESEAT, 40" SEAT, MID-BACK, FOR WOOD ARMS, MODULAR



W: -	D: 27"	H: 36"	SW: 40"	SD: 19"	SH: 18"	AH: -	WT: 62 lb.		
	B/COM	C	D	E	F	G	H	I	J
Zone 1:	2498	2552	2618	2690	2798	2906	3011	3119	3224
Zone 2:	2557	2611	2677	2749	2857	2965	3070	3178	3283
Zone 3:	2614	2668	2734	2806	2914	3022	3127	3235	3340
Zone 4:	2673	2727	2793	2865	2973	3081	3186	3294	3399

Shaded portion of the illustration indicates the product being described. Modular seating orders must include a layout to ensure proper configuration. **Arms MUST be ordered separately from seat and back cushions** - please note the product descriptions on this page.

General Information:

COM: 3 yd. ♦
WOOD SPECS: n/a
MOIS. BARR: included
CA TB133: +\$120

9951B30-M BARIATRIC 1 SEAT, 30" SEAT, MID BACK, FOR WOOD CAP ARMS, MODULAR



W: -	D: 27"	H: 36"	SW: 30"	SD: 19"	SH: 18"	AH: -	WT: 48 lb.		
	B/COM	C	D	E	F	G	H	I	J
Zone 1:	2190	2244	2310	2382	2490	2598	2703	2811	2916
Zone 2:	2240	2294	2360	2432	2540	2648	2753	2861	2966
Zone 3:	2291	2345	2411	2483	2591	2699	2804	2912	3017
Zone 4:	2342	2396	2462	2534	2642	2750	2855	2963	3068

Shaded portion of the illustration indicates the product being described. Modular seating orders must include a layout to ensure proper configuration. **Arms MUST be ordered separately from seat and back cushions** - please note the product descriptions on this page.

General Information:

COM: 3 yd. ♦
WOOD SPECS: n/a
MOIS. BARR: included
CA TB133: +\$120



9951B40-M BARIATRIC 1 LOVESEAT, 40" SEAT, MID-BACK, FOR WOOD CAP ARMS, MODULAR



W: -	D: 27"	H: 36"	SW: 40"	SD: 19"	SH: 18"	AH: -	WT: 62 lb.		
	B/COM	C	D	E	F	G	H	I	J
Zone 1:	2498	2552	2618	2690	2798	2906	3011	3119	3224
Zone 2:	2557	2611	2677	2749	2857	2965	3070	3178	3283
Zone 3:	2614	2668	2734	2806	2914	3022	3127	3235	3340
Zone 4:	2673	2727	2793	2865	2973	3081	3186	3294	3399


Shaded portion of the illustration indicates the product being described. Modular seating orders must include a layout to ensure proper configuration. **Arms MUST be ordered separately from seat and back cushions** - please note the product descriptions on this page.

General Information:

COM: 3 yd. ♦
WOOD SPECS: n/a
MOIS. BARR: included
CA TB133: +\$120

When ordering specify:
 Product number
 Fabric vendor, pattern and color
 Room layout

Trace metal waiting



6351122 CHAIR, 22" SEAT, METAL FRAME

W: 26"	D: 24.5"	H: 32.75"	SW: 22"	SD: 18"	SH: 18.5"	AH: 25"	WT: 33 lb.		
	B/COM	C	D	E	F	G	H	I	J
Zone 1:	1302	1334	1372	1414	1477	1540	1601	1664	1726
Zone 2:	1333	1365	1403	1445	1508	1571	1632	1695	1757
Zone 3:	1364	1396	1434	1476	1539	1602	1663	1726	1788
Zone 4:	1394	1426	1464	1506	1569	1632	1693	1756	1818

Metal powdercoat available in silver finish only. COM yardage includes standard wood reveal seat and wood outer back only. COM yardage is based on plain, non-zoned 54" wide upholstery.

General Information:

COM: 2.25 yd. ♦
WOOD SPECS: Beech
MOIS. BARR: +\$22
CA TB133: +\$90

6351130 CHAIR, 30" SEAT, METAL FRAME

W: 34"	D: 24.5"	H: 32.75"	SW: 30"	SD: 18"	SH: 18.5"	AH: 25"	WT: 40 lb.		
	B/COM	C	D	E	F	G	H	I	J
Zone 1:	1531	1567	1611	1659	1731	1803	1873	1945	2015
Zone 2:	1567	1603	1647	1695	1767	1839	1909	1981	2051
Zone 3:	1602	1638	1682	1730	1802	1874	1944	2016	2086
Zone 4:	1638	1674	1718	1766	1838	1910	1980	2052	2122

Metal powdercoat available in silver finish only. COM yardage includes standard wood reveal seat and wood outer back only. COM yardage is based on plain, non-zoned 54" wide upholstery.

General Information:

COM: 2.25 yd. ♦
WOOD SPECS: Beech
MOIS. BARR: +\$22
CA TB133: +\$90

6351140 LOVESEAT, 40" SEAT, METAL FRAME

W: 44"	D: 24.5"	H: 32.75"	SW: 40"	SD: 18"	SH: 18.5"	AH: 25"	WT: 50 lb.		
	B/COM	C	D	E	F	G	H	I	J
Zone 1:	1635	1671	1715	1763	1835	1907	1977	2049	2119
Zone 2:	1674	1710	1754	1802	1874	1946	2016	2088	2158
Zone 3:	1712	1748	1792	1840	1912	1984	2054	2126	2196
Zone 4:	1750	1786	1830	1878	1950	2022	2092	2164	2234

Metal powdercoat available in silver finish only. COM yardage includes standard wood reveal seat and wood outer back only. COM yardage is based on plain, non-zoned 54" wide upholstery.

General Information:

COM: 2.25 yd. ♦
WOOD SPECS: Beech
MOIS. BARR: +\$22
CA TB133: +\$90

Accessories

Urethane arm caps*	specify black, khaki or espresso	+\$164 per pair
Thermoform arm caps*	See page 13 for color options	+\$164 per pair
Fully upholstered seat/ottoman	call for COM yardage	No upcharge
Fully upholstered outer back	call for COM yardage	+\$181
6350707 Metal ganging assembly	one required between seats	+\$104 each

Upholstered seat w/wood underseat panel (standard)



Fully upholstered seat (no upcharge)



Upholstered back w/wood outer back panel (standard)



Fully upholstered outer back (upcharge)



Wood and urethane arm cap profile



Thermoform arm cap profile



Ganging assembly



* Wood arm cap is standard

Adds 1.75" between chairs

- When ordering specify:
- Product number
 - Fabric vendor, pattern and color
 - Wood finish
 - Back style
 - Seat style
 - Arm cap style
 - Arm cap color


6341122 CHAIR, 22" SEAT, WOOD FRAME

W: 26"	D: 24.5"	H: 32.75"	SW: 22"	SD: 18"	SH: 18.5"	AH: 25"	WT: 33 lb.		
B/COM	C	D	E	F	G	H	I	J	
Zone 1:	1302	1334	1372	1414	1477	1540	1601	1664	1726
Zone 2:	1333	1365	1403	1445	1508	1571	1632	1695	1757
Zone 3:	1364	1396	1434	1476	1539	1602	1663	1726	1788
Zone 4:	1394	1426	1464	1506	1569	1632	1693	1756	1818

COM yardage includes standard wood reveal seat and wood outer back only. COM yardage is based on plain, non-zoned 54" wide upholstery.

General Information:

COM: 2.25 yd. ♦
 WOOD SPECS: Beech
 MOIS. BARR: +\$22
 CA TB133: +\$90



6341130 CHAIR, 30" SEAT, WOOD FRAME

W: 34"	D: 24.5"	H: 32.75"	SW: 30"	SD: 18"	SH: 18.5"	AH: 25"	WT: 40 lb.		
B/COM	C	D	E	F	G	H	I	J	
Zone 1:	1531	1567	1611	1659	1731	1803	1873	1945	2015
Zone 2:	1567	1603	1647	1695	1767	1839	1909	1981	2051
Zone 3:	1602	1638	1682	1730	1802	1874	1944	2016	2086
Zone 4:	1638	1674	1718	1766	1838	1910	1980	2052	2122

COM yardage includes standard wood reveal seat and wood outer back only. COM yardage is based on plain, non-zoned 54" wide upholstery.

General Information:

COM: 2.25 yd. ♦
 WOOD SPECS: Beech
 MOIS. BARR: +\$22
 CA TB133: +\$90

6341140 LOVESEAT, 40" SEAT, WOOD FRAME

W: 44"	D: 24.5"	H: 32.75"	SW: 40"	SD: 18"	SH: 18.5"	AH: 25"	WT: 50 lb.		
B/COM	C	D	E	F	G	H	I	J	
Zone 1:	1635	1671	1715	1763	1835	1907	1977	2049	2119
Zone 2:	1674	1710	1754	1802	1874	1946	2016	2088	2158
Zone 3:	1712	1748	1792	1840	1912	1984	2054	2126	2196
Zone 4:	1750	1786	1830	1878	1950	2022	2092	2164	2234

COM yardage includes standard wood reveal seat and wood outer back only. COM yardage is based on plain, non-zoned 54" wide upholstery.

General Information:

COM: 2.25 yd. ♦
 WOOD SPECS: Beech
 MOIS. BARR: +\$22
 CA TB133: +\$90

Accessories

Urethane arm caps*	specify black, khaki or espresso	+\$164 per pair
Thermoform arm caps*	See page 13 for color options	+\$164 per pair
Fully upholstered seat/ottoman	call for COM yardage	No upcharge
Fully upholstered outer back	call for COM yardage	+\$181
6350707 Metal ganging assembly	one required between seats	+\$104 each

Upholstered seat w/wood underseat panel (standard)



Fully upholstered seat (no upcharge)



Upholstered back w/wood outer back panel (standard)



Fully upholstered outer back (upcharge)



Wood and urethane arm cap profile



Thermoform arm cap profile



Ganging assembly




* Wood arm cap is standard

Adds 1.75" between chairs

- When ordering specify:
- Product number
 - Fabric vendor, pattern and color
 - Wood finish
 - Back style
 - Seat style
 - Arm cap style
 - Arm cap color

Trace metal patient



6357122 PATIENT CHAIR, 22" SEAT, METAL FRAME, HIGH BACK

W: 26"	D: 24.5"	H: 43"	SW: 22"	SD: 18"	SH: 18.5"	AH: 25"	WT: 37 lb.		
	B/COM	C	D	E	F	G	H	I	J
Zone 1:	1515	1547	1585	1627	1690	1753	1814	1877	1939
Zone 2:	1550	1582	1620	1662	1725	1788	1849	1912	1974
Zone 3:	1586	1618	1656	1698	1761	1824	1885	1948	2010
Zone 4:	1621	1653	1691	1733	1796	1859	1920	1983	2045

Metal powdercoat available in silver finish only. COM yardage includes standard wood reveal seat and wood outer back only. COM yardage is based on plain, non-zoned 54" wide upholstery.

General Information:

COM: 3.25 yd. ♦
WOOD SPECS: Beech
MOIS. BARR: +\$22
CA TB133: +\$130



6357130 PATIENT CHAIR, 30" SEAT, METAL FRAME, HIGH BACK

W: 34"	D: 24.5"	H: 43"	SW: 30"	SD: 18"	SH: 18.5"	AH: 25"	WT: 48 lb.		
	B/COM	C	D	E	F	G	H	I	J
Zone 1:	1968	2009	2058	2112	2193	2274	2353	2434	2513
Zone 2:	2014	2055	2104	2158	2239	2320	2399	2480	2559
Zone 3:	2060	2101	2150	2204	2285	2366	2445	2526	2605
Zone 4:	2106	2147	2196	2250	2331	2412	2491	2572	2651

Metal powdercoat available in silver finish only. COM yardage includes standard wood reveal seat and wood outer back only. COM yardage is based on plain, non-zoned 54" wide upholstery.

General Information:

COM: 3.25 yd. ♦
WOOD SPECS: Beech
MOIS. BARR: +\$22
CA TB133: +\$130



6350100 OTTOMAN, METAL FRAME

W: 18.5"	D: 17"	H: 13"	WT: 10 lb.						
	B/COM	C	D	E	F	G	H	I	J
Zone 1:	658	685	718	754	808	862	915	969	1021
Zone 2:	673	700	733	769	823	877	930	984	1036
Zone 3:	688	715	748	784	838	892	945	999	1051
Zone 4:	704	731	764	800	854	908	961	1015	1067

Metal powdercoat available in silver finish only. COM yardage includes standard wood reveal seat and wood outer back only. COM yardage is based on plain, non-zoned 54" wide upholstery.

General Information:

COM: 1.5 yd. ♦
WOOD SPECS: Beech
MOIS. BARR: +\$22
CA TB133: +\$60

Accessories

Urethane arm caps*	specify black, khaki or espresso	+\$164 per pair
Thermoform arm caps*	See page 13 for color options	+\$164 per pair
Fully upholstered seat/ottoman	call for COM yardage	No upcharge
Fully upholstered outer back	call for COM yardage	+\$181
Contrasting headrest panel	call for COM yardage (shaded area above on line art)	+\$88
6350707 Metal ganging assembly	one required between seats	+\$104 each

Upholstered seat w/wood underseat panel (standard)



Fully upholstered seat (no upcharge)



Upholstered back w/wood outer back panel (standard)



Fully upholstered outer back (upcharge)




Wood and urethane arm cap profile



Thermoform arm cap profile



Ganging assembly



* Wood arm cap is standard

Adds 1.75" between chairs

- When ordering specify:
- Product number
 - Fabric vendor, pattern and color
 - Wood finish
 - Back style
 - Seat style
 - Arm cap style
 - Arm cap color




6347122 PATIENT CHAIR, 22" SEAT, WOOD FRAME, HIGH BACK

W: 26"	D: 24.5"	H: 43"	SW: 22"	SD: 18"	SH: 18.5"	AH: 25"	WT: 37 lb.		
	B/COM	C	D	E	F	G	H	I	J
Zone 1:	1515	1547	1585	1627	1690	1753	1814	1877	1939
Zone 2:	1550	1582	1620	1662	1725	1788	1849	1912	1974
Zone 3:	1586	1618	1656	1698	1761	1824	1885	1948	2010
Zone 4:	1621	1653	1691	1733	1796	1859	1920	1983	2045

COM yardage includes standard wood reveal seat and wood outer back only. COM yardage is based on plain, non-zoned 54" wide upholstery.

General Information:

COM: 3.25 yd. ♦
 WOOD SPECS: Beech
 MOIS. BARR: +\$22
 CA TB133: +\$130



6347130 PATIENT CHAIR, 30" SEAT, WOOD FRAME, HIGH BACK

W: 34"	D: 24.5"	H: 43"	SW: 30"	SD: 18"	SH: 18.5"	AH: 25"	WT: 48 lb.		
	B/COM	C	D	E	F	G	H	I	J
Zone 1:	1968	2009	2058	2112	2193	2274	2353	2434	2513
Zone 2:	2014	2055	2104	2158	2239	2320	2399	2480	2559
Zone 3:	2060	2101	2150	2204	2285	2366	2445	2526	2605
Zone 4:	2106	2147	2196	2250	2331	2412	2491	2572	2651

COM yardage includes standard wood reveal seat and wood outer back only. COM yardage is based on plain, non-zoned 54" wide upholstery.

General Information:

COM: 3.25 yd. ♦
 WOOD SPECS: Beech
 MOIS. BARR: +\$22
 CA TB133: +\$130



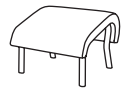
6340100 OTTOMAN, WOOD FRAME

W: 18.5"	D: 17"	H: 13"	WT: 10 lb.						
	B/COM	C	D	E	F	G	H	I	J
Zone 1:	658	685	718	754	808	862	915	969	1021
Zone 2:	673	700	733	769	823	877	930	984	1036
Zone 3:	688	715	748	784	838	892	945	999	1051
Zone 4:	704	731	764	800	854	908	961	1015	1067

COM yardage includes standard wood reveal seat and wood outer back only. COM yardage is based on plain, non-zoned 54" wide upholstery.

General Information:

COM: 1.5 yd. ♦
 WOOD SPECS: Beech
 MOIS. BARR: +\$22
 CA TB133: +\$60



Accessories

Urethane arm caps*	specify black, khaki or espresso	+\$164 per pair
Thermoform arm caps*	See page 13 for color options	+\$164 per pair
Fully upholstered seat/ottoman	call for COM yardage	No upcharge
Fully upholstered outer back	call for COM yardage	+\$181
Contrasting headrest panel	call for COM yardage (shaded area above on line art)	+\$88
6350707 Metal ganging assembly	one required between seats	+\$104 each

Upholstered seat w/wood underseat panel (standard)



Fully upholstered seat (no upcharge)



Upholstered back w/wood outer back panel (standard)



Fully upholstered outer back (upcharge)




Wood and urethane arm cap profile



Thermoform arm cap profile



Ganging assembly



* Wood arm cap is standard

Adds 1.75" between chairs

- When ordering specify:
- Product number
 - Fabric vendor, pattern and color
 - Wood finish
 - Back style
 - Seat style
 - Arm cap style
 - Arm cap color

Trace occasional tables



6300001 WOOD END TABLE

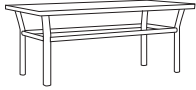
W: 20" D: 20" H: 21" WT: 27 lb.

Price by Shipping Zone			
	thermoform	laminated top/wood edge	veneer top/wood edge
Zone 1:	674	948	1058
Zone 2:	690	971	1080
Zone 3:	705	993	1102
Zone 4:	722	1016	1126

Available with thermoform, laminate or wood veneer top.

General Information:

COM: n/a ♦
WOOD SPECS: Beech
MOIS. BARR: n/a
CA TB133: n/a



6300002 WOOD COFFEE TABLE

W: 40" D: 20" H: 16" WT: 42 lb.

Price by Shipping Zone			
	thermoform	laminated top/wood edge	veneer top/wood edge
Zone 1:	844	1184	1353
Zone 2:	864	1212	1382
Zone 3:	884	1239	1409
Zone 4:	904	1268	1438

Available with thermoform, laminate or wood veneer top.

General Information:

COM: n/a ♦
WOOD SPECS: Beech
MOIS. BARR: n/a
CA TB133: n/a



Thermoform edge



Wood edge

6300051 METAL END TABLE

W: 20" D: 20" H: 21" WT: 20 lb.

Price by Shipping Zone			
	thermoform	laminated top/wood edge	veneer top/wood edge
Zone 1:	674	948	1058
Zone 2:	690	971	1080
Zone 3:	705	993	1102
Zone 4:	722	1016	1126

Metal powdercoat available in silver finish only. Available with thermoform, laminate or wood veneer top.

General Information:

COM: n/a ♦
FINISH: Metal powdercoat
MOIS. BARR: n/a
CA TB133: n/a

6300052 METAL COFFEE TABLE

W: 40" D: 20" H: 16" WT: 33 lb.

Price by Shipping Zone			
	thermoform	laminated top/wood edge	veneer top/wood edge
Zone 1:	844	1184	1353
Zone 2:	864	1212	1382
Zone 3:	884	1239	1409
Zone 4:	904	1268	1438

Metal powdercoat available in silver finish only. Available with thermoform, laminate or wood veneer top.

General Information:

COM: n/a ♦
FINISH: Metal powdercoat
MOIS. BARR: n/a
CA TB133: n/a

When ordering specify:
 Product number
 Wood finish

2831 ARRAY PATTERN CHAIR, STACKING


W: 19.25" D: 21.25" H: 31" SW: 16.5" SD: 16.5" SH: 18.25" AH: – WT: 13.5 lb.

Price by Shipping Zone				
Zone	1	2	3	4
	418	427	437	448

Nylon glides are standard and only glide available. Standard chairs stack 12 high. Black frame is standard.

General Information:

COM: n/a ♦
WOOD SPECS: Maple
MOIS. BARR: n/a
CA TB133: n/a



2831B ARRAY PATTERN BAR STOOL

W: 19.25" D: 21.25" H: 43.5" SW: 16.5" SD: 16.5" SH: 28.5" AH: – WT: 17 lb.

Price by Shipping Zone				
Zone	1	2	3	4
	643	657	672	689

Nonstacking. Nylon glides are standard and only glide available. Black frame is standard.

General Information:

COM: n/a ♦
WOOD SPECS: Maple
MOIS. BARR: n/a
CA TB133: n/a



2831C ARRAY PATTERN COUNTER STOOL

W: 19.25" D: 21.25" H: 38.25" SW: 16.5" SD: 16.5" SH: 23" AH: – WT: 16 lb.

Price by Shipping Zone				
Zone	1	2	3	4
	630	645	658	673

Nonstacking. Nylon glides are standard and only glide available. Black frame is standard.

General Information:

COM: n/a ♦
WOOD SPECS: Maple
MOIS. BARR: n/a
CA TB133: n/a



2821 PENDULUM PATTERN CHAIR, STACKING


W: 19.25" D: 21.25" H: 31" SW: 16.5" SD: 16.5" SH: 18.25" AH: – WT: 13.5 lb.

Price by Shipping Zone				
Zone	1	2	3	4
	418	427	437	448

Nylon glides are standard and only glide available. Standard chairs stack 12 high. Black frame is standard.

General Information:

COM: n/a ♦
WOOD SPECS: Maple
MOIS. BARR: n/a
CA TB133: n/a



2821B PENDULUM PATTERN BAR STOOL

W: 19.25" D: 21.25" H: 43.5" SW: 16.5" SD: 16.5" SH: 28.5" AH: – WT: 17 lb.

Price by Shipping Zone				
Zone	1	2	3	4
	643	657	672	689

Nonstacking. Nylon glides are standard and only glide available. Black frame is standard.

General Information:

COM: n/a ♦
WOOD SPECS: Maple
MOIS. BARR: n/a
CA TB133: n/a



2821C PENDULUM PATTERN COUNTER STOOL

W: 19.25" D: 21.25" H: 38.25" SW: 16.5" SD: 16.5" SH: 23" AH: – WT: 16 lb.

Price by Shipping Zone				
Zone	1	2	3	4
	630	645	658	673

Nonstacking. Nylon glides are standard and only glide available. Black frame is standard.

General Information:

COM: n/a ♦
WOOD SPECS: Maple
MOIS. BARR: n/a
CA TB133: n/a



When ordering specify:
 Product number
 Black or Chrome Base
 Finish

Transom



2811 WINDOW PATTERN CHAIR, STACKING

W: 19.25" D: 21.25" H: 31" SW: 16.5" SD: 16.5" SH: 18.25" AH: – WT: 13.5 lb.

Price by Shipping Zone

Zone	1	2	3	4
	418	427	437	448

Nylon glides are standard and only glide available. Standard chairs stack 12 high. Black frame is standard.

General Information:

COM: n/a ♦
WOOD SPECS: Maple
MOIS. BARR: n/a
CA TB133: n/a



2811B WINDOW PATTERN BAR STOOL

W: 19.25" D: 21.25" H: 43.5" SW: 16.5" SD: 16.5" SH: 28.5" AH: – WT: 17 lb.

Price by Shipping Zone

Zone	1	2	3	4
	643	657	672	689

Nonstacking. Nylon glides are standard and only glide available. Black frame is standard.

General Information:

COM: n/a ♦
WOOD SPECS: Maple
MOIS. BARR: n/a
CA TB133: n/a



2811C WINDOW PATTERN COUNTER STOOL

W: 19.25" D: 21.25" H: 38.25" SW: 16.5" SD: 16.5" SH: 23" AH: – WT: 16 lb.

Price by Shipping Zone

Zone	1	2	3	4
	630	645	658	673

Nonstacking. Nylon glides are standard and only glide available. Black frame is standard.

General Information:

COM: n/a ♦
WOOD SPECS: Maple
MOIS. BARR: n/a
CA TB133: n/a

Accessories

28-D DOLLY

W: 19" D: 27" H: 32" WT: 30 lb.

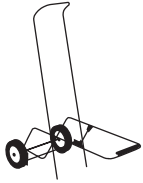
Price by Shipping Zone

Zone	1	2	3	4
	1109	1134	1162	1188

Stacks 12 - 15 chairs high.

General Information:

COM: n/a ♦
WOOD SPECS: n/a
MOIS. BARR: n/a
CA TB133: n/a



28-GG GANGING GLIDE (PAIR)

W: 3" D: 3" H: 0.25" WT: 0.5 lb.

Price by Shipping Zone

Zone	1	2	3	4
	53	54	55	56

General Information:

COM: n/a ♦
WOOD SPECS: n/a
MOIS. BARR: n/a
CA TB133: n/a

7100001 LASER CUT



+\$41 list per chair
+\$176 list set-up charge per design

See Ordering Information for Laser Cut information.

CHROME BASE

Chrome Base is available at an additional charge.

+\$21 list per chair
+\$76 list per stool

7100002 LASER CUT WITH COLOR FILL



+\$54 list per chair
+\$176 list set-up charge per design

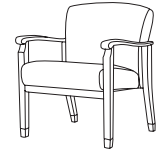
See Ordering Information for Laser Cut with Color Fill information.

CUSTOM CNC BACK ROUT

+\$36 list per chair
+\$481 list set-up charge per design

Call Customer Care for information.

When ordering specify:
 Product number
 Finish
 Black or Chrome Base



54411WB22 CHAIR, 22" SEAT, WOOD ARM, WOOD CAP

W: 26"	D: 28"	H: 33"	SW: 22"	SD: 20"	SH: 18.5"	AH: 25"	WT: 41 lb.		
	B/COM	C	D	E	F	G	H	I	J
Zone 1:	1676	1712	1756	1804	1876	1948	2018	2090	2160
Zone 2:	1712	1748	1792	1840	1912	1984	2054	2126	2196
Zone 3:	1753	1789	1833	1881	1953	2025	2095	2167	2237
Zone 4:	1791	1827	1871	1919	1991	2063	2133	2205	2275

General Information:

COM: 2 yd. ♦
 WOOD SPECS: Oak, Maple
 MOIS. BARR: included
 CA TB133: +\$80

54411WB30 CHAIR, 30" SEAT, WOOD ARM, WOOD CAP

W: 34"	D: 28"	H: 33"	SW: 30"	SD: 20"	SH: 18.5"	AH: 25"	WT: 54 lb.		
	B/COM	C	D	E	F	G	H	I	J
Zone 1:	2272	2322	2382	2448	2547	2646	2742	2841	2938
Zone 2:	2323	2373	2433	2499	2598	2697	2793	2892	2989
Zone 3:	2376	2426	2486	2552	2651	2750	2846	2945	3042
Zone 4:	2429	2479	2539	2605	2704	2803	2899	2998	3095

General Information:

COM: 2.75 yd. ♦
 WOOD SPECS: Oak, Maple
 MOIS. BARR: included
 CA TB133: +\$110

54411WB40 LOVESEAT, 40" SEAT, WOOD ARM, WOOD CAP

W: 44"	D: 28"	H: 33"	SW: 40"	SD: 20"	SH: 18.5"	AH: 25"	WT: 64 lb.		
	B/COM	C	D	E	F	G	H	I	J
Zone 1:	2587	2637	2697	2763	2862	2961	3057	3156	3253
Zone 2:	2649	2699	2759	2825	2924	3023	3119	3218	3315
Zone 3:	2708	2758	2818	2884	2983	3082	3178	3277	3374
Zone 4:	2769	2819	2879	2945	3044	3143	3239	3338	3435

General Information:

COM: 2.75 yd. ♦
 WOOD SPECS: Oak, Maple
 MOIS. BARR: included
 CA TB133: +\$110

54410-2TW 2 SEAT TANDEM, WOOD ARM, WOOD CAP

W: 51.5"	D: 28"	H: 33"	SW: 22"	SD: 20"	SH: 18.5"	AH: 25"	WT: 77 lb.		
	B/COM	C	D	E	F	G	H	I	J
Zone 1:	3012	3075	3152	3236	3362	3488	3611	3737	3859
Zone 2:	3082	3145	3222	3306	3432	3558	3681	3807	3929
Zone 3:	3153	3216	3293	3377	3503	3629	3752	3878	4000
Zone 4:	3221	3284	3361	3445	3571	3697	3820	3946	4068

General Information:

COM: 3.5 yd. ♦
 WOOD SPECS: Oak, Maple
 MOIS. BARR: included
 CA TB133: +\$140

54410-3TW 3 SEAT TANDEM, WOOD ARM, WOOD CAP

W: 76"	D: 28"	H: 33"	SW: 22"	SD: 20"	SH: 18.5"	AH: 25"	WT: 118 lb.		
	B/COM	C	D	E	F	G	H	I	J
Zone 1:	4260	4350	4460	4580	4760	4940	5115	5295	5470
Zone 2:	4357	4447	4557	4677	4857	5037	5212	5392	5567
Zone 3:	4457	4547	4657	4777	4957	5137	5312	5492	5667
Zone 4:	4557	4647	4757	4877	5057	5237	5412	5592	5767

General Information:

COM: 5 yd. ♦
 WOOD SPECS: Oak, Maple
 MOIS. BARR: included
 CA TB133: +\$200

Accessories

OPTIONAL PLASTIC FOOT



Plastic Foot available at an additional charge.
 +\$112 list per chair or loveseat
 +\$168 list per 2 seat tandem
 +\$224 list per 3 seat tandem

When ordering specify:
 Product number
 Fabric vendor, pattern and color
 Oak or maple wood
 Finish

Versant arm chairs



54411UB22 CHAIR, 22" SEAT, WOOD ARM, URETHANE CAP

W: 26"	D: 28"	H: 33"	SW: 22"	SD: 20"	SH: 18.5"	AH: 25"	WT: 44 lb.		
	B/COM	C	D	E	F	G	H	I	J
Zone 1:	1676	1712	1756	1804	1876	1948	2018	2090	2160
Zone 2:	1712	1748	1792	1840	1912	1984	2054	2126	2196
Zone 3:	1753	1789	1833	1881	1953	2025	2095	2167	2237
Zone 4:	1791	1827	1871	1919	1991	2063	2133	2205	2275

Urethane arm caps are available in black, khaki or espresso.

General Information:

COM: 2 yd. ♦
WOOD SPECS: Oak, Maple
MOIS. BARR: included
CA TB133: +\$80

54411UB30 CHAIR, 30" SEAT, WOOD ARM, URETHANE CAP

W: 34"	D: 28"	H: 33"	SW: 30"	SD: 20"	SH: 18.5"	AH: 25"	WT: 57 lb.		
	B/COM	C	D	E	F	G	H	I	J
Zone 1:	2272	2322	2382	2448	2547	2646	2742	2841	2938
Zone 2:	2323	2373	2433	2499	2598	2697	2793	2892	2989
Zone 3:	2376	2426	2486	2552	2651	2750	2846	2945	3042
Zone 4:	2429	2479	2539	2605	2704	2803	2899	2998	3095

Urethane arm caps are available in black, khaki or espresso.

General Information:

COM: 2.75 yd. ♦
WOOD SPECS: Oak, Maple
MOIS. BARR: included
CA TB133: +\$110

54411UB40 LOVESEAT, 40" SEAT, WOOD ARM, URETHANE CAP

W: 44"	D: 28"	H: 33"	SW: 40"	SD: 20"	SH: 18.5"	AH: 25"	WT: 67 lb.		
	B/COM	C	D	E	F	G	H	I	J
Zone 1:	2587	2637	2697	2763	2862	2961	3057	3156	3253
Zone 2:	2649	2699	2759	2825	2924	3023	3119	3218	3315
Zone 3:	2708	2758	2818	2884	2983	3082	3178	3277	3374
Zone 4:	2769	2819	2879	2945	3044	3143	3239	3338	3435

Urethane arm caps are available in black, khaki or espresso.

General Information:

COM: 2.75 yd. ♦
WOOD SPECS: Oak, Maple
MOIS. BARR: included
CA TB133: +\$110

54410-2TU 2 SEAT TANDEM, WOOD ARM, URETHANE CAP

W: 51.5"	D: 28"	H: 33"	SW: 22"	SD: 20"	SH: 18.5"	AH: 25"	WT: 81.5 lb.		
	B/COM	C	D	E	F	G	H	I	J
Zone 1:	3012	3075	3152	3236	3362	3488	3611	3737	3859
Zone 2:	3082	3145	3222	3306	3432	3558	3681	3807	3929
Zone 3:	3153	3216	3293	3377	3503	3629	3752	3878	4000
Zone 4:	3221	3284	3361	3445	3571	3697	3820	3946	4068

Urethane arm caps are available in black, khaki or espresso.

General Information:

COM: 3.5 yd. ♦
WOOD SPECS: Oak, Maple
MOIS. BARR: included
CA TB133: +\$140

54410-3TU 3 SEAT TANDEM, WOOD ARM, URETHANE CAP

W: 76"	D: 28"	H: 33"	SW: 22"	SD: 20"	SH: 18.5"	AH: 25"	WT: 124 lb.		
	B/COM	C	D	E	F	G	H	I	J
Zone 1:	4260	4350	4460	4580	4760	4940	5115	5295	5470
Zone 2:	4357	4447	4557	4677	4857	5037	5212	5392	5567
Zone 3:	4457	4547	4657	4777	4957	5137	5312	5492	5667
Zone 4:	4557	4647	4757	4877	5057	5237	5412	5592	5767

Urethane arm caps are available in black, khaki or espresso.

General Information:

COM: 5 yd. ♦
WOOD SPECS: Oak, Maple
MOIS. BARR: included
CA TB133: +\$200

Accessories

OPTIONAL PLASTIC FOOT



Plastic Foot available at an additional charge.

+**\$112** list per chair or loveseat

+**\$168** list per 2 seat tandem

+**\$224** list per 3 seat tandem

*Not available on wallsavers.

- When ordering specify:
- Product number
 - Fabric vendor, pattern and color
 - Oak or maple wood
 - Finish
 - Urethane cap color

54711WB22 CHAIR, 22" SEAT, WALLSAVER WOOD ARM, WOOD CAP

W: 26"	D: 30"	H: 33"	SW: 22"	SD: 20"	SH: 18.5"	AH: 25"	WT: 41 lb.		
	B/COM	C	D	E	F	G	H	I	J
Zone 1:	1758	1794	1838	1886	1958	2030	2100	2172	2242
Zone 2:	1799	1835	1879	1927	1999	2071	2141	2213	2283
Zone 3:	1840	1876	1920	1968	2040	2112	2182	2254	2324
Zone 4:	1879	1915	1959	2007	2079	2151	2221	2293	2363

General Information:

COM: 2 yd. ♦
 WOOD SPECS: Oak, Maple
 MOIS. BARR: included
 CA TB133: +\$80



54711WB30 CHAIR, 30" SEAT, WALLSAVER WOOD ARM, WOOD CAP

W: 34"	D: 30"	H: 33"	SW: 30"	SD: 20"	SH: 18.5"	AH: 25"	WT: 54 lb.		
	B/COM	C	D	E	F	G	H	I	J
Zone 1:	2380	2430	2490	2556	2655	2754	2850	2949	3046
Zone 2:	2437	2487	2547	2613	2712	2811	2907	3006	3103
Zone 3:	2492	2542	2602	2668	2767	2866	2962	3061	3158
Zone 4:	2547	2597	2657	2723	2822	2921	3017	3116	3213

General Information:

COM: 2.75 yd. ♦
 WOOD SPECS: Oak, Maple
 MOIS. BARR: included
 CA TB133: +\$110

54711WB40 LOVESEAT, 40" SEAT, WALLSAVER WOOD ARM, WOOD CAP

W: 44"	D: 30"	H: 33"	SW: 40"	SD: 20"	SH: 18.5"	AH: 25"	WT: 64 lb.		
	B/COM	C	D	E	F	G	H	I	J
Zone 1:	2714	2764	2824	2890	2989	3088	3184	3283	3380
Zone 2:	2780	2830	2890	2956	3055	3154	3250	3349	3446
Zone 3:	2843	2893	2953	3019	3118	3217	3313	3412	3509
Zone 4:	2906	2956	3016	3082	3181	3280	3376	3475	3572

General Information:

COM: 2.75 yd. ♦
 WOOD SPECS: Oak, Maple
 MOIS. BARR: included
 CA TB133: +\$110

54711UB22 CHAIR, 22" SEAT, WALLSAVER WOOD ARM, URETHANE CAP

W: 26"	D: 30"	H: 33"	SW: 22"	SD: 20"	SH: 18.5"	AH: 25"	WT: 44 lb.		
	B/COM	C	D	E	F	G	H	I	J
Zone 1:	1758	1794	1838	1886	1958	2030	2100	2172	2242
Zone 2:	1799	1835	1879	1927	1999	2071	2141	2213	2283
Zone 3:	1840	1876	1920	1968	2040	2112	2182	2254	2324
Zone 4:	1879	1915	1959	2007	2079	2151	2221	2293	2363

General Information:

COM: 2 yd. ♦
 WOOD SPECS: Oak, Maple
 MOIS. BARR: included
 CA TB133: +\$80



Urethane arm caps are available in black, khaki or espresso.

54711UB30 CHAIR, 30" SEAT, WALLSAVER WOOD ARM, URETHANE CAP

W: 26"	D: 30"	H: 33"	SW: 30"	SD: 20"	SH: 18.5"	AH: 25"	WT: 57 lb.		
	B/COM	C	D	E	F	G	H	I	J
Zone 1:	2380	2430	2490	2556	2655	2754	2850	2949	3046
Zone 2:	2437	2487	2547	2613	2712	2811	2907	3006	3103
Zone 3:	2492	2542	2602	2668	2767	2866	2962	3061	3158
Zone 4:	2547	2597	2657	2723	2822	2921	3017	3116	3213

General Information:

COM: 2.75 yd. ♦
 WOOD SPECS: Oak, Maple
 MOIS. BARR: included
 CA TB133: +\$110

Urethane arm caps are available in black, khaki or espresso.

54711UB40 LOVESEAT, 40" SEAT, WALLSAVER WOOD ARM, URETHANE CAP

W: 44"	D: 30"	H: 33"	SW: 40"	SD: 20"	SH: 18.5"	AH: 25"	WT: 67 lb.		
	B/COM	C	D	E	F	G	H	I	J
Zone 1:	2714	2764	2824	2890	2989	3088	3184	3283	3380
Zone 2:	2780	2830	2890	2956	3055	3154	3250	3349	3446
Zone 3:	2843	2893	2953	3019	3118	3217	3313	3412	3509
Zone 4:	2906	2956	3016	3082	3181	3280	3376	3475	3572

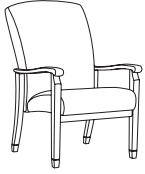
General Information:

COM: 2.75 yd. ♦
 WOOD SPECS: Oak, Maple
 MOIS. BARR: included
 CA TB133: +\$110

Urethane arm caps are available in black, khaki or espresso.

- When ordering specify:*
- Product number
 - Fabric vendor, pattern and color
 - Oak or maple wood
 - Finish
 - Urethane cap color

Versant patient chairs

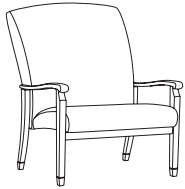


54471WB22 PATIENT CHAIR, 22" SEAT, WOOD ARM, WOOD CAP

W: 26"	D: 31"	H: 41"	SW: 22"	SD: 20"	SH: 18.5"	AH: 25"	WT: 45 lb.		
	B/COM	C	D	E	F	G	H	I	J
Zone 1:	1828	1869	1918	1972	2053	2134	2213	2294	2373
Zone 2:	1872	1913	1962	2016	2097	2178	2257	2338	2417
Zone 3:	1914	1955	2004	2058	2139	2220	2299	2380	2459
Zone 4:	1955	1996	2045	2099	2180	2261	2340	2421	2500

General Information:

COM: 2.25 yd. ♦
 WOOD SPECS: Oak, Maple
 MOIS. BARR: included
 CA TB133: +\$90



54471WB30 PATIENT CHAIR, 30" SEAT, WOOD ARM, WOOD CAP

W: 34"	D: 31"	H: 41"	SW: 30"	SD: 20"	SH: 18.5"	AH: 25"	WT: 62 lb.		
	B/COM	C	D	E	F	G	H	I	J
Zone 1:	2446	2505	2576	2654	2771	2888	3002	3119	3233
Zone 2:	2503	2562	2633	2711	2828	2945	3059	3176	3290
Zone 3:	2558	2617	2688	2766	2883	3000	3114	3231	3345
Zone 4:	2616	2675	2746	2824	2941	3058	3172	3289	3403

General Information:

COM: 3.25 yd. ♦
 WOOD SPECS: Oak, Maple
 MOIS. BARR: included
 CA TB133: +\$130



54471UB22 PATIENT CHAIR, 22" SEAT, WOOD ARM, URETHANE CAP

W: 26"	D: 31"	H: 41"	SW: 22"	SD: 20"	SH: 18.5"	AH: 25"	WT: 45 lb.		
	B/COM	C	D	E	F	G	H	I	J
Zone 1:	1828	1869	1918	1972	2053	2134	2213	2294	2373
Zone 2:	1872	1913	1962	2016	2097	2178	2257	2338	2417
Zone 3:	1914	1955	2004	2058	2139	2220	2299	2380	2459
Zone 4:	1955	1996	2045	2099	2180	2261	2340	2421	2500

General Information:

COM: 2.25 yd. ♦
 WOOD SPECS: Oak, Maple
 MOIS. BARR: included
 CA TB133: +\$90

Urethane arm caps are available in black, khaki or espresso.



54471UB30 PATIENT CHAIR, 30" SEAT, WOOD ARM, URETHANE CAP

W: 34"	D: 31"	H: 41"	SW: 30"	SD: 20"	SH: 18.5"	AH: 25"	WT: 62 lb.		
	B/COM	C	D	E	F	G	H	I	J
Zone 1:	2446	2505	2576	2654	2771	2888	3002	3119	3233
Zone 2:	2503	2562	2633	2711	2828	2945	3059	3176	3290
Zone 3:	2558	2617	2688	2766	2883	3000	3114	3231	3345
Zone 4:	2616	2675	2746	2824	2941	3058	3172	3289	3403

General Information:

COM: 3.25 yd. ♦
 WOOD SPECS: Oak, Maple
 MOIS. BARR: included
 CA TB133: +\$130

Urethane arm caps are available in black, khaki or espresso.

Accessories

OPTIONAL PLASTIC FOOT



Plastic Foot available at an additional charge.

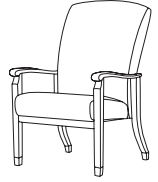
+\$112 list per chair or loveseat

+\$168 list per 2 seat tandem

+\$224 list per 3 seat tandem

*Not available on wallsavers.

- When ordering specify:
- Product number
 - Fabric vendor, pattern and color
 - Oak or maple wood
 - Finish
 - Urethane cap color



54771WB22 PATIENT CHAIR, 22" SEAT, WALLSAVER WOOD ARM, WOOD CAP

W: 26"	D: 31"	H: 41"	SW: 22"	SD: 20"	SH: 18.5"	AH: 25"	WT: 45 lb.		
	B/COM	C	D	E	F	G	H	I	J
Zone 1:	1918	1959	2008	2062	2143	2224	2303	2384	2463
Zone 2:	1963	2004	2053	2107	2188	2269	2348	2429	2508
Zone 3:	2007	2048	2097	2151	2232	2313	2392	2473	2552
Zone 4:	2054	2095	2144	2198	2279	2360	2439	2520	2599

General Information:

COM: 2.25 yd. ♦
 WOOD SPECS: Oak, Maple
 MOIS. BARR: included
 CA TB133: +\$90

54771WB30 PATIENT CHAIR, 30" SEAT, WALLSAVER WOOD ARM, WOOD CAP

W: 34"	D: 31"	H: 41"	SW: 30"	SD: 20"	SH: 18.5"	AH: 25"	WT: 62 lb.		
	B/COM	C	D	E	F	G	H	I	J
Zone 1:	2565	2624	2695	2773	2890	3007	3121	3238	3352
Zone 2:	2625	2684	2755	2833	2950	3067	3181	3298	3412
Zone 3:	2683	2742	2813	2891	3008	3125	3239	3356	3470
Zone 4:	2743	2802	2873	2951	3068	3185	3299	3416	3530

General Information:

COM: 3.25 yd. ♦
 WOOD SPECS: Oak, Maple
 MOIS. BARR: included
 CA TB133: +\$130

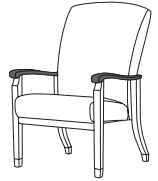
54771UB22 PATIENT CHAIR, 22" SEAT, WALLSAVER WOOD ARM, URETHANE CAP

W: 26"	D: 31"	H: 41"	SW: 22"	SD: 20"	SH: 18.5"	AH: 25"	WT: 45 lb.		
	B/COM	C	D	E	F	G	H	I	J
Zone 1:	1918	1959	2008	2062	2143	2224	2303	2384	2463
Zone 2:	1963	2004	2053	2107	2188	2269	2348	2429	2508
Zone 3:	2007	2048	2097	2151	2232	2313	2392	2473	2552
Zone 4:	2054	2095	2144	2198	2279	2360	2439	2520	2599

Urethane arm caps are available in black, khaki or espresso.

General Information:

COM: 2.25 yd. ♦
 WOOD SPECS: Oak, Maple
 MOIS. BARR: included
 CA TB133: +\$90



54771UB30 PATIENT CHAIR, 30" SEAT, WALLSAVER WOOD ARM, URETHANE CAP

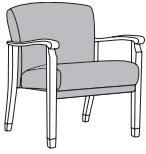
W: 34"	D: 31"	H: 41"	SW: 30"	SD: 20"	SH: 18.5"	AH: 25"	WT: 62 lb.		
	B/COM	C	D	E	F	G	H	I	J
Zone 1:	2565	2624	2695	2773	2890	3007	3121	3238	3352
Zone 2:	2625	2684	2755	2833	2950	3067	3181	3298	3412
Zone 3:	2683	2742	2813	2891	3008	3125	3239	3356	3470
Zone 4:	2743	2802	2873	2951	3068	3185	3299	3416	3530

Urethane arm caps are available in black, khaki or espresso.

General Information:

COM: 3.25 yd. ♦
 WOOD SPECS: Oak, Maple
 MOIS. BARR: included
 CA TB133: +\$130

- When ordering specify:
- Product number
 - Fabric vendor, pattern and color
 - Oak or maple wood
 - Finish
 - Urethane cap color



54411B22-M 1 SEAT, 22" SEAT, MODULAR

W: –	D: 28"	H: 33"	SW: 22"	SD: 20"	SH: 18.5"	AH: –	WT: 29 lb.		
	B/COM	C	D	E	F	G	H	I	J
Zone 1:	760	796	840	888	960	1032	1102	1174	1244
Zone 2:	776	812	856	904	976	1048	1118	1190	1260
Zone 3:	794	830	874	922	994	1066	1136	1208	1278
Zone 4:	811	847	891	939	1011	1083	1153	1225	1295

Shaded portion of the illustration indicates the product being described. Modular seating orders must include a layout to ensure proper configuration.
Arms MUST be ordered separately from seat and back cushions - please note the product descriptions on this page.

General Information:

COM: 2 yd. ♦
 WOOD SPECS: n/a
 MOIS. BARR: included
 CA TB133: +\$80

54411B30-M 1 SEAT, 30" SEAT, MODULAR

W: –	D: 28"	H: 33"	SW: 30"	SD: 20"	SH: 18.5"	AH: –	WT: 42 lb.		
	B/COM	C	D	E	F	G	H	I	J
Zone 1:	1385	1435	1495	1561	1660	1759	1855	1954	2051
Zone 2:	1416	1466	1526	1592	1691	1790	1886	1985	2082
Zone 3:	1448	1498	1558	1624	1723	1822	1918	2017	2114
Zone 4:	1479	1529	1589	1655	1754	1853	1949	2048	2145

Shaded portion of the illustration indicates the product being described. Modular seating orders must include a layout to ensure proper configuration.
Arms MUST be ordered separately from seat and back cushions - please note the product descriptions on this page.

General Information:

COM: 2.75 yd. ♦
 WOOD SPECS: n/a
 MOIS. BARR: included
 CA TB133: +\$110

54411B40-M 1 LOVESEAT, 40" SEAT, MODULAR

W: –	D: 28"	H: 33"	SW: 40"	SD: 20"	SH: 18.5"	AH: –	WT: 52 lb.		
	B/COM	C	D	E	F	G	H	I	J
Zone 1:	1717	1767	1827	1893	1992	2091	2187	2286	2383
Zone 2:	1756	1806	1866	1932	2031	2130	2226	2325	2422
Zone 3:	1797	1847	1907	1973	2072	2171	2267	2366	2463
Zone 4:	1836	1886	1946	2012	2111	2210	2306	2405	2502

Shaded portion of the illustration indicates the product being described. Modular seating orders must include a layout to ensure proper configuration.
Arms MUST be ordered separately from seat and back cushions - please note the product descriptions on this page.

General Information:

COM: 2.75 yd. ♦
 WOOD SPECS: n/a
 MOIS. BARR: included
 CA TB133: +\$110

- When ordering specify:
- Product number
 - Fabric vendor, pattern and color
 - Room layout

54410WB-LA LEFT ARM, WOOD, WOOD CAP, MODULAR

W: 2.5" D: 27" H: 25" WT: 6 lb.

Price by Shipping Zone				
Zone	1	2	3	4
	498	510	521	534

Shaded portion of the illustration indicates the product being described. Modular seating orders must include a layout to ensure proper configuration. **Seat and back cushions MUST be ordered separately from arms** - please note the product descriptions on this page.

General Information:

COM: n/a ♦
 WOOD SPECS: Oak, Maple
 MOIS. BARR: n/a
 CA TB133: n/a



54410WB-RA RIGHT ARM, WOOD, WOOD CAP, MODULAR

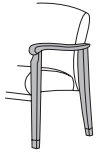
W: 2.5" D: 27" H: 25" WT: 6 lb.

Price by Shipping Zone				
Zone	1	2	3	4
	498	510	521	534

Shaded portion of the illustration indicates the product being described. Modular seating orders must include a layout to ensure proper configuration. **Seat and back cushions MUST be ordered separately from arms** - please note the product descriptions on this page.

General Information:

COM: n/a ♦
 WOOD SPECS: Oak, Maple
 MOIS. BARR: n/a
 CA TB133: n/a



54410WB-CA CENTER ARM, WOOD, WOOD CAP, MODULAR

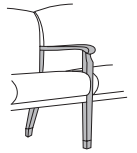
W: 2.5" D: 27" H: 25" WT: 6 lb.

Price by Shipping Zone				
Zone	1	2	3	4
	498	510	521	534

Shaded portion of the illustration indicates the product being described. Modular seating orders must include a layout to ensure proper configuration. **Seat and back cushions MUST be ordered separately from arms** - please note the product descriptions on this page.

General Information:

COM: n/a ♦
 WOOD SPECS: Oak, Maple
 MOIS. BARR: n/a
 CA TB133: n/a



54410WB-LT LEFT ARM TO TABLE, WOOD CAP, MODULAR

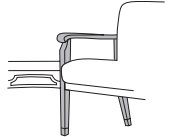
W: 2.5" D: 27" H: 25" WT: 6 lb.

Price by Shipping Zone				
Zone	1	2	3	4
	498	510	521	534

Shaded portion of the illustration indicates the product being described. Modular seating orders must include a layout to ensure proper configuration. **Seat and back cushions MUST be ordered separately from arms** - please note the product descriptions on this page.

General Information:

COM: n/a ♦
 WOOD SPECS: Oak, Maple
 MOIS. BARR: n/a
 CA TB133: n/a



54410WB-RT RIGHT ARM TO TABLE, WOOD CAP, MODULAR

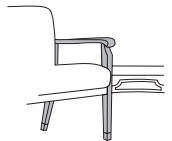
W: 2.5" D: 27" H: 25" WT: 6 lb.

Price by Shipping Zone				
Zone	1	2	3	4
	498	510	521	534

Shaded portion of the illustration indicates the product being described. Modular seating orders must include a layout to ensure proper configuration. **Seat and back cushions MUST be ordered separately from arms** - please note the product descriptions on this page.

General Information:

COM: n/a ♦
 WOOD SPECS: Oak, Maple
 MOIS. BARR: n/a
 CA TB133: n/a



Accessories

OPTIONAL PLASTIC FOOT



Plastic Foot available at an additional charge.
 +\$56 list per arm

- When ordering specify:
- Product number
 - Oak or maple wood
 - Finish
 - Room layout

Versant modular arms



54410UB-LA LEFT ARM, WOOD, URETHANE CAP, MODULAR

W: 2.5" D: 27" H: 25" WT: 7.5 lb.

Price by Shipping Zone

Zone	1	2	3	4
	498	510	521	534

Shaded portion of the illustration indicates the product being described. Modular seating orders must include a layout to ensure proper configuration. **Seat and back cushions MUST be ordered separately from arms** - please note the product descriptions on this page. Urethane arm caps are available in black, khaki or espresso.

General Information:

COM: n/a ♦
WOOD SPECS: Oak, Maple
MOIS. BARR: n/a
CA TB133: n/a



54410UB-RA RIGHT ARM, WOOD, URETHANE CAP, MODULAR

W: 2.5" D: 27" H: 25" WT: 7.5 lb.

Price by Shipping Zone

Zone	1	2	3	4
	498	510	521	534

Shaded portion of the illustration indicates the product being described. Modular seating orders must include a layout to ensure proper configuration. **Seat and back cushions MUST be ordered separately from arms** - please note the product descriptions on this page. Urethane arm caps are available in black, khaki or espresso.

General Information:

COM: n/a ♦
WOOD SPECS: Oak, Maple
MOIS. BARR: n/a
CA TB133: n/a



54410UB-CA CENTER ARM, WOOD, URETHANE CAP, MODULAR

W: 2.5" D: 27" H: 25" WT: 7.5 lb.

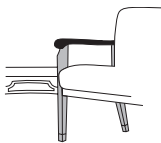
Price by Shipping Zone

Zone	1	2	3	4
	498	510	521	534

Shaded portion of the illustration indicates the product being described. Modular seating orders must include a layout to ensure proper configuration. **Seat and back cushions MUST be ordered separately from arms** - please note the product descriptions on this page. Urethane arm caps are available in black, khaki or espresso.

General Information:

COM: n/a ♦
WOOD SPECS: Oak, Maple
MOIS. BARR: n/a
CA TB133: n/a



54410UB-LT LEFT ARM TO TABLE, URETHANE CAP, MODULAR

W: 2.5" D: 27" H: 25" WT: 7.5 lb.

Price by Shipping Zone

Zone	1	2	3	4
	498	510	521	534

Shaded portion of the illustration indicates the product being described. Modular seating orders must include a layout to ensure proper configuration. **Seat and back cushions MUST be ordered separately from arms** - please note the product descriptions on this page. Urethane arm caps are available in black, khaki or espresso.

General Information:

COM: n/a ♦
WOOD SPECS: Oak, Maple
MOIS. BARR: n/a
CA TB133: n/a



54410UB-RT RIGHT ARM TO TABLE, URETHANE CAP, MODULAR

W: 2.5" D: 27" H: 25" WT: 7.5 lb.

Price by Shipping Zone

Zone	1	2	3	4
	498	510	521	534

Shaded portion of the illustration indicates the product being described. Modular seating orders must include a layout to ensure proper configuration. **Seat and back cushions MUST be ordered separately from arms** - please note the product descriptions on this page. Urethane arm caps are available in black, khaki or espresso.

General Information:

COM: n/a ♦
WOOD SPECS: Oak, Maple
MOIS. BARR: n/a
CA TB133: n/a

Accessories

OPTIONAL PLASTIC FOOT

Optional plastic foot.

Plastic Foot available at an additional charge.
+\$56 list per arm



- When ordering specify:
- Product number
 - Oak or maple wood
 - Finish
 - Room layout
 - Urethane cap color

54400-ST SPANNER TABLE, FOR WOOD ARM, MODULAR

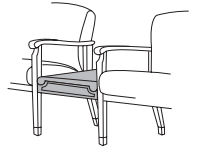
W: 21" D: 23" H: 16" WT: 21 lb.

Price by Shipping Zone				
Zone	1	2	3	4
	742	760	778	796

Shaded portion of the illustration indicates the product being described. Modular seating orders must include a layout to ensure proper configuration. Versant table tops feature a standard urethane edge available in various colors. Contact Customer Care to request color samples. Versant tables are available with or without a rout detail on the side support rails.

General Information:

COM: n/a ♦
 WOOD SPECS: Oak, Maple
 MOIS. BARR: n/a
 CA TB133: n/a



54400-STNR SPANNER TABLE, NO ROUTE, FOR WOOD ARM, MODULAR

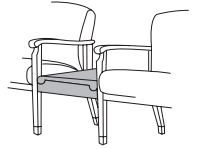
W: 21" D: 23" H: 16" WT: 21 lb.

Price by Shipping Zone				
Zone	1	2	3	4
	742	760	778	796

Shaded portion of the illustration indicates the product being described. Modular seating orders must include a layout to ensure proper configuration. Versant table tops feature a standard urethane edge available in various colors. Contact Customer Care to request color samples. Versant tables are available with or without a rout detail on the side support rails.

General Information:

COM: n/a ♦
 WOOD SPECS: Oak, Maple
 MOIS. BARR: n/a
 CA TB133: n/a



54400-ET END TABLE, FOR WOOD ARM, MODULAR

W: 18.5" D: 23" H: 16" WT: 19 lb.

Price by Shipping Zone				
Zone	1	2	3	4
	1020	1044	1068	1091

Shaded portion of the illustration indicates the product being described. Modular seating orders must include a layout to ensure proper configuration. Versant table tops feature a standard urethane edge available in various colors. Contact Customer Care to request color samples. Versant tables are available with or without a rout detail on the side support rails.

General Information:

COM: n/a ♦
 WOOD SPECS: Oak, Maple
 MOIS. BARR: n/a
 CA TB133: n/a



54400-ETNR END TABLE, NO ROUTE, FOR WOOD ARM, MODULAR

W: 18.5" D: 23" H: 16" WT: 19 lb.

Price by Shipping Zone				
Zone	1	2	3	4
	1020	1044	1068	1091

Shaded portion of the illustration indicates the product being described. Modular seating orders must include a layout to ensure proper configuration. Versant table tops feature a standard urethane edge available in various colors. Contact Customer Care to request color samples. Versant tables are available with or without a rout detail on the side support rails.

General Information:

COM: n/a ♦
 WOOD SPECS: Oak, Maple
 MOIS. BARR: n/a
 CA TB133: n/a



54400-CT CORNER TABLE, FOR WOOD ARM, MODULAR

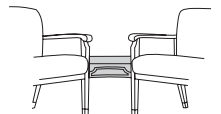
W: 32" D: 32" H: 16" WT: 33 lb.

Price by Shipping Zone				
Zone	1	2	3	4
	1295	1326	1357	1389

Shaded portion of the illustration indicates the product being described. Modular seating orders must include a layout to ensure proper configuration. Versant table tops feature a standard urethane edge available in various colors. Contact Customer Care to request color samples. Versant tables are available with or without a rout detail on the side support rails.

General Information:

COM: n/a ♦
 WOOD SPECS: Oak, Maple
 MOIS. BARR: n/a
 CA TB133: n/a



54400-CTNR CORNER TABLE, NO ROUT, FOR WOOD ARM, MODULAR

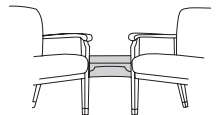
W: 32" D: 32" H: 16" WT: 33 lb.

Price by Shipping Zone				
Zone	1	2	3	4
	1295	1326	1357	1389

Shaded portion of the illustration indicates the product being described. Modular seating orders must include a layout to ensure proper configuration. Versant table tops feature a standard urethane edge available in various colors. Contact Customer Care to request color samples. Versant tables are available with or without a rout detail on the side support rails.


General Information:

COM: n/a ♦
 WOOD SPECS: Oak, Maple
 MOIS. BARR: n/a
 CA TB133: n/a



- When ordering specify:
- Product number
 - Laminate
 - Urethane edge color
 - Oak or maple wood
 - Finish
 - Room layout

Versant lounge



54L211W CHAIR, WOOD CAP

W: 30"	D: 33"	H: 32"	SW: 24"	SD: 22"	SH: 18.5"	AH: 24"	WT: 69 lb.		
B/COM	C	D	E	F	G	H	I	J	
Zone 1:	2084	2170	2274	2388	2559	2730	2896	3067	3234
Zone 2:	2130	2216	2320	2434	2605	2776	2942	3113	3280
Zone 3:	2177	2263	2367	2481	2652	2823	2989	3160	3327
Zone 4:	2225	2311	2415	2529	2700	2871	3037	3208	3375

General Information:

COM: 4.75 yd. ♦
 WOOD SPECS: Oak, Maple
 MOIS. BARR: included
 CA TB133: +\$190

54L212W LOVESEAT, WOOD CAP

W: 54"	D: 33"	H: 32"	SW: 48"	SD: 22"	SH: 18.5"	AH: 24"	WT: 101 lb.		
B/COM	C	D	E	F	G	H	I	J	
Zone 1:	3119	3236	3379	3535	3769	4003	4231	4465	4692
Zone 2:	3191	3308	3451	3607	3841	4075	4303	4537	4764
Zone 3:	3263	3380	3523	3679	3913	4147	4375	4609	4836
Zone 4:	3334	3451	3594	3750	3984	4218	4446	4680	4907

General Information:

COM: 6.5 yd. ♦
 WOOD SPECS: Oak, Maple
 MOIS. BARR: included
 CA TB133: +\$260

54L213W SOFA, WOOD CAP

W: 76"	D: 33"	H: 32"	SW: 72"	SD: 22"	SH: 18.5"	AH: 24"	WT: 133 lb.		
B/COM	C	D	E	F	G	H	I	J	
Zone 1:	3887	4045	4237	4447	4762	5077	5383	5698	6005
Zone 2:	3975	4133	4325	4535	4850	5165	5471	5786	6093
Zone 3:	4064	4222	4414	4624	4939	5254	5560	5875	6182
Zone 4:	4152	4310	4502	4712	5027	5342	5648	5963	6270

General Information:

COM: 8.75 yd. ♦
 WOOD SPECS: Oak, Maple
 MOIS. BARR: included
 CA TB133: +\$350



54L211U CHAIR, URETHANE CAP

W: 30"	D: 33"	H: 32"	SW: 24"	SD: 22"	SH: 18.5"	AH: 24"	WT: 69 lb.		
B/COM	C	D	E	F	G	H	I	J	
Zone 1:	2084	2170	2274	2388	2559	2730	2896	3067	3234
Zone 2:	2130	2216	2320	2434	2605	2776	2942	3113	3280
Zone 3:	2177	2263	2367	2481	2652	2823	2989	3160	3327
Zone 4:	2225	2311	2415	2529	2700	2871	3037	3208	3375

General Information:

COM: 4.75 yd. ♦
 WOOD SPECS: Oak, Maple
 MOIS. BARR: included
 CA TB133: +\$190

Urethane arm caps are available in black, khaki or espresso.

54L212U LOVESEAT, URETHANE CAP

W: 54"	D: 33"	H: 32"	SW: 48"	SD: 22"	SH: 18.5"	AH: 24"	WT: 101 lb.		
B/COM	C	D	E	F	G	H	I	J	
Zone 1:	3119	3236	3379	3535	3769	4003	4231	4465	4692
Zone 2:	3191	3308	3451	3607	3841	4075	4303	4537	4764
Zone 3:	3263	3380	3523	3679	3913	4147	4375	4609	4836
Zone 4:	3334	3451	3594	3750	3984	4218	4446	4680	4907

General Information:

COM: 6.5 yd. ♦
 WOOD SPECS: Oak, Maple
 MOIS. BARR: included
 CA TB133: +\$260

Urethane arm caps are available in black, khaki or espresso.

54L213U SOFA, URETHANE CAP

W: 76"	D: 33"	H: 32"	SW: 72"	SD: 22"	SH: 18.5"	AH: 24"	WT: 133 lb.		
B/COM	C	D	E	F	G	H	I	J	
Zone 1:	3887	4045	4237	4447	4762	5077	5383	5698	6005
Zone 2:	3975	4133	4325	4535	4850	5165	5471	5786	6093
Zone 3:	4064	4222	4414	4624	4939	5254	5560	5875	6182
Zone 4:	4152	4310	4502	4712	5027	5342	5648	5963	6270

General Information:

COM: 8.75 yd. ♦
 WOOD SPECS: Oak, Maple
 MOIS. BARR: included
 CA TB133: +\$350

Urethane arm caps are available in black, khaki or espresso.

- When ordering specify:
- Product number
 - Fabric vendor, pattern and color
 - Oak or maple wood
 - Finish

54-2023 END TABLE, 20H, 23DIA

W: 23" D: 23" H: 20" WT: 24 lb.

Price by Shipping Zone				
Zone	1	2	3	4
	1319	1351	1381	1413

Versant table tops feature a standard urethane edge available in various colors. Contact Customer Care to request color samples. Versant tables are available with or without a rout detail on the side support rails.

General Information:

COM: n/a ♦
 WOOD SPECS: Oak, Maple
 MOIS. BARR: n/a
 CA TB133: n/a



54-2023NR END TABLE, NO ROUT, 20H, 23W, 23D

W: 23" D: 23" H: 20" WT: 24 lb.

Price by Shipping Zone				
Zone	1	2	3	4
	1319	1351	1381	1413

Versant table tops feature a standard urethane edge available in various colors. Contact Customer Care to request color samples. Versant tables are available with or without a rout (NR) detail on the side support rails.

General Information:

COM: n/a ♦
 WOOD SPECS: Oak, Maple
 MOIS. BARR: n/a
 CA TB133: n/a



54-162440 COFFEE TABLE, 16H, 40W, 24D

W: 40" D: 24" H: 16" WT: 41 lb.

Price by Shipping Zone				
Zone	1	2	3	4
	1751	1793	1834	1877

Versant table tops feature a standard urethane edge available in various colors. Contact Customer Care to request color samples. Versant tables are available with or without a rout (NR) detail on the side support rails.

General Information:

COM: n/a ♦
 WOOD SPECS: Oak, Maple
 MOIS. BARR: n/a
 CA TB133: n/a



54-162440NR COFFEE TABLE, NO ROUT, 16H, 40W, 24D

W: 40" D: 24" H: 16" WT: 41 lb.

Price by Shipping Zone				
Zone	1	2	3	4
	1751	1793	1834	1877

Versant table tops feature a standard urethane edge available in various colors. Contact Customer Care to request color samples. Versant tables are available with or without a rout (NR) detail on the side support rails.

General Information:

COM: n/a ♦
 WOOD SPECS: Oak, Maple
 MOIS. BARR: n/a
 CA TB133: n/a



Accessories

OPTIONAL PLASTIC FOOT



Plastic Foot available at an additional charge.
 +\$112 list per table

- When ordering specify:
- Product number
 - Laminate
 - Urethane edge color
 - Oak or maple wood
 - Finish

Versant glider



54151WG20 GLIDER, 20" SEAT, UPH ARM, WOOD CAP, SHORT SKIRT

W: 27.5"	D: 30"	H: 42"	SW: 20"	SD: 19.5"	SH: 18.5"	AH: 24.75"	WT: 63 lb.		
	B/COM	C	D	E	F	G	H	I	J
Zone 1:	2408	2480	2568	2664	2808	2952	3092	3236	3376
Zone 2:	2465	2537	2625	2721	2865	3009	3149	3293	3433
Zone 3:	2519	2591	2679	2775	2919	3063	3203	3347	3487
Zone 4:	2574	2646	2734	2830	2974	3118	3258	3402	3542

General Information:
 COM: 4 yd. ♦
 WOOD SPECS: Oak, Maple
 MOIS. BARR: included
 CA TB133: +\$160

54151WG22 GLIDER, 22" SEAT, UPH ARM, WOOD CAP, SHORT SKIRT

W: 29.5"	D: 30"	H: 42"	SW: 22"	SD: 19.5"	SH: 18.5"	AH: 24.75"	WT: 66 lb.		
	B/COM	C	D	E	F	G	H	I	J
Zone 1:	2507	2579	2667	2763	2907	3051	3191	3335	3475
Zone 2:	2565	2637	2725	2821	2965	3109	3249	3393	3533
Zone 3:	2622	2694	2782	2878	3022	3166	3306	3450	3590
Zone 4:	2681	2753	2841	2937	3081	3225	3365	3509	3649

General Information:
 COM: 4 yd. ♦
 WOOD SPECS: Oak, Maple
 MOIS. BARR: included
 CA TB133: +\$160

54151WG24 GLIDER, 24" SEAT, UPH ARM, WOOD CAP, SHORT SKIRT

W: 31.5"	D: 30"	H: 42"	SW: 24"	SD: 19.5"	SH: 18.5"	AH: 24.75"	WT: 69 lb.		
	B/COM	C	D	E	F	G	H	I	J
Zone 1:	2616	2693	2786	2888	3041	3194	3343	3496	3645
Zone 2:	2678	2755	2848	2950	3103	3256	3405	3558	3707
Zone 3:	2737	2814	2907	3009	3162	3315	3464	3617	3766
Zone 4:	2798	2875	2968	3070	3223	3376	3525	3678	3827

General Information:
 COM: 4.25 yd. ♦
 WOOD SPECS: Oak, Maple
 MOIS. BARR: included
 CA TB133: +\$170



54151UG20 GLIDER, 20" SEAT, UPH ARM, URETHANE CAP, SHORT SKIRT

W: 27.5"	D: 30"	H: 42"	SW: 20"	SD: 19.5"	SH: 18.5"	AH: 24.75"	WT: 63 lb.		
	B/COM	C	D	E	F	G	H	I	J
Zone 1:	2408	2480	2568	2664	2808	2952	3092	3236	3376
Zone 2:	2465	2537	2625	2721	2865	3009	3149	3293	3433
Zone 3:	2519	2591	2679	2775	2919	3063	3203	3347	3487
Zone 4:	2574	2646	2734	2830	2974	3118	3258	3402	3542

General Information:
 COM: 4 yd. ♦
 WOOD SPECS: Oak, Maple
 MOIS. BARR: included
 CA TB133: +\$160

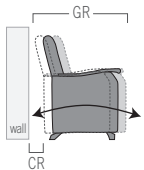
Urethane arm caps are available in black, khaki or espresso.

54151UG22 GLIDER, 22" SEAT, UPH ARM, URETHANE CAP, SHORT SKIRT

W: 29.5"	D: 30"	H: 42"	SW: 22"	SD: 19.5"	SH: 18.5"	AH: 24.75"	WT: 66 lb.		
	B/COM	C	D	E	F	G	H	I	J
Zone 1:	2507	2579	2667	2763	2907	3051	3191	3335	3475
Zone 2:	2565	2637	2725	2821	2965	3109	3249	3393	3533
Zone 3:	2622	2694	2782	2878	3022	3166	3306	3450	3590
Zone 4:	2681	2753	2841	2937	3081	3225	3365	3509	3649

General Information:
 COM: 4 yd. ♦
 WOOD SPECS: Oak, Maple
 MOIS. BARR: included
 CA TB133: +\$160

Urethane arm caps are available in black, khaki or espresso.



GR- Glider range from forward point to rear point is 41"
 CR- Clearance required when placed against a wall is 7"

54151UG24 GLIDER, 24" SEAT, UPH ARM, URETHANE CAP, SHORT SKIRT

W: 31.5"	D: 30"	H: 42"	SW: 24"	SD: 19.5"	SH: 18.5"	AH: 24.75"	WT: 69 lb.		
	B/COM	C	D	E	F	G	H	I	J
Zone 1:	2616	2693	2786	2888	3041	3194	3343	3496	3645
Zone 2:	2678	2755	2848	2950	3103	3256	3405	3558	3707
Zone 3:	2737	2814	2907	3009	3162	3315	3464	3617	3766
Zone 4:	2798	2875	2968	3070	3223	3376	3525	3678	3827

General Information:
 COM: 4.25 yd. ♦
 WOOD SPECS: Oak, Maple
 MOIS. BARR: included
 CA TB133: +\$170

Urethane arm caps are available in black, khaki or espresso.

- When ordering specify:
- Product number
 - Fabric vendor, pattern and color
 - Oak or maple wood
 - Finish
 - Urethane cap color



54151WLG20 GLIDER, 20" SEAT, UPH ARM, WOOD CAP, SHORT SKIRT, LOCKING MECHANISM

W: 27.5"	D: 30"	H: 42"	SW: 20"	SD: 19.5"	SH: 18.5"	AH: 24.75"	WT: 65 lb.		
	B/COM	C	D	E	F	G	H	I	J
Zone 1:	2561	2633	2721	2817	2961	3105	3245	3389	3529
Zone 2:	2620	2692	2780	2876	3020	3164	3304	3448	3588
Zone 3:	2678	2750	2838	2934	3078	3222	3362	3506	3646
Zone 4:	2737	2809	2897	2993	3137	3281	3421	3565	3705

General Information:

COM: 4 yd. ♦
 WOOD SPECS: Oak, Maple
 MOIS. BARR: included
 CA TB133: +\$160

54151WLG22 GLIDER, 22" SEAT, UPH ARM, WOOD CAP, SHORT SKIRT, LOCKING MECHANISM

W: 29.5"	D: 30"	H: 42"	SW: 22"	SD: 19.5"	SH: 18.5"	AH: 24.75"	WT: 68 lb.		
	B/COM	C	D	E	F	G	H	I	J
Zone 1:	2666	2738	2826	2922	3066	3210	3350	3494	3634
Zone 2:	2727	2799	2887	2983	3127	3271	3411	3555	3695
Zone 3:	2788	2860	2948	3044	3188	3332	3472	3616	3756
Zone 4:	2850	2922	3010	3106	3250	3394	3534	3678	3818

General Information:

COM: 4 yd. ♦
 WOOD SPECS: Oak, Maple
 MOIS. BARR: included
 CA TB133: +\$160

54151WLG24 GLIDER, 24" SEAT, UPH ARM, WOOD CAP, SHORT SKIRT, LOCKING MECHANISM

W: 31.5"	D: 30"	H: 42"	SW: 24"	SD: 19.5"	SH: 18.5"	AH: 24.75"	WT: 71 lb.		
	B/COM	C	D	E	F	G	H	I	J
Zone 1:	2782	2859	2952	3054	3207	3360	3509	3662	3811
Zone 2:	2845	2922	3015	3117	3270	3423	3572	3725	3874
Zone 3:	2909	2986	3079	3181	3334	3487	3636	3789	3938
Zone 4:	2976	3053	3146	3248	3401	3554	3703	3856	4005

General Information:

COM: 4.25 yd. ♦
 WOOD SPECS: Oak, Maple
 MOIS. BARR: included
 CA TB133: +\$170

54151ULG20 GLIDER, 20" SEAT, UPH ARM, URETHANE CAP, SHORT SKIRT, LOCKING MECHANISM

W: 27.5"	D: 30"	H: 42"	SW: 20"	SD: 19.5"	SH: 18.5"	AH: 24.75"	WT: 65 lb.		
	B/COM	C	D	E	F	G	H	I	J
Zone 1:	2561	2633	2721	2817	2961	3105	3245	3389	3529
Zone 2:	2620	2692	2780	2876	3020	3164	3304	3448	3588
Zone 3:	2678	2750	2838	2934	3078	3222	3362	3506	3646
Zone 4:	2737	2809	2897	2993	3137	3281	3421	3565	3705

Urethane arm caps are available in black, khaki or espresso.

General Information:

COM: 4 yd. ♦
 WOOD SPECS: Oak, Maple
 MOIS. BARR: included
 CA TB133: +\$160



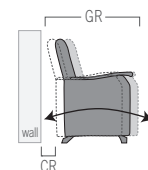
54151ULG22 GLIDER, 22" SEAT, UPH ARM, URETHANE CAP, SHORT SKIRT, LOCKING MECHANISM

W: 29.5"	D: 30"	H: 42"	SW: 22"	SD: 19.5"	SH: 18.5"	AH: 24.75"	WT: 68 lb.		
	B/COM	C	D	E	F	G	H	I	J
Zone 1:	2666	2738	2826	2922	3066	3210	3350	3494	3634
Zone 2:	2727	2799	2887	2983	3127	3271	3411	3555	3695
Zone 3:	2788	2860	2948	3044	3188	3332	3472	3616	3756
Zone 4:	2850	2922	3010	3106	3250	3394	3534	3678	3818

Urethane arm caps are available in black, khaki or espresso.

General Information:

COM: 4 yd. ♦
 WOOD SPECS: Oak, Maple
 MOIS. BARR: included
 CA TB133: +\$160



GR- Glider range from forward point to rear point is 41"
 CR- Clearance required when placed against a wall is 7"

54151ULG24 GLIDER, 24" SEAT, UPH ARM, URETHANE CAP, SHORT SKIRT, LOCKING MECHANISM

W: 31.5"	D: 30"	H: 42"	SW: 24"	SD: 19.5"	SH: 18.5"	AH: 24.75"	WT: 71 lb.		
	B/COM	C	D	E	F	G	H	I	J
Zone 1:	2782	2859	2952	3054	3207	3360	3509	3662	3811
Zone 2:	2845	2922	3015	3117	3270	3423	3572	3725	3874
Zone 3:	2909	2986	3079	3181	3334	3487	3636	3789	3938
Zone 4:	2976	3053	3146	3248	3401	3554	3703	3856	4005


Urethane arm caps are available in black, khaki or espresso.

General Information:

COM: 4.25 yd. ♦
 WOOD SPECS: Oak, Maple
 MOIS. BARR: included
 CA TB133: +\$170

- When ordering specify:
- Product number
 - Fabric vendor, pattern and color
 - Oak or maple wood
 - Finish
 - Urethane cap color

Versant glider



54251WG20 GLIDER, 20" SEAT, UPH ARM, WOOD CAP, LONG SKIRT

W: 27.5"	D: 30"	H: 42"	SW: 20"	SD: 19.5"	SH: 18.5"	AH: 24.75"	WT: 63 lb.		
B/COM	C	D	E	F	G	H	I	J	
Zone 1:	2444	2516	2604	2700	2844	2988	3128	3272	3412
Zone 2:	2500	2572	2660	2756	2900	3044	3184	3328	3468
Zone 3:	2557	2629	2717	2813	2957	3101	3241	3385	3525
Zone 4:	2613	2685	2773	2869	3013	3157	3297	3441	3581

General Information:

COM: 4 yd. ♦
 WOOD SPECS: Oak, Maple
 MOIS. BARR: included
 CA TB133: +\$160

54251WG22 GLIDER, 22" SEAT, UPH ARM, WOOD CAP, LONG SKIRT

W: 29.5"	D: 30"	H: 42"	SW: 22"	SD: 19.5"	SH: 18.5"	AH: 24.75"	WT: 66 lb.		
B/COM	C	D	E	F	G	H	I	J	
Zone 1:	2548	2625	2718	2820	2973	3126	3275	3428	3577
Zone 2:	2606	2683	2776	2878	3031	3184	3333	3486	3635
Zone 3:	2666	2743	2836	2938	3091	3244	3393	3546	3695
Zone 4:	2724	2801	2894	2996	3149	3302	3451	3604	3753

General Information:

COM: 4.25 yd. ♦
 WOOD SPECS: Oak, Maple
 MOIS. BARR: included
 CA TB133: +\$170

54251WG24 GLIDER, 24" SEAT, UPH ARM, WOOD CAP, LONG SKIRT

W: 31.5"	D: 30"	H: 42"	SW: 24"	SD: 19.5"	SH: 18.5"	AH: 24.75"	WT: 69 lb.		
B/COM	C	D	E	F	G	H	I	J	
Zone 1:	2658	2739	2838	2946	3108	3270	3428	3590	3747
Zone 2:	2719	2800	2899	3007	3169	3331	3489	3651	3808
Zone 3:	2780	2861	2960	3068	3230	3392	3550	3712	3869
Zone 4:	2842	2923	3022	3130	3292	3454	3612	3774	3931

General Information:

COM: 4.5 yd. ♦
 WOOD SPECS: Oak, Maple
 MOIS. BARR: included
 CA TB133: +\$180



54251UG20 GLIDER, 20" SEAT, UPH ARM, URETHANE CAP, LONG SKIRT

W: 27.5"	D: 30"	H: 42"	SW: 20"	SD: 19.5"	SH: 18.5"	AH: 24.75"	WT: 63 lb.		
B/COM	C	D	E	F	G	H	I	J	
Zone 1:	2444	2516	2604	2700	2844	2988	3128	3272	3412
Zone 2:	2500	2572	2660	2756	2900	3044	3184	3328	3468
Zone 3:	2557	2629	2717	2813	2957	3101	3241	3385	3525
Zone 4:	2613	2685	2773	2869	3013	3157	3297	3441	3581

General Information:

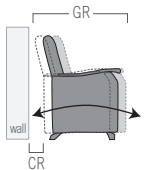
COM: 4 yd. ♦
 WOOD SPECS: Oak, Maple
 MOIS. BARR: included
 CA TB133: +\$160

54251UG22 GLIDER, 22" SEAT, UPH ARM, URETHANE CAP, LONG SKIRT

W: 29.5"	D: 30"	H: 42"	SW: 22"	SD: 19.5"	SH: 18.5"	AH: 24.75"	WT: 66 lb.		
B/COM	C	D	E	F	G	H	I	J	
Zone 1:	2548	2625	2718	2820	2973	3126	3275	3428	3577
Zone 2:	2606	2683	2776	2878	3031	3184	3333	3486	3635
Zone 3:	2666	2743	2836	2938	3091	3244	3393	3546	3695
Zone 4:	2724	2801	2894	2996	3149	3302	3451	3604	3753

General Information:

COM: 4.25 yd. ♦
 WOOD SPECS: Oak, Maple
 MOIS. BARR: included
 CA TB133: +\$170



GR- Glider range from forward point to rear point is 41"
 CR- Clearance required when placed against a wall is 7"

54251UG24 GLIDER, 24" SEAT, UPH ARM, URETHANE CAP, LONG SKIRT

W: 31.5"	D: 30"	H: 42"	SW: 24"	SD: 19.5"	SH: 18.5"	AH: 24.75"	WT: 69 lb.		
B/COM	C	D	E	F	G	H	I	J	
Zone 1:	2658	2739	2838	2946	3108	3270	3428	3590	3747
Zone 2:	2719	2800	2899	3007	3169	3331	3489	3651	3808
Zone 3:	2780	2861	2960	3068	3230	3392	3550	3712	3869
Zone 4:	2842	2923	3022	3130	3292	3454	3612	3774	3931

General Information:

COM: 4.5 yd. ♦
 WOOD SPECS: Oak, Maple
 MOIS. BARR: included
 CA TB133: +\$180

- When ordering specify:
- Product number
 - Fabric vendor, pattern and color
 - Oak or maple wood
 - Finish
 - Urethane cap color


Urethane arm caps are available in black, khaki or espresso.

54251WLG20 GLIDER, 20" SEAT, UPH ARM, WOOD CAP, LONG SKIRT, LOCKING MECHANISM

W: 27.5"	D: 30"	H: 42"	SW: 20"	SD: 19.5"	SH: 18.5"	AH: 24.75"	WT: 65 lb.		
	B/COM	C	D	E	F	G	H	I	J
Zone 1:	2598	2670	2758	2854	2998	3142	3282	3426	3566
Zone 2:	2657	2729	2817	2913	3057	3201	3341	3485	3625
Zone 3:	2718	2790	2878	2974	3118	3262	3402	3546	3686
Zone 4:	2778	2850	2938	3034	3178	3322	3462	3606	3746

General Information:

COM: 4 yd. ♦
 WOOD SPECS: Oak, Maple
 MOIS. BARR: included
 CA TB133: +\$160



54251WLG22 GLIDER, 22" SEAT, UPH ARM, WOOD CAP, LONG SKIRT, LOCKING MECHANISM

W: 29.5"	D: 30"	H: 42"	SW: 22"	SD: 19.5"	SH: 18.5"	AH: 24.75"	WT: 68 lb.		
	B/COM	C	D	E	F	G	H	I	J
Zone 1:	2708	2785	2878	2980	3133	3286	3435	3588	3737
Zone 2:	2771	2848	2941	3043	3196	3349	3498	3651	3800
Zone 3:	2833	2910	3003	3105	3258	3411	3560	3713	3862
Zone 4:	2896	2973	3066	3168	3321	3474	3623	3776	3925

General Information:

COM: 4.25 yd. ♦
 WOOD SPECS: Oak, Maple
 MOIS. BARR: included
 CA TB133: +\$170

54251WLG24 GLIDER, 24" SEAT, UPH ARM, WOOD CAP, LONG SKIRT, LOCKING MECHANISM

W: 31.5"	D: 30"	H: 42"	SW: 24"	SD: 19.5"	SH: 18.5"	AH: 24.75"	WT: 71 lb.		
	B/COM	C	D	E	F	G	H	I	J
Zone 1:	2824	2905	3004	3112	3274	3436	3594	3756	3913
Zone 2:	2890	2971	3070	3178	3340	3502	3660	3822	3979
Zone 3:	2955	3036	3135	3243	3405	3567	3725	3887	4044
Zone 4:	3020	3101	3200	3308	3470	3632	3790	3952	4109

General Information:

COM: 4.5 yd. ♦
 WOOD SPECS: Oak, Maple
 MOIS. BARR: included
 CA TB133: +\$180

54251ULG20 GLIDER, 20" SEAT, UPH ARM, URETHANE CAP, LONG SKIRT, LOCKING MECHANISM

W: 27.5"	D: 30"	H: 42"	SW: 20"	SD: 19.5"	SH: 18.5"	AH: 24.75"	WT: 65 lb.		
	B/COM	C	D	E	F	G	H	I	J
Zone 1:	2598	2670	2758	2854	2998	3142	3282	3426	3566
Zone 2:	2657	2729	2817	2913	3057	3201	3341	3485	3625
Zone 3:	2718	2790	2878	2974	3118	3262	3402	3546	3686
Zone 4:	2778	2850	2938	3034	3178	3322	3462	3606	3746

General Information:

COM: 4 yd. ♦
 WOOD SPECS: Oak, Maple
 MOIS. BARR: included
 CA TB133: +\$160



Urethane arm caps are available in black, khaki or espresso.

54251ULG22 GLIDER, 22" SEAT, UPH ARM, URETHANE CAP, LONG SKIRT, LOCKING MECHANISM

W: 29.5"	D: 30"	H: 42"	SW: 22"	SD: 19.5"	SH: 18.5"	AH: 24.75"	WT: 68 lb.		
	B/COM	C	D	E	F	G	H	I	J
Zone 1:	2708	2785	2878	2980	3133	3286	3435	3588	3737
Zone 2:	2771	2848	2941	3043	3196	3349	3498	3651	3800
Zone 3:	2833	2910	3003	3105	3258	3411	3560	3713	3862
Zone 4:	2896	2973	3066	3168	3321	3474	3623	3776	3925

General Information:

COM: 4.25 yd. ♦
 WOOD SPECS: Oak, Maple
 MOIS. BARR: included
 CA TB133: +\$170

Urethane arm caps are available in black, khaki or espresso.

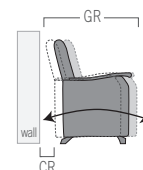
54251ULG24 GLIDER, 24" SEAT, UPH ARM, URETHANE CAP, LONG SKIRT, LOCKING MECHANISM

W: 31.5"	D: 30"	H: 42"	SW: 24"	SD: 19.5"	SH: 18.5"	AH: 24.75"	WT: 71 lb.		
	B/COM	C	D	E	F	G	H	I	J
Zone 1:	2824	2905	3004	3112	3274	3436	3594	3756	3913
Zone 2:	2890	2971	3070	3178	3340	3502	3660	3822	3979
Zone 3:	2955	3036	3135	3243	3405	3567	3725	3887	4044
Zone 4:	3020	3101	3200	3308	3470	3632	3790	3952	4109

General Information:

COM: 4.5 yd. ♦
 WOOD SPECS: Oak, Maple
 MOIS. BARR: included
 CA TB133: +\$180


Urethane arm caps are available in black, khaki or espresso.



GR- Glider range from forward point to rear point is 41"
 CR- Clearance required when placed against a wall is 7"

- When ordering specify:
- Product number
 - Fabric vendor, pattern and color
 - Oak or maple wood
 - Finish
 - Urethane cap color

Versant recliners



Arm Options



Urethane arm caps are available in black, khaki or espresso.

Back Options



Specify standard or wide

Tables



Available right side only (facing front). 3 mm vinyl or self-edge standard. Full-flip tables cannot be used with a foley-bag hook. Full-flip table is 13.5"D x 20"W.




Available right side only (facing front). 3 mm vinyl or self-edge is standard. Half-flip table is 13.5"D x 13.25"W.

Accessories



Specify right or left (facing front).




Specify right or left (facing front).



Specify right or left (facing front).



Not available when ordering urethane arm cap models.



Available right side only (facing front).

54981W PATIENT RECLINER, WOOD CAP

W: 30"	D: 34.75"	H: 44"	SW: 21.5"	SD: 20.5"	SH: 19.5"	AH: 25"	WT: 125 lb.		
	B/COM	C	D	E	F	G	H	I	J
Zone 1:	4022	4108	4212	4326	4497	4668	4834	5005	5172
Zone 2:	4115	4201	4305	4419	4590	4761	4927	5098	5265
Zone 3:	4211	4297	4401	4515	4686	4857	5023	5194	5361
Zone 4:	4304	4390	4494	4608	4779	4950	5116	5287	5454

General Information:

COM: 4.75 yd. ♦
 WOOD SPECS: Oak, Maple
 MOIS. BARR: included
 CA TB133: +\$190



54W981W PATIENT RECLINER, WIDE, WOOD CAP

W: 32"	D: 34.75"	H: 44"	SW: 23.5"	SD: 20.5"	SH: 19.5"	AH: 25"	WT: 130 lb.		
	B/COM	C	D	E	F	G	H	I	J
Zone 1:	4329	4419	4529	4649	4829	5009	5184	5364	5539
Zone 2:	4431	4521	4631	4751	4931	5111	5286	5466	5641
Zone 3:	4531	4621	4731	4851	5031	5211	5386	5566	5741
Zone 4:	4630	4720	4830	4950	5130	5310	5485	5665	5840

General Information:

COM: 5 yd. ♦
 WOOD SPECS: Oak, Maple
 MOIS. BARR: included
 CA TB133: +\$200



54981U PATIENT RECLINER, URETHANE CAP

W: 30"	D: 34.75"	H: 44"	SW: 21.5"	SD: 20.5"	SH: 19.5"	AH: 25"	WT: 125 lb.		
	B/COM	C	D	E	F	G	H	I	J
Zone 1:	4022	4108	4212	4326	4497	4668	4834	5005	5172
Zone 2:	4115	4201	4305	4419	4590	4761	4927	5098	5265
Zone 3:	4211	4297	4401	4515	4686	4857	5023	5194	5361
Zone 4:	4304	4390	4494	4608	4779	4950	5116	5287	5454

General Information:

COM: 4.75 yd. ♦
 WOOD SPECS: Oak, Maple
 MOIS. BARR: included
 CA TB133: +\$190



Urethane arm caps and pushbar available in black, khaki or espresso.

54W981U PATIENT RECLINER, WIDE, URETHANE CAP

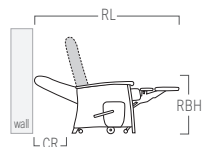
W: 32"	D: 34.75"	H: 44"	SW: 23.5"	SD: 20.5"	SH: 19.5"	AH: 25"	WT: 130 lb.		
	B/COM	C	D	E	F	G	H	I	J
Zone 1:	4329	4419	4529	4649	4829	5009	5184	5364	5539
Zone 2:	4431	4521	4631	4751	4931	5111	5286	5466	5641
Zone 3:	4531	4621	4731	4851	5031	5211	5386	5566	5741
Zone 4:	4630	4720	4830	4950	5130	5310	5485	5665	5840

General Information:

COM: 5 yd. ♦
 WOOD SPECS: Oak, Maple
 MOIS. BARR: included
 CA TB133: +\$200



Urethane arm caps and pushbar available in black, khaki or espresso.



RL- Reclined length 65"
 RBH- Reclined back height 33.5"
 CR- Clearance required when placed against a wall is 24"

- When ordering specify:
- Product number
 - Fabric vendor, pattern and color
 - Oak or maple wood
 - Finish
 - Recliner options
 - Urethane cap color

Versant orthopedic recliners



54H981W ORTHOPEDIC RECLINER, WOOD CAP

W: 30"	D: 34.75"	H: 46"	SW: 21.5"	SD: 20.5"	SH: 21.5"	AH: 27"	WT: 128 lb.		
B/COM	C	D	E	F	G	H	I	J	
Zone 1:	4269	4359	4469	4589	4769	4949	5124	5304	5479
Zone 2:	4368	4458	4568	4688	4868	5048	5223	5403	5578
Zone 3:	4467	4557	4667	4787	4967	5147	5322	5502	5677
Zone 4:	4566	4656	4766	4886	5066	5246	5421	5601	5776

General Information:

COM: 5 yd. ♦
 WOOD SPECS: Oak, Maple
 MOIS. BARR: included
 CA TB133: +\$200



54WH981W ORTHOPEDIC RECLINER, WIDE, WOOD CAP

W: 32"	D: 34.75"	H: 46"	SW: 23.5"	SD: 20.5"	SH: 21.5"	AH: 27"	WT: 133 lb.		
B/COM	C	D	E	F	G	H	I	J	
Zone 1:	4574	4669	4784	4910	5099	5288	5472	5661	5845
Zone 2:	4681	4776	4891	5017	5206	5395	5579	5768	5952
Zone 3:	4788	4883	4998	5124	5313	5502	5686	5875	6059
Zone 4:	4894	4989	5104	5230	5419	5608	5792	5981	6165

General Information:

COM: 5.25 yd. ♦
 WOOD SPECS: Oak, Maple
 MOIS. BARR: included
 CA TB133: +\$210



54H981U ORTHOPEDIC RECLINER, URETHANE CAP

W: 30"	D: 34.75"	H: 46"	SW: 21.5"	SD: 20.5"	SH: 21.5"	AH: 27"	WT: 128 lb.		
B/COM	C	D	E	F	G	H	I	J	
Zone 1:	4269	4359	4469	4589	4769	4949	5124	5304	5479
Zone 2:	4368	4458	4568	4688	4868	5048	5223	5403	5578
Zone 3:	4467	4557	4667	4787	4967	5147	5322	5502	5677
Zone 4:	4566	4656	4766	4886	5066	5246	5421	5601	5776

General Information:

COM: 5 yd. ♦
 WOOD SPECS: Oak, Maple
 MOIS. BARR: included
 CA TB133: +\$200

Urethane arm caps and pushbar available in black, khaki or espresso.



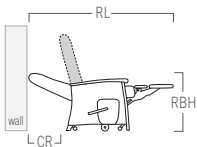
54WH981U ORTHOPEDIC RECLINER, WIDE, URETHANE CAP

W: 32"	D: 34.75"	H: 46"	SW: 23.5"	SD: 20.5"	SH: 21.5"	AH: 27"	WT: 133 lb.		
B/COM	C	D	E	F	G	H	I	J	
Zone 1:	4574	4669	4784	4910	5099	5288	5472	5661	5845
Zone 2:	4681	4776	4891	5017	5206	5395	5579	5768	5952
Zone 3:	4788	4883	4998	5124	5313	5502	5686	5875	6059
Zone 4:	4894	4989	5104	5230	5419	5608	5792	5981	6165

General Information:

COM: 5.25 yd. ♦
 WOOD SPECS: Oak, Maple
 MOIS. BARR: included
 CA TB133: +\$210

Urethane arm caps and pushbar available in black, khaki or espresso.



RL- Reclined length 73"
 RBH- Reclined back height 31"
 CR- Clearance required when placed against a wall is 23"

- When ordering specify:
- Product number
 - Fabric vendor, pattern and color
 - Oak or maple wood
 - Finish
 - Recliner options
 - Urethane cap color

54981WP SLEEP RECLINER, WOOD CAP

W: 30"	D: 34.75"	H: 44"	SW: 21.5"	SD: 20.5"	SH: 19.5"	AH: 25"	WT: 140 lb.		
B/COM	C	D	E	F	G	H	I	J	
Zone 1:	4408	4494	4598	4712	4883	5054	5220	5391	5558
Zone 2:	4511	4597	4701	4815	4986	5157	5323	5494	5661
Zone 3:	4613	4699	4803	4917	5088	5259	5425	5596	5763
Zone 4:	4716	4802	4906	5020	5191	5362	5528	5699	5866

General Information:

COM: 4.75 yd. ♦
 WOOD SPECS: Oak, Maple
 MOIS. BARR: included
 CA TB133: +\$190



54W981WP SLEEP RECLINER, WIDE, WOOD CAP

W: 32"	D: 34.75"	H: 44"	SW: 23.5"	SD: 20.5"	SH: 19.5"	AH: 25"	WT: 145 lb.		
B/COM	C	D	E	F	G	H	I	J	
Zone 1:	4714	4804	4914	5034	5214	5394	5569	5749	5924
Zone 2:	4824	4914	5024	5144	5324	5504	5679	5859	6034
Zone 3:	4934	5024	5134	5254	5434	5614	5789	5969	6144
Zone 4:	5045	5135	5245	5365	5545	5725	5900	6080	6255

General Information:

COM: 5 yd. ♦
 WOOD SPECS: Oak, Maple
 MOIS. BARR: included
 CA TB133: +\$200



54981UP SLEEP RECLINER, URETHANE CAP

W: 30"	D: 34.75"	H: 44"	SW: 21.5"	SD: 20.5"	SH: 19.5"	AH: 25"	WT: 140 lb.		
B/COM	C	D	E	F	G	H	I	J	
Zone 1:	4408	4494	4598	4712	4883	5054	5220	5391	5558
Zone 2:	4511	4597	4701	4815	4986	5157	5323	5494	5661
Zone 3:	4613	4699	4803	4917	5088	5259	5425	5596	5763
Zone 4:	4716	4802	4906	5020	5191	5362	5528	5699	5866

General Information:

COM: 4.75 yd. ♦
 WOOD SPECS: Oak, Maple
 MOIS. BARR: included
 CA TB133: +\$190



Urethane arm caps and pushbar available in black, khaki or espresso.

54W981UP SLEEP RECLINER, WIDE, URETHANE CAP

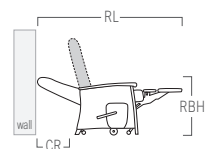
W: 32"	D: 34.75"	H: 44"	SW: 23.5"	SD: 20.5"	SH: 19.5"	AH: 25"	WT: 145 lb.		
B/COM	C	D	E	F	G	H	I	J	
Zone 1:	4714	4804	4914	5034	5214	5394	5569	5749	5924
Zone 2:	4824	4914	5024	5144	5324	5504	5679	5859	6034
Zone 3:	4934	5024	5134	5254	5434	5614	5789	5969	6144
Zone 4:	5045	5135	5245	5365	5545	5725	5900	6080	6255

General Information:

COM: 5 yd. ♦
 WOOD SPECS: Oak, Maple
 MOIS. BARR: included
 CA TB133: +\$200



Urethane arm caps and pushbar available in black, khaki or espresso.



RL- Reclined length 73"
 RBH- Reclined back height 31"
 Back angle is 168 degrees
 CR- Clearance required when placed against a wall is 21"

- When ordering specify:
- Product number
 - Fabric vendor, pattern and color
 - Oak or maple wood
 - Finish
 - Recliner options
 - Urethane cap color

Versant orthopedic sleep recliners



54H981WP ORTHOPEDIC SLEEP RECLINER, WOOD CAP									
W: 30"	D: 34.75"	H: 46"	SW: 21.5"	SD: 20.5"	SH: 21.5"	AH: 27"	WT: 148 lb.		
B/COM	C	D	E	F	G	H	I	J	
Zone 1:	4654	4744	4854	4974	5154	5334	5509	5689	5864
Zone 2:	4763	4853	4963	5083	5263	5443	5618	5798	5973
Zone 3:	4870	4960	5070	5190	5370	5550	5725	5905	6080
Zone 4:	4979	5069	5179	5299	5479	5659	5834	6014	6189

General Information:

COM: 5 yd. ♦
 WOOD SPECS: Oak, Maple
 MOIS. BARR: included
 CA TB133: +\$200



54WH981WP ORTHOPEDIC SLEEP RECLINER, WIDE, WOOD CAP									
W: 32"	D: 34.75"	H: 46"	SW: 23.5"	SD: 20.5"	SH: 21.5"	AH: 27"	WT: 150 lb.		
B/COM	C	D	E	F	G	H	I	J	
Zone 1:	4744	4839	4954	5080	5269	5458	5642	5831	6015
Zone 2:	4855	4950	5065	5191	5380	5569	5753	5942	6126
Zone 3:	4964	5059	5174	5300	5489	5678	5862	6051	6235
Zone 4:	5075	5170	5285	5411	5600	5789	5973	6162	6346

General Information:

COM: 5.25 yd. ♦
 WOOD SPECS: Oak, Maple
 MOIS. BARR: included
 CA TB133: +\$210



54H981UP ORTHOPEDIC SLEEP RECLINER, URETHANE CAP									
W: 30"	D: 34.75"	H: 46"	SW: 21.5"	SD: 20.5"	SH: 21.5"	AH: 27"	WT: 148 lb.		
B/COM	C	D	E	F	G	H	I	J	
Zone 1:	4654	4744	4854	4974	5154	5334	5509	5689	5864
Zone 2:	4763	4853	4963	5083	5263	5443	5618	5798	5973
Zone 3:	4870	4960	5070	5190	5370	5550	5725	5905	6080
Zone 4:	4979	5069	5179	5299	5479	5659	5834	6014	6189

General Information:

COM: 5 yd. ♦
 WOOD SPECS: Oak, Maple
 MOIS. BARR: included
 CA TB133: +\$200

Urethane arm caps and pushbar available in black, khaki or espresso.

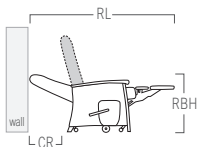


54WH981UP ORTHOPEDIC SLEEP RECLINER, WIDE, URETHANE CAP									
W: 32"	D: 34.75"	H: 46"	SW: 23.5"	SD: 20.5"	SH: 21.5"	AH: 27"	WT: 150 lb.		
B/COM	C	D	E	F	G	H	I	J	
Zone 1:	4744	4839	4954	5080	5269	5458	5642	5831	6015
Zone 2:	4855	4950	5065	5191	5380	5569	5753	5942	6126
Zone 3:	4964	5059	5174	5300	5489	5678	5862	6051	6235
Zone 4:	5075	5170	5285	5411	5600	5789	5973	6162	6346

General Information:

COM: 5.25 yd. ♦
 WOOD SPECS: Oak, Maple
 MOIS. BARR: included
 CA TB133: +\$210

Urethane arm caps and pushbar available in black, khaki or espresso.



RL- Reclined length 73"
 RBH- Reclined back height 31"
 Back angle is 168 degrees
 CR- Clearance required when placed against a wall is 21"

- When ordering specify:
- Product number
 - Fabric vendor, pattern and color
 - Oak or maple wood
 - Finish
 - Recliner options
 - Urethane cap color

54981WPT TRENDELENBURG RECLINER, WOOD CAP

W: 30"	D: 34.75"	H: 44"	SW: 21.5"	SD: 20.5"	SH: 19"	AH: 24.75"	WT: 148 lb.		
	B/COM	C	D	E	F	G	H	I	J
Zone 1:	4441	4527	4631	4745	4916	5087	5253	5424	5591
Zone 2:	4546	4632	4736	4850	5021	5192	5358	5529	5696
Zone 3:	4649	4735	4839	4953	5124	5295	5461	5632	5799
Zone 4:	4753	4839	4943	5057	5228	5399	5565	5736	5903

General Information:

COM: 4.75 yd. ♦
 WOOD SPECS: Oak, Maple
 MOIS. BARR: included
 CA TB133: +\$190



54W981WPT TRENDELENBURG RECLINER, WIDE, WOOD CAP

W: 32"	D: 34.75"	H: 44"	SW: 23.5"	SD: 20.5"	SH: 19"	AH: 24.75"	WT: 150 lb.		
	B/COM	C	D	E	F	G	H	I	J
Zone 1:	4742	4832	4942	5062	5242	5422	5597	5777	5952
Zone 2:	4853	4943	5053	5173	5353	5533	5708	5888	6063
Zone 3:	4965	5055	5165	5285	5465	5645	5820	6000	6175
Zone 4:	5073	5163	5273	5393	5573	5753	5928	6108	6283

General Information:

COM: 5 yd. ♦
 WOOD SPECS: Oak, Maple
 MOIS. BARR: included
 CA TB133: +\$200



54981UPT TRENDELENBURG RECLINER, URETHANE CAP

W: 30"	D: 34.75"	H: 44"	SW: 21.5"	SD: 20.5"	SH: 19"	AH: 24.75"	WT: 148 lb.		
	B/COM	C	D	E	F	G	H	I	J
Zone 1:	4441	4527	4631	4745	4916	5087	5253	5424	5591
Zone 2:	4546	4632	4736	4850	5021	5192	5358	5529	5696
Zone 3:	4649	4735	4839	4953	5124	5295	5461	5632	5799
Zone 4:	4753	4839	4943	5057	5228	5399	5565	5736	5903

General Information:

COM: 4.75 yd. ♦
 WOOD SPECS: Oak, Maple
 MOIS. BARR: included
 CA TB133: +\$190



Urethane arm caps and pushbar available in black, khaki or espresso.

54W981UPT TRENDELENBURG RECLINER, WIDE, URETHANE CAP

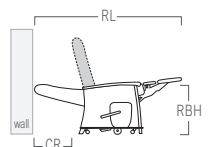
W: 32"	D: 34.75"	H: 44"	SW: 23.5"	SD: 20.5"	SH: 19"	AH: 24.75"	WT: 150 lb.		
	B/COM	C	D	E	F	G	H	I	J
Zone 1:	4742	4832	4942	5062	5242	5422	5597	5777	5952
Zone 2:	4853	4943	5053	5173	5353	5533	5708	5888	6063
Zone 3:	4965	5055	5165	5285	5465	5645	5820	6000	6175
Zone 4:	5073	5163	5273	5393	5573	5753	5928	6108	6283

General Information:

COM: 5 yd. ♦
 WOOD SPECS: Oak, Maple
 MOIS. BARR: included
 CA TB133: +\$200




Urethane arm caps and pushbar available in black, khaki or espresso.



RL- Reclined length 65"
 RBH- Reclined back height 28"
 CR- Clearance required when placed against a wall is 24"

- When ordering specify:
- Product number
 - Fabric vendor, pattern and color
 - Oak or maple wood
 - Finish
 - Recliner options
 - Urethane cap color

Versant sleep chairs



54841W24 SLEEP CHAIR, 24" SEAT, WOOD CAP

W: 32.5"	D: 39"	H: 31.25"	SW: 24"	SD: 21.75"	SH: 17.5"	AH: 24.5"	WT: 130 lb.		
	B/COM	C	D	E	F	G	H	I	J
Zone 1:	3944	4066	4214	4376	4619	4862	5098	5341	5578
Zone 2:	4035	4157	4305	4467	4710	4953	5189	5432	5669
Zone 3:	4125	4247	4395	4557	4800	5043	5279	5522	5759
Zone 4:	4216	4338	4486	4648	4891	5134	5370	5613	5850

General Information:

COM: 6.75 yd. ♦
 WOOD SPECS: Oak, Maple
 MOIS. BARR: included
 CA TB133: +\$270

54841W30 SLEEP CHAIR, 30" SEAT, WOOD CAP

W: 38.5"	D: 39"	H: 31.25"	SW: 30"	SD: 21.75"	SH: 17.5"	AH: 24.5"	WT: 148 lb.		
	B/COM	C	D	E	F	G	H	I	J
Zone 1:	4290	4461	4670	4898	5240	5582	5915	6257	6589
Zone 2:	4389	4560	4769	4997	5339	5681	6014	6356	6688
Zone 3:	4486	4657	4866	5094	5436	5778	6111	6453	6785
Zone 4:	4583	4754	4963	5191	5533	5875	6208	6550	6882

General Information:

COM: 9.5 yd. ♦
 WOOD SPECS: Oak, Maple
 MOIS. BARR: included
 CA TB133: +\$380

54841W48 SLEEP CHAIR, 48" SEAT, WOOD CAP

W: 56.5"	D: 39"	H: 31.25"	SW: 48"	SD: 21.75"	SH: 17.5"	AH: 24.5"	WT: 202 lb.		
	B/COM	C	D	E	F	G	H	I	J
Zone 1:	4945	5125	5345	5585	5945	6305	6655	7015	7365
Zone 2:	5056	5236	5456	5696	6056	6416	6766	7126	7476
Zone 3:	5169	5349	5569	5809	6169	6529	6879	7239	7589
Zone 4:	5282	5462	5682	5922	6282	6642	6992	7352	7702

General Information:

COM: 10 yd. ♦
 WOOD SPECS: Oak, Maple
 MOIS. BARR: included
 CA TB133: +\$400

54841U24 SLEEP CHAIR, 24" SEAT, URETHANE CAP

W: 32.5"	D: 39"	H: 31.25"	SW: 24"	SD: 21.75"	SH: 17.5"	AH: 24.5"	WT: 133 lb.		
	B/COM	C	D	E	F	G	H	I	J
Zone 1:	3944	4066	4214	4376	4619	4862	5098	5341	5578
Zone 2:	4035	4157	4305	4467	4710	4953	5189	5432	5669
Zone 3:	4125	4247	4395	4557	4800	5043	5279	5522	5759
Zone 4:	4216	4338	4486	4648	4891	5134	5370	5613	5850

General Information:

COM: 6.75 yd. ♦
 WOOD SPECS: Oak, Maple
 MOIS. BARR: included
 CA TB133: +\$270

Urethane arm caps are available in black, khaki or espresso.

54841U30 SLEEP CHAIR, 30" SEAT, URETHANE CAP

W: 38.5"	D: 39"	H: 31.25"	SW: 30"	SD: 21.75"	SH: 17.5"	AH: 24.5"	WT: 151 lb.		
	B/COM	C	D	E	F	G	H	I	J
Zone 1:	4290	4461	4670	4898	5240	5582	5915	6257	6589
Zone 2:	4389	4560	4769	4997	5339	5681	6014	6356	6688
Zone 3:	4486	4657	4866	5094	5436	5778	6111	6453	6785
Zone 4:	4583	4754	4963	5191	5533	5875	6208	6550	6882

General Information:

COM: 9.5 yd. ♦
 WOOD SPECS: Oak, Maple
 MOIS. BARR: included
 CA TB133: +\$380

Urethane arm caps are available in black, khaki or espresso.

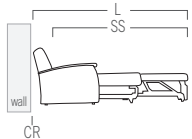
54841U48 SLEEP CHAIR, 48" SEAT, URETHANE CAP

W: 56.5"	D: 39"	H: 31.25"	SW: 48"	SD: 21.75"	SH: 17.5"	AH: 24.5"	WT: 205 lb.		
	B/COM	C	D	E	F	G	H	I	J
Zone 1:	4945	5125	5345	5585	5945	6305	6655	7015	7365
Zone 2:	5056	5236	5456	5696	6056	6416	6766	7126	7476
Zone 3:	5169	5349	5569	5809	6169	6529	6879	7239	7589
Zone 4:	5282	5462	5682	5922	6282	6642	6992	7352	7702

General Information:

COM: 10 yd. ♦
 WOOD SPECS: Oak, Maple
 MOIS. BARR: included
 CA TB133: +\$400

Urethane arm caps are available in black, khaki or espresso.




SS- Sleep surface 77"
 CR- Clearance required to open sleep surface when placed against a wall is 0"
 L- Overall length is 92"

- When ordering specify:
- Product number
 - Fabric vendor, pattern and color
 - Oak or maple wood
 - Finish
 - Sleep chair options
 - Urethane cap color

Accessories

Casters, 5 lb.	\$273	When 48" unit is ordered with casters: (2) slides are provided on the front and (2) locking casters are provided on the back.
Fitted Sheets, 2 lb.	\$60	



7324004 CHAIR, WOOD ARM, LOW BACK

W: 24"	D: 25.5"	H: 33"	SW: 20"	SD: -	SH: 18"	AH: 25.75"	WT: 28 lb.		
	B/COM	C	D	E	F	G	H	I	J
Zone 1:	1114	1141	1174	1210	1264	1318	1371	1425	1477
Zone 2:	1141	1168	1201	1237	1291	1345	1398	1452	1504
Zone 3:	1166	1193	1226	1262	1316	1370	1423	1477	1529
Zone 4:	1191	1218	1251	1287	1341	1395	1448	1502	1554

General Information:

COM: 1.5 yd. ♦
 WOOD SPECS: Beech
 MOIS. BARR: +\$8
 CA TB133: +\$60

7324029 LOVESEAT, WOOD ARM, LOW BACK

W: 46"	D: 25.5"	H: 33"	SW: 20"	SD: -	SH: 18"	AH: 25.75"	WT: 50 lb.		
	B/COM	C	D	E	F	G	H	I	J
Zone 1:	2111	2163	2227	2296	2401	2505	2607	2711	2813
Zone 2:	2161	2213	2277	2346	2451	2555	2657	2761	2863
Zone 3:	2209	2261	2325	2394	2499	2603	2705	2809	2911
Zone 4:	2257	2309	2373	2442	2547	2651	2753	2857	2959

General Information:

COM: 2.9 yd. ♦
 WOOD SPECS: Beech
 MOIS. BARR: +\$14
 CA TB133: +\$116

7324030 SOFA, WOOD ARM, LOW BACK

W: 68"	D: 25.5"	H: 33"	SW: 20"	SD: -	SH: 18"	AH: 25.75"	WT: 71 lb.		
	B/COM	C	D	E	F	G	H	I	J
Zone 1:	3037	3116	3213	3318	3477	3635	3789	3948	4102
Zone 2:	3107	3186	3283	3388	3547	3705	3859	4018	4172
Zone 3:	3177	3256	3353	3458	3617	3775	3929	4088	4242
Zone 4:	3248	3327	3424	3529	3688	3846	4000	4159	4313

General Information:

COM: 4.4 yd. ♦
 WOOD SPECS: Beech
 MOIS. BARR: +\$22
 CA TB133: +\$176

7324033 LOVESEAT, WOOD ARM, SHORT CENTER ARMS, LOW BACK

W: 46"	D: 25.5"	H: 33"	SW: 20"	SD: -	SH: 18"	AH: 25.75"	WT: 52 lb.		
	B/COM	C	D	E	F	G	H	I	J
Zone 1:	2194	2248	2314	2386	2494	2602	2707	2815	2920
Zone 2:	2247	2301	2367	2439	2547	2655	2760	2868	2973
Zone 3:	2297	2351	2417	2489	2597	2705	2810	2918	3023
Zone 4:	2348	2402	2468	2540	2648	2756	2861	2969	3074

General Information:

COM: 3 yd. ♦
 WOOD SPECS: Beech
 MOIS. BARR: +\$14
 CA TB133: +\$120

7324036 SOFA, WOOD ARM, SHORT CENTER ARMS, LOW BACK

W: 68"	D: 25.5"	H: 33"	SW: 20"	SD: -	SH: 18"	AH: 25.75"	WT: 75 lb.		
	B/COM	C	D	E	F	G	H	I	J
Zone 1:	3332	3411	3508	3613	3772	3930	4084	4243	4397
Zone 2:	3410	3489	3586	3691	3850	4008	4162	4321	4475
Zone 3:	3486	3565	3662	3767	3926	4084	4238	4397	4551
Zone 4:	3563	3642	3739	3844	4003	4161	4315	4474	4628

General Information:

COM: 4.4 yd. ♦
 WOOD SPECS: Beech
 MOIS. BARR: +\$22
 CA TB133: +\$176

Accessories

Urethane Arm Caps	+\$130	2 arms	Available in black, khaki or espresso.
Urethane Arm Caps	+\$195	3 arms	Available in black, khaki or espresso.
Urethane Arm Caps	+\$260	4 arms	Available in black, khaki or espresso.

- When ordering specify:
- Product number
 - Fabric vendor, pattern and color
 - Finish
 - Leg extension option
 - Moisture barrier option
 - Urethane cap color

Wedgewood mid back



7324005 CHAIR, WOOD ARM, MID BACK

W: 24"	D: 25.5"	H: 39"	SW: 20"	SD: -	SH: 18"	AH: 25.75"	WT: 31 lb.		
	B/COM	C	D	E	F	G	H	I	J
Zone 1:	1167	1194	1227	1263	1317	1371	1424	1478	1530
Zone 2:	1193	1220	1253	1289	1343	1397	1450	1504	1556
Zone 3:	1222	1249	1282	1318	1372	1426	1479	1533	1585
Zone 4:	1249	1276	1309	1345	1399	1453	1506	1560	1612

General Information:

COM: 1.5 yd. ♦
 WOOD SPECS: Beech
 MOIS. BARR: +\$8
 CA TB133: +\$60

7324031 LOVESEAT, WOOD ARM, MID BACK

W: 46"	D: 25.5"	H: 39"	SW: 20"	SD: -	SH: 18"	AH: 25.75"	WT: 54 lb.		
	B/COM	C	D	E	F	G	H	I	J
Zone 1:	2342	2396	2462	2534	2642	2750	2855	2963	3068
Zone 2:	2398	2452	2518	2590	2698	2806	2911	3019	3124
Zone 3:	2452	2506	2572	2644	2752	2860	2965	3073	3178
Zone 4:	2506	2560	2626	2698	2806	2914	3019	3127	3232

General Information:

COM: 3 yd. ♦
 WOOD SPECS: Beech
 MOIS. BARR: +\$14
 CA TB133: +\$120

7324032 SOFA, WOOD ARM, MID BACK

W: 68"	D: 25.5"	H: 39"	SW: 20"	SD: -	SH: 18"	AH: 25.75"	WT: 77 lb.		
	B/COM	C	D	E	F	G	H	I	J
Zone 1:	3367	3446	3543	3648	3807	3965	4119	4278	4432
Zone 2:	3446	3525	3622	3727	3886	4044	4198	4357	4511
Zone 3:	3522	3601	3698	3803	3962	4120	4274	4433	4587
Zone 4:	3601	3680	3777	3882	4041	4199	4353	4512	4666

General Information:

COM: 4.4 yd. ♦
 WOOD SPECS: Beech
 MOIS. BARR: +\$22
 CA TB133: +\$176

7324040 LOVESEAT, SHORT CENTER ARMS, MID BACK

W: 46"	D: 25.5"	H: 39"	SW: 20"	SD: -	SH: 18"	AH: 25.75"	WT: 56 lb.		
	B/COM	C	D	E	F	G	H	I	J
Zone 1:	2429	2483	2549	2621	2729	2837	2942	3050	3155
Zone 2:	2485	2539	2605	2677	2785	2893	2998	3106	3211
Zone 3:	2541	2595	2661	2733	2841	2949	3054	3162	3267
Zone 4:	2599	2653	2719	2791	2899	3007	3112	3220	3325

General Information:

COM: 3 yd. ♦
 WOOD SPECS: Beech
 MOIS. BARR: +\$14
 CA TB133: +\$120

7324043 SOFA, WOOD ARM, SHORT CENTER ARMS, MID BACK

W: 68"	D: 25.5"	H: 39"	SW: 20"	SD: -	SH: 18"	AH: 25.75"	WT: 81 lb.		
	B/COM	C	D	E	F	G	H	I	J
Zone 1:	3685	3764	3861	3966	4125	4283	4437	4596	4750
Zone 2:	3770	3849	3946	4051	4210	4368	4522	4681	4835
Zone 3:	3858	3937	4034	4139	4298	4456	4610	4769	4923
Zone 4:	3943	4022	4119	4224	4383	4541	4695	4854	5008

General Information:

COM: 4.4 yd. ♦
 WOOD SPECS: Beech
 MOIS. BARR: +\$22
 CA TB133: +\$176

Accessories

Urethane Arm Caps	+\$130	2 arms	Available in black, khaki or espresso.
Urethane Arm Caps	+\$195	3 arms	Available in black, khaki or espresso.
Urethane Arm Caps	+\$260	4 arms	Available in black, khaki or espresso.


- When ordering specify:
- Product number
 - Fabric vendor, pattern and color
 - Finish
 - Leg extension option
 - Moisture barrier option
 - Urethane cap color

7324006 PATIENT CHAIR, WOOD ARM, HIGH BACK

W: 24"	D: 25.5"	H: 43"	SW: 20"	SD: –	SH: 18"	AH: 25.75"	WT: 33 lb.		
	B/COM	C	D	E	F	G	H	I	J
Zone 1:	1231	1271	1319	1372	1451	1531	1608	1687	1764
Zone 2:	1260	1300	1348	1401	1480	1560	1637	1716	1793
Zone 3:	1288	1328	1376	1429	1508	1588	1665	1744	1821
Zone 4:	1317	1357	1405	1458	1537	1617	1694	1773	1850

General Information:

COM: 2.2 yd. ♦
 WOOD SPECS: Beech
 MOIS. BARR: +\$8
 CA TB133: +\$88



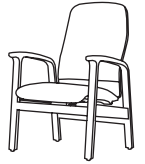
7324009 MOTION CHAIR, WOOD ARM, MID BACK

W: 25"	D: 26.5"	H: 39"	SW: 20.25"	SD: –	SH: 18"	AH: 25.75"	WT: 50 lb.		
	B/COM	C	D	E	F	G	H	I	J
Zone 1:	1656	1696	1744	1797	1876	1956	2033	2112	2189
Zone 2:	1694	1734	1782	1835	1914	1994	2071	2150	2227
Zone 3:	1734	1774	1822	1875	1954	2034	2111	2190	2267
Zone 4:	1772	1812	1860	1913	1992	2072	2149	2228	2305

Leg extensions are not available on motion chairs.

General Information:

COM: 2.2 yd. ♦
 WOOD SPECS: Beech
 MOIS. BARR: +\$6
 CA TB133: +\$88



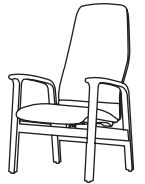
7324010 MOTION PATIENT CHAIR, WOOD ARM, HIGH BACK

W: 25"	D: 26.5"	H: 45"	SW: 20.25"	SD: –	SH: 18"	AH: 25.75"	WT: 52 lb.		
	B/COM	C	D	E	F	G	H	I	J
Zone 1:	1710	1750	1798	1851	1930	2010	2087	2166	2243
Zone 2:	1748	1788	1836	1889	1968	2048	2125	2204	2281
Zone 3:	1787	1827	1875	1928	2007	2087	2164	2243	2320
Zone 4:	1828	1868	1916	1969	2048	2128	2205	2284	2361

Leg extensions are not available on motion chairs.

General Information:

COM: 2.2 yd. ♦
 WOOD SPECS: Beech
 MOIS. BARR: +\$6
 CA TB133: +\$88



7024007 OTTOMAN, 10" HEIGHT

W: 19"	D: 16"	H: 10"	WT: 9 lb.						
	B/COM	C	D	E	F	G	H	I	J
Zone 1:	540	547	556	565	580	594	608	623	637
Zone 2:	553	560	569	578	593	607	621	636	650
Zone 3:	565	572	581	590	605	619	633	648	662
Zone 4:	580	587	596	605	620	634	648	663	677

General Information:

COM: 0.4 yd. ♦
 WOOD SPECS: Beech
 MOIS. BARR: +\$5
 CA TB133: +\$16

7024008 OTTOMAN, 18" HEIGHT

W: 19"	D: 16.75"	H: 18"	WT: 15 lb.						
	B/COM	C	D	E	F	G	H	I	J
Zone 1:	540	547	556	565	580	594	608	623	637
Zone 2:	553	560	569	578	593	607	621	636	650
Zone 3:	565	572	581	590	605	619	633	648	662
Zone 4:	580	587	596	605	620	634	648	663	677

General Information:

COM: 0.4 yd. ♦
 WOOD SPECS: Beech
 MOIS. BARR: +\$5
 CA TB133: +\$16

Accessories

Urethane Arm Caps	+\$130	2 arms	Available in black, khaki or espresso.
Urethane Arm Caps	+\$195	3 arms	Available in black, khaki or espresso.
Urethane Arm Caps	+\$260	4 arms	Available in black, khaki or espresso.

- When ordering specify:
- Product number
 - Fabric vendor, pattern and color
 - Finish
 - Leg extension option
 - Moisture barrier option
 - Urethane cap color

Wedgewood bariatric



7324058 BARIATRIC CHAIR, 20" SEAT, WOOD ARM

W: 24"	D: 24.75"	H: 35"	SW: 20"	SD: -	SH: 18"	AH: 25.75"	WT: 30 lb.		
	B/COM	C	D	E	F	G	H	I	J
Zone 1:	1167	1194	1227	1263	1317	1371	1424	1478	1530
Zone 2:	1193	1220	1253	1289	1343	1397	1450	1504	1556
Zone 3:	1222	1249	1282	1318	1372	1426	1479	1533	1585
Zone 4:	1249	1276	1309	1345	1399	1453	1506	1560	1612

General Information:

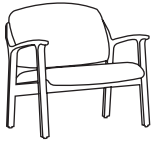
COM: 1.5 yd. ♦
WOOD SPECS: Beech
MOIS. BARR: +\$8
CA TB133: +\$60

7324054 BARIATRIC CHAIR, 25" SEAT, WOOD ARM

W: 29"	D: 24.75"	H: 35"	SW: 25"	SD: -	SH: 18"	AH: 25.75"	WT: 36 lb.		
	B/COM	C	D	E	F	G	H	I	J
Zone 1:	1493	1534	1585	1640	1723	1805	1886	1969	2049
Zone 2:	1528	1569	1620	1675	1758	1840	1921	2004	2084
Zone 3:	1562	1603	1654	1709	1792	1874	1955	2038	2118
Zone 4:	1597	1638	1689	1744	1827	1909	1990	2073	2153

General Information:

COM: 2.3 yd. ♦
WOOD SPECS: Beech
MOIS. BARR: +\$16
CA TB133: +\$92



7324055 BARIATRIC CHAIR, 30" SEAT, WOOD ARM

W: 34"	D: 24.75"	H: 35"	SW: 30"	SD: -	SH: 18"	AH: 25.75"	WT: 40 lb.		
	B/COM	C	D	E	F	G	H	I	J
Zone 1:	1576	1617	1668	1723	1806	1888	1969	2052	2132
Zone 2:	1613	1654	1705	1760	1843	1925	2006	2089	2169
Zone 3:	1651	1692	1743	1798	1881	1963	2044	2127	2207
Zone 4:	1686	1727	1778	1833	1916	1998	2079	2162	2242

General Information:


COM: 2.3 yd. ♦
WOOD SPECS: Beech
MOIS. BARR: +\$16
CA TB133: +\$92

7324056 BARIATRIC LOVESEAT, 40" SEAT, WOOD ARM

W: 44"	D: 24.75"	H: 35"	SW: 40"	SD: -	SH: 18"	AH: 25.75"	WT: 46 lb.		
	B/COM	C	D	E	F	G	H	I	J
Zone 1:	1663	1712	1771	1836	1933	2031	2125	2222	2317
Zone 2:	1702	1751	1810	1875	1972	2070	2164	2261	2356
Zone 3:	1741	1790	1849	1914	2011	2109	2203	2300	2395
Zone 4:	1778	1827	1886	1951	2048	2146	2240	2337	2432

General Information:

COM: 2.7 yd. ♦
WOOD SPECS: Beech
MOIS. BARR: +\$16
CA TB133: +\$108



7324063 BARIATRIC CHAIR, 25" SEAT, WOOD ARM, MID-BACK

W: 29"	D: 24.75"	H: 39"	SW: 25"	SD: -	SH: 18"	AH: 25.75"	WT: 39 lb.		
	B/COM	C	D	E	F	G	H	I	J
Zone 1:	1552	1597	1652	1712	1802	1892	1980	2070	2157
Zone 2:	1587	1632	1687	1747	1837	1927	2015	2105	2192
Zone 3:	1623	1668	1723	1783	1873	1963	2051	2141	2228
Zone 4:	1659	1704	1759	1819	1909	1999	2087	2177	2264

General Information:

COM: 2.5 yd. ♦
WOOD SPECS: Beech
MOIS. BARR: +\$16
CA TB133: +\$100

Accessories

Urethane Arm Caps	+\$130	2 arms	Available in black, khaki or espresso.
Urethane Arm Caps	+\$195	3 arms	Available in black, khaki or espresso.
Urethane Arm Caps	+\$260	4 arms	Available in black, khaki or espresso.

When ordering specify:

- Product number
- Fabric vendor, pattern and color
- Finish
- Leg extension option
- Moisture barrier option
- Urethane cap color

7324064 BARIATRIC CHAIR, 30" SEAT, WOOD ARM, MID-BACK

W: 34"	D: 24.75"	H: 39"	SW: 30"	SD: -	SH: 18"	AH: 25.75"	WT: 45 lb.		
	B/COM	C	D	E	F	G	H	I	J
Zone 1:	1634	1679	1734	1794	1884	1974	2062	2152	2239
Zone 2:	1672	1717	1772	1832	1922	2012	2100	2190	2277
Zone 3:	1709	1754	1809	1869	1959	2049	2137	2227	2314
Zone 4:	1748	1793	1848	1908	1998	2088	2176	2266	2353

General Information:

COM: 2.5 yd. ♦
 WOOD SPECS: Beech
 MOIS. BARR: +\$16
 CA TB133: +\$100



7324065 BARIATRIC LOVESEAT, 40" SEAT, WOOD ARM, MID-BACK

W: 44"	D: 24.75"	H: 39"	SW: 40"	SD: -	SH: 18"	AH: 25.75"	WT: 51 lb.		
	B/COM	C	D	E	F	G	H	I	J
Zone 1:	1718	1767	1826	1891	1988	2086	2180	2277	2372
Zone 2:	1757	1806	1865	1930	2027	2125	2219	2316	2411
Zone 3:	1798	1847	1906	1971	2068	2166	2260	2357	2452
Zone 4:	1837	1886	1945	2010	2107	2205	2299	2396	2491

General Information:

COM: 2.7 yd. ♦
 WOOD SPECS: Beech
 MOIS. BARR: +\$16
 CA TB133: +\$108

7011101 BENCH - 2 SEAT, WOOD LEG

W: 34"	D: 24.75"	H: 39"	SW: 30"	SD: -	SH: 18"	AH: 25.75"	WT: 34 lb.		
	B/COM	C	D	E	F	G	H	I	J
Zone 1:	1122	1149	1182	1218	1272	1326	1379	1433	1485
Zone 2:	1148	1175	1208	1244	1298	1352	1405	1459	1511
Zone 3:	1176	1203	1236	1272	1326	1380	1433	1487	1539
Zone 4:	1201	1228	1261	1297	1351	1405	1458	1512	1564

General Information:

COM: 1.5 yd. ♦
 WOOD SPECS: Beech
 MOIS. BARR: +\$22
 CA TB133: +\$60



7011102 BENCH - 3 SEAT, WOOD LEG

W: 44"	D: 24.75"	H: 39"	SW: 40"	SD: -	SH: 18"	AH: 25.75"	WT: 50 lb.		
	B/COM	C	D	E	F	G	H	I	J
Zone 1:	1216	1252	1296	1344	1416	1488	1558	1630	1700
Zone 2:	1245	1281	1325	1373	1445	1517	1587	1659	1729
Zone 3:	1273	1309	1353	1401	1473	1545	1615	1687	1757
Zone 4:	1301	1337	1381	1429	1501	1573	1643	1715	1785

General Information:

COM: 2 yd. ♦
 WOOD SPECS: Beech
 MOIS. BARR: +\$30
 CA TB133: +\$80

Accessories

7070009 LEG EXTENSIONS (SET OF FOUR)



WT: 2 lb.

Zone 1	2	3	4
245	250	259	265

Price includes glides. Adjusts height from 1" to 5". Standard color is Champagne Bronze. Available on all Laurelwood and Wedgewood chairs. Leg extensions are not available on motion chairs.

7144022 ACCESSORIES PLASTIC CAPS FOR 4012 GLIDE

WT: 0.5 lb.
 \$4

7144002 CASTERS, SET OF TWO, CARPET SURFACE



Stem Size: 50 mm
 WT: 0.5 lb.
 \$65
 Caster Size: 2"
 Load Cap: 110 lb. per caster

Specify locking or non-locking for front or rear legs when ordering.

7144001 REAR LOCKING CASTERS, FRONT NON LOCK SET OF FOUR, CARPET SURFACE



Stem Size: 50 mm
 WT: 1 lb.
 \$79
 Caster Size: 2"
 Load Cap: 110 lb. per caster

Includes two front non-locking casters and two rear locking casters.

7144004 CASTERS, SET OF TWO, HARD SURFACE



Stem Size: 50 mm
 WT: 0.5 lb.
 \$65
 Caster Size: 2"
 Load Cap: 110 lb. per caster

Specify locking or non-locking for front or rear legs when ordering.

7144003 REAR LOCKING CASTERS, FRONT NON LOCK SET OF FOUR, HARD SURFACE



Stem Size: 50 mm
 WT: 1 lb.
 \$79
 Caster Size: 2"
 Load Cap: 110 lb. per caster

Includes two front non-locking casters and two rear locking casters.

URETHANE ARM CAPS

Urethane Arm Caps available at an additional charge.

+\$130 2 arms
 +\$195 3 arms
 +\$260 4 arms

Available in black, khaki or espresso.

- When ordering specify:
- Product number
 - Fabric vendor, pattern and color
 - Finish
 - Leg extension option
 - Moisture barrier option
 - Urethane cap color

occasional tables, dining tops and bases
pricing and specifications

Tables 1030 series and 3600 series

General Information:

WOOD SPECS: Oak, Maple



When ordering specify:

- Product number
- Laminate
- Oak or maple wood
- Finish

1030 TABLES

product number	dimensions	weight	zone 1	zone 2	zone 3	zone 4
1030-162036	16" H x 20" W x 36" L	47 lb.	1278	1309	1339	1370
1030-162048	16" H x 20" W x 48" L	58 lb.	1514	1549	1587	1622
1030-162448	16" H x 24" W x 48" L	64 lb.	1592	1630	1670	1707
1030-212424	21" H x 24" W x 24" L	43 lb.	1167	1194	1223	1250
1030-212626	21" H x 26" W x 26" L	47 lb.	1246	1276	1306	1335
1030-213030	21" H x 30" W x 30" L	56 lb.	1404	1437	1471	1503



7013614 END TABLE, 17H 24W 24D, 3/4" HARDWOOD LAMINATE TOP

W: 23.625" D: 23.625" H: 17", 20.75" WT: 16 lb.

General Information:

WOOD SPECS: Beech

Price by Material Surface and Shipping Zone				
Zone	1	2	3	4
	560	574	587	600

Specify 17" or 20.75" table height. Price includes Chrome Rubber cushioned glides.

7013615 COFFEE TABLE, 16H 46W 24D, 3/4" HARDWOOD LAMINATE TOP

W: 46.25" D: 23.625" H: 15.5" WT: 25 lb.

General Information:

WOOD SPECS: Beech

Price by Material Surface and Shipping Zone				
Zone	1	2	3	4
	637	653	666	682

Price includes Chrome Rubber cushioned glides.

7013616 CORNER TABLE, 21H 30W 30D, 3/34" HARDWOOD LAMINATE TOP

W: 29.75" D: 29.75" H: 20.75" WT: 23 lb

General Information:

WOOD SPECS: Beech

Price by Material Surface and Shipping Zone				
Zone	1	2	3	4
	583	596	610	625

Price includes Chrome Rubber cushioned glides.

When ordering specify:

- Product number
- Table height
- Laminate vendor/name and number
- Finish

7014500 END TABLE, 18W 24D, SQUARE CORNERS

W: 18" D: 24" H: 17", 22" WT: 31 lb.

Price by Material Surface and Shipping Zone						
	laminated top wood edge	veneer top wood edge	grade A	solid surface		
				grade B	grade C	grade D
Zone 1:	925	1082	1059	1110	1185	1236
Zone 2:	948	1108	1084	1137	1212	1266
Zone 3:	970	1133	1109	1163	1241	1295
Zone 4:	992	1159	1134	1190	1269	1325

Specify 17" or 22" table height. Price includes Plastitack glides.

General Information:

WOOD SPECS: Beech



7014501 END TABLE, 22H 24W 24D, SQUARE CORNER

W: 24" D: 24" H: 22" WT: 37 lb.

Price by Material Surface and Shipping Zone						
	laminated top wood edge	veneer top wood edge	grade A	solid surface		
				grade B	grade C	grade D
Zone 1:	972	1165	1160	1283	1337	1407
Zone 2:	996	1194	1187	1314	1369	1441
Zone 3:	1020	1221	1214	1344	1401	1474
Zone 4:	1041	1248	1242	1375	1433	1508

Price includes Plastitack glides.

General Information:

WOOD SPECS: Beech



Top-edge style #10



Top-edge style #20



Top-edge style #30

7014502 CORNER TABLE, 22H 30W 30D, SQUARE CORNERS

W: 30" D: 30" H: 22" WT: 50 lb.

Price by Material Surface and Shipping Zone						
	laminated top wood edge	veneer top wood edge	grade A	solid surface		
				grade B	grade C	grade D
Zone 1:	1147	1487	1384	1495	1679	1796
Zone 2:	1174	1523	1417	1531	1718	1840
Zone 3:	1201	1557	1450	1566	1758	1882
Zone 4:	1230	1594	1483	1602	1798	1925

Price includes Plastitack glides.

General Information:

WOOD SPECS: Beech



Top-edge style #40



Top-edge style #50

7014503 COFFEE TABLE, 17H 42W 24D, SQUARE CORNERS

W: 42" D: 24" H: 17" WT: 51 lb.

Price by Material Surface and Shipping Zone						
	laminated top wood edge	veneer top wood edge	grade A	solid surface		
				grade B	grade C	grade D
Zone 1:	1202	1437	1728	1909	2170	2346
Zone 2:	1233	1473	1770	1954	2223	2403
Zone 3:	1261	1505	1811	1999	2274	2459
Zone 4:	1290	1541	1852	2045	2326	2514

Price includes Plastitack glides.

General Information:

WOOD SPECS: Beech



Top-edge style #60

7014504 COFFEE TABLE, 17H 42W, 42D, SQUARE CORNERS

W: 42" D: 42" H: 17" WT: 73 lb.

Price by Material Surface and Shipping Zone						
	laminated top wood edge	veneer top wood edge	grade A	solid surface		
				grade B	grade C	grade D
Zone 1:	1627	1960	2085	2265	2607	2703
Zone 2:	1667	2007	2135	2319	2669	2767
Zone 3:	1707	2052	2185	2373	2732	2831
Zone 4:	1744	2099	2234	2427	2793	2895

Price includes Plastitack glides.

General Information:

WOOD SPECS: Beech

7014505 CONSOLE TABLE, 29H 48W 18D, SQUARE CORNERS

W: 48" D: 18" H: 29" WT: 52 lb.

Price by Material Surface and Shipping Zone						
	laminated top wood edge	veneer top wood edge	grade A	solid surface		
				grade B	grade C	grade D
Zone 1:	1277	1500	1852	1972	2147	2264
Zone 2:	1309	1535	1895	2020	2198	2318
Zone 3:	1339	1570	1939	2066	2248	2372
Zone 4:	1369	1606	1984	2114	2300	2426

Price includes Plastitack glides.

General Information:

WOOD SPECS: Beech

- When ordering specify:
- Product number
 - Table height
 - Laminated vendor/name and number or solid surface color
 - Edge style
 - Finish

Tables 4500 series radius corner top



7014520 END TABLE, 18W 24D, ROUNDED CORNERS

W: 18" D: 24" H: 17", 22" WT: 31 lb.

Price by Material Surface and Shipping Zone						
	laminat top wood edge	veneer top wood edge	grade A	solid surface		
				grade B	grade C	grade D
Zone 1:	946	1100	1079	1131	1205	1257
Zone 2:	967	1127	1105	1158	1234	1286
Zone 3:	990	1153	1131	1185	1263	1316
Zone 4:	1012	1179	1157	1211	1292	1346

Specify 17" or 22" table height. Price includes Plastitack glides.

General Information:

WOOD SPECS: Beech



Top-edge style #10



Top-edge style #20



Top-edge style #30



Top-edge style #40



Top-edge style #50



Top-edge style #60

7014521 END TABLE, 22H 24W 24D, ROUNDED CORNERS

W: 24" D: 24" H: 22" WT: 37 lb.

Price by Material Surface and Shipping Zone						
	laminat top wood edge	veneer top wood edge	grade A	solid surface		
				grade B	grade C	grade D
Zone 1:	991	1183	1178	1250	1355	1426
Zone 2:	1015	1212	1207	1280	1387	1460
Zone 3:	1037	1240	1235	1310	1420	1494
Zone 4:	1062	1268	1263	1340	1452	1527

Price includes Plastitack glides.

General Information:

WOOD SPECS: Beech

7014522 CORNER TABLE, 22H 30W 30D, ROUNDED CORNERS

W: 30" D: 30" H: 22" WT: 50 lb.

Price by Material Surface and Shipping Zone						
	laminat top wood edge	veneer top wood edge	grade A	solid surface		
				grade B	grade C	grade D
Zone 1:	1165	1505	1402	1522	1696	1814
Zone 2:	1194	1542	1435	1559	1738	1857
Zone 3:	1221	1577	1469	1595	1778	1900
Zone 4:	1248	1614	1502	1632	1818	1944

Price includes Plastitack glides.

General Information:

WOOD SPECS: Beech

7014523 COFFEE TABLE, 17H 42W 24D, ROUNDED CORNERS

W: 42" D: 24" H: 17" WT: 51 lb.

Price by Material Surface and Shipping Zone						
	laminat top wood edge	veneer top wood edge	grade A	solid surface		
				grade B	grade C	grade D
Zone 1:	1220	1456	1746	1926	2188	2364
Zone 2:	1248	1491	1787	1972	2240	2421
Zone 3:	1277	1526	1829	2018	2292	2476
Zone 4:	1307	1561	1870	2064	2344	2533

Price includes Plastitack glides.

General Information:

WOOD SPECS: Beech

7014524 COFFEE TABLE, 17H 42W 42D, ROUNDED CORNERS

W: 42" D: 42" H: 17" WT: 73 lb.

Price by Material Surface and Shipping Zone						
	laminat top wood edge	veneer top wood edge	grade A	solid surface		
				grade B	grade C	grade D
Zone 1:	1646	1978	2103	2284	2625	2721
Zone 2:	1685	2025	2154	2337	2688	2786
Zone 3:	1723	2073	2203	2392	2750	2851
Zone 4:	1762	2119	2254	2446	2813	2916

Price includes Plastitack glides.

General Information:

WOOD SPECS: Beech

7014525 CONSOLE TABLE, 29H 48W 18D, ROUNDED CORNERS

W: 48" D: 18" H: 29" WT: 52 lb.

Price by Material Surface and Shipping Zone						
	laminat top wood edge	veneer top wood edge	grade A	solid surface		
				grade B	grade C	grade D
Zone 1:	1298	1517	1873	1993	2167	2285
Zone 2:	1328	1554	1917	2040	2219	2338
Zone 3:	1359	1591	1962	2088	2270	2393
Zone 4:	1389	1626	2006	2135	2322	2447

General Information:

WOOD SPECS: Beech

- When ordering specify:
- Product number
 - Table height
 - Laminate vendor/name and number or solid surface color
 - Edge style
 - Finish

7014600 END TABLE, 18W 24D, RADIUS CORNERS

W: 18" D: 24" H: 17", 22" WT: 32 lb.

Price by Material Surface and Shipping Zone	laminated top wood edge	veneer top wood edge	grade A	solid surface		
				grade B	grade C	grade D
Zone 1:	1069	1312	1203	1255	1329	1380
Zone 2:	1094	1342	1231	1284	1361	1413
Zone 3:	1121	1375	1260	1314	1392	1446
Zone 4:	1145	1405	1289	1344	1423	1479

Specify 17" or 22" table height. Price includes Plastitack glides.

General Information:

WOOD SPECS: Beech



7014601 END TABLE, 22H 24W 24D, RADIUS CORNERS

W: 24" D: 24" H: 22" WT: 38 lb.

Price by Material Surface and Shipping Zone	laminated top wood edge	veneer top wood edge	grade A	solid surface		
				grade B	grade C	grade D
Zone 1:	1119	1365	1306	1378	1483	1553
Zone 2:	1145	1397	1338	1411	1518	1590
Zone 3:	1172	1430	1369	1444	1554	1627
Zone 4:	1198	1461	1400	1477	1589	1664

Price includes Plastitack glides.

General Information:

WOOD SPECS: Beech



Top-edge style #10



Top-edge style #20



Top-edge style #30

7014602 CORNER TABLE, 22H 30W 30D, RADIUS CORNERS

W: 30" D: 30" H: 22" WT: 51 lb.

Price by Material Surface and Shipping Zone	laminated top wood edge	veneer top wood edge	grade A	solid surface		
				grade B	grade C	grade D
Zone 1:	1294	1718	1531	1651	1825	1943
Zone 2:	1325	1759	1567	1690	1869	1989
Zone 3:	1355	1800	1604	1729	1913	2035
Zone 4:	1385	1841	1640	1769	1956	2082

Price includes Plastitack glides.

General Information:

WOOD SPECS: Beech



Top-edge style #40



Top-edge style #50

7014603 COFFEE TABLE, 17H 42W 24D, RADIUS CORNERS

W: 42" D: 24" H: 17" WT: 53 lb.

Price by Material Surface and Shipping Zone	laminated top wood edge	veneer top wood edge	grade A	solid surface		
				grade B	grade C	grade D
Zone 1:	1312	1610	1839	2019	2280	2457
Zone 2:	1342	1648	1883	2067	2335	2514
Zone 3:	1375	1686	1926	2115	2389	2573
Zone 4:	1405	1725	1970	2163	2443	2632

Price includes Plastitack glides.

General Information:

WOOD SPECS: Beech



Top-edge style #60

7014604 COFFEE TABLE, 17H 42W 42D, RADIUS CORNERS

W: 42" D: 42" H: 17" WT: 75 lb.

Price by Material Surface and Shipping Zone	laminated top wood edge	veneer top wood edge	grade A	solid surface		
				grade B	grade C	grade D
Zone 1:	1730	2159	2188	2368	2710	2806
Zone 2:	1771	2210	2240	2425	2775	2873
Zone 3:	1812	2262	2292	2480	2839	2940
Zone 4:	1853	2314	2344	2537	2904	3007

Price includes Plastitack glides.

General Information:

WOOD SPECS: Beech

7014605 CONSOLE TABLE, 29H 48W 18D, RADIUS CORNERS

W: 48" D: 18" H: 29" WT: 55 lb.

Price by Material Surface and Shipping Zone	laminated top wood edge	veneer top wood edge	grade A	solid surface		
				grade B	grade C	grade D
Zone 1:	1376	1672	1951	2071	2245	2363
Zone 2:	1408	1712	1997	2121	2299	2419
Zone 3:	1441	1752	2044	2170	2353	2475
Zone 4:	1474	1791	2090	2220	2406	2532

Price includes Plastitack glides.

General Information:

WOOD SPECS: Beech

When ordering specify:

- Product number
- Table height
- Laminated vendor/name and number or solid surface color
- Edge style
- Finish

Tables 4700 series



4700-01 END TABLE, 22H 24W 24D

W: 24" D: 24" H: 22" WT: 57 lb.

Price by Material Surface and Shipping Zone				
Thermoform top				
Zone	1	2	3	4
	992	1016	1039	1063

General Information:

FINISH: Metal Powdercoat
COLOR: Silver



4700-03 COFFEE TABLE, 17H 42W 24D

W: 42" D: 24" H: 17" WT: 76 lb.

Price by Material Surface and Shipping Zone				
Thermoform top				
Zone	1	2	3	4
	1213	1243	1271	1300

General Information:

FINISH: Metal Powdercoat
COLOR: Silver



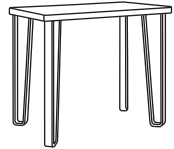
4700-13 COFFEE TABLE WITH SHELF, 17H 42W 24D

W: 42" D: 24" H: 17" WT: 100 lb.

Price by Material Surface and Shipping Zone				
Thermoform top				
Zone	1	2	3	4
	1627	1665	1704	1743

General Information:

FINISH: Metal Powdercoat
COLOR: Silver



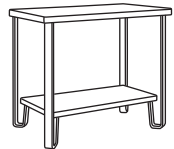
4700-05 CONSOLE TABLE, 29H 48W 18D

W: 48" D: 18" H: 29" WT: 75 lb.

Price by Material Surface and Shipping Zone				
Thermoform top				
Zone	1	2	3	4
	1268	1298	1329	1358

General Information:

FINISH: Metal Powdercoat
COLOR: Silver



4700-15 CONSOLE TABLE WITH SHELF, 29H 48W 18D

W: 48" D: 18" H: 29" WT: 83 lb.

Price by Material Surface and Shipping Zone				
Thermoform top				
Zone	1	2	3	4
	1572	1609	1646	1684

General Information:

FINISH: Metal Powdercoat
COLOR: Silver

When ordering specify:

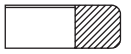
- Product number
- Thermoform color

General Information:

WOOD SPECS: Maple

50A TABLES WITH LAMINATE TOP

	product number	dimensions	weight	zone 1	zone 2	zone 3	zone 4
rectangular	50A-L162048	16" H x 20" W x 48" L	48 lb.	1791	1835	1879	1921
	50A-L202020	20" H x 20" W x 20" L	24 lb.	1183	1212	1241	1270
	50A-L202424	20" H x 24" W x 24" L	28 lb.	1238	1266	1297	1327
	50A-L203030	20" H x 30" W x 30" L	42 lb.	1291	1320	1353	1382
	50A-L242424	24" H x 24" W x 24" L	32 lb.	1527	1565	1601	1638
	50A-L291848	29" H x 48" W x 18" L	50 lb.	1647	1686	1726	1764
	50A-L291854	29" H x 54" W x 18" L	55 lb.	1812	1854	1897	1942
	50A-L291860	29" H x 60" W x 18" L	60 lb.	1976	2023	2069	2117
round	50A-L1618	16" H x 18" DIA	20 lb.	1110	1136	1165	1192
	50A-L1620	16" H x 20" DIA	21 lb.	1110	1136	1165	1192
	50A-L1624	16" H x 24" DIA	22 lb.	1527	1565	1601	1638
	50A-L1630	16" H x 30" DIA	38 lb.	1880	1924	1969	2014
	50A-L1636	16" H x 36" DIA	54 lb.	2016	2064	2112	2160
	50A-L1642	16" H x 42" DIA	74 lb.	2620	2683	2745	2809
	50A-L2018	20" H x 18" DIA	22 lb.	1129	1157	1182	1210
	50A-L2020	20" H x 20" DIA	23 lb.	1129	1157	1182	1210
	50A-L2024	20" H x 24" DIA	24 lb.	1222	1250	1280	1309
	50A-L2030	20" H x 30" DIA	56 lb.	1497	1531	1568	1603
	50A-L2036	20" H x 36" DIA	76 lb.	2040	2090	2138	2186
	50A-L2042	20" H x 42" DIA	24 lb.	2646	2708	2772	2835
	50A-L2418	24" H x 18" DIA	25 lb.	1144	1172	1199	1226
	50A-L2420	24" H x 20" DIA	26 lb.	1149	1177	1204	1233
	50A-L2424	24" H x 24" DIA	39 lb.	1239	1267	1298	1328
	50A-L2430	24" H x 30" DIA	40 lb.	1514	1548	1585	1620
	50A-L2436	24" H x 36" DIA	58 lb.	2066	2117	2165	2213
	50A-L2442	24" H x 42" DIA	78 lb.	2670	2735	2796	2861



50A Edge Style

When ordering specify:

Product number

Laminate

Finish

Tables 50A freestanding

General Information:
WOOD SPECS: Maple

50A TABLES WITH VENEER TOP



rectangular

product number	dimensions	weight	zone 1	zone 2	zone 3	zone 4
50A-V162048	16" H x 20" W x 48" L	48 lb.	1936	1982	2027	2073
50A-V202020	20" H x 20" W x 20" L	24 lb.	1291	1320	1353	1382
50A-V202424	20" H x 24" W x 24" L	28 lb.	1379	1412	1446	1478
50A-V203030	20" H x 30" W x 30" L	42 lb.	1433	1468	1501	1535
50A-V242424	24" H x 24" W x 24" L	32 lb.	1667	1707	1746	1786
50A-V291848	29" H x 18" W x 48" L	50 lb.	1796	1838	1881	1923
50A-V291854	29" H x 18" W x 54" L	55 lb.	1973	2021	2067	2115
50A-V291860	29" H x 18" W x 60" L	60 lb.	2154	2205	2256	2306



round

50A-V1618	16" H x 18" DIA	20 lb.	1182	1211	1240	1267
50A-V1620	16" H x 20" DIA	21 lb.	1182	1211	1240	1267
50A-V1624	16" H x 24" DIA	22 lb.	1667	1707	1746	1786
50A-V1630	16" H x 30" DIA	38 lb.	2022	2069	2119	2167
50A-V1636	16" H x 36" DIA	54 lb.	2206	2258	2310	2364
50A-V1642	16" H x 42" DIA	74 lb.	2883	2950	3020	3089
50A-V2018	20" H x 18" DIA	22 lb.	1200	1230	1258	1286
50A-V2020	20" H x 20" DIA	23 lb.	1200	1230	1258	1286
50A-V2024	20" H x 24" DIA	24 lb.	1306	1338	1368	1401
50A-V2030	20" H x 30" DIA	39 lb.	1626	1666	1705	1743
50A-V2036	20" H x 36" DIA	56 lb.	2227	2280	2333	2388
50A-V2042	20" H x 42" DIA	76 lb.	2908	2977	3048	3116
50A-V2418	24" H x 18" DIA	24 lb.	1222	1250	1280	1309
50A-V2420	24" H x 20" DIA	25 lb.	1217	1246	1275	1304
50A-V2424	24" H x 24" DIA	26 lb.	1324	1355	1385	1417
50A-V2430	24" H x 30" DIA	40 lb.	1645	1684	1723	1762
50A-V2436	24" H x 36" DIA	58 lb.	2253	2305	2362	2414
50A-V2442	24" H x 42" DIA	78 lb.	2933	3002	3072	3143



50A Edge Style

When ordering specify:
 Product number
 Finish

ARRIS SERIES FREESTANDING TABLES

product number	dimensions	weight	zone 1	zone 2	zone 3	zone 4
37-212020	21" H x 20" W x 20" L	19 lb.	1561	1629	1667	1706
37-162040	16" H x 40" W x 20" L	30 lb.	1863	1907	1951	1996



BRIDGE SERIES FREESTANDING TABLES

product number	dimensions	weight	zone 1	zone 2	zone 3	zone 4
C200-212226	21" H x 22" W x 26" L	17 lb.	1086	1113	1137	1164
C200-182042	18" H x 20" W x 42" L	25 lb.	1177	1204	1234	1260



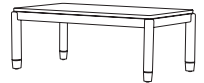
CAPITAL SERIES FREESTANDING TABLES

product number	dimensions	weight	zone 1	zone 2	zone 3	zone 4
32-201919	20" H x 19" W x 19" L	15 lb.	1025	1049	1073	1099
32-161938	16" H x 38" W x 19" L	23 lb.	1113	1141	1167	1193
35-202121	20" H x 21" W x 21" L	17 lb.	1105	1130	1156	1184
35-161941	16" H x 41" W x 19" L	27 lb.	1194	1221	1249	1278



COVE SERIES FREESTANDING TABLES

product number	dimensions	weight	zone 1	zone 2	zone 3	zone 4
53-222424	22" H x 24" W x 24" L	24 lb.	1181	1207	1237	1265
53-162442	16" H x 42" W x 24" L	41 lb.	1247	1277	1307	1337



E SERIES FREESTANDING TABLES

product number	dimensions	weight	zone 1	zone 2	zone 3	zone 4
40A-212020L	21" H x 20" W x 20" L	25 lb.	975	1000	1023	1046
40A-161938L	16" H x 38" W x 19" L	37 lb.	1056	1080	1105	1131
40S-212020L	21" H x 20" W x 20" L	25 lb.	975	1000	1023	1046
40S-161938L	16" H x 38" W x 19" L	40 lb.	1056	1080	1105	1131



Glides available in black only.

When ordering specify:

- Product number
- Wood species (maple/oak)
- Laminate vendor and name/number
- Finish

Tables occasional



FLOW SERIES FREESTANDING TABLES

product number	dimensions	weight	zone 1	zone 2	zone 3	zone 4
27-161717	16" H x 17" W x 17" L	20 lb.	785	804	823	841
27-161734	16" H x 34" W x 17" L	28 lb.	1101	1126	1154	1181



REFLECT SERIES FREESTANDING TABLES

product number	dimensions	weight	zone 1	zone 2	zone 3	zone 4
26-1630	16" H x 30" DIA	37 lb.	1337	1369	1401	1432
26-162754	16" H x 54" W x 27" L	50 lb.	1641	1680	1719	1758



TRACE SERIES FREESTANDING TABLES

product number	dimensions	weight	zone 1	zone 2	zone 3	zone 4
6300001	21" H x 20" W x 20" L	16 lb.	1058	1080	1102	1126
6300002	16" H x 40" W x 20" L	27 lb.	1353	1382	1409	1438
6300051	21" H x 20" W x 20" L	27 lb.	1058	1080	1102	1126
6300052	16" H x 40" W x 20" L	40 lb.	1353	1382	1409	1438

For 6300001 and 63000002: Available with thermoform or wood veneer top.
For 6300051 and 6300052: Metal powdercoat available in silver finish only. Available with thermoform or wood veneer top.




VERSANT SERIES FREESTANDING TABLES

product number	dimensions	weight	zone 1	zone 2	zone 3	zone 4
54-2023	20" H x 23" DIA	24 lb.	1319	1351	1381	1413
54-2023NR	20" H x 23" DIA	24 lb.	1319	1351	1381	1413
54-162440	16" H x 40" W x 24" L	41 lb.	1751	1793	1834	1877
54-162440NR	16" H x 40" W x 24" L	41 lb.	1751	1793	1834	1877

Versant table tops feature a standard urethane edge available in various colors. Contact Customer Care to request color samples. Versant tables are available with or without a rout detail (NR) on the side support rails. Optional plastic foot available, add +\$112 per table.

- When ordering specify:
- Product number
 - Wood species (maple/oak)
 - Laminate vendor and name/number
 - Finish



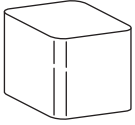
20C CYLINDER TABLES

product number	dimensions	weight	zone	laminate	0.75" base up-charge	3" plinth up-charge
20C-1518	15" H x 18" ø	50 lb.	Zone 1	836	135	265
			Zone 2	854	139	273
			Zone 3	876	142	278
			Zone 4	894	145	284
20C-1524	15" H x 24" ø	65 lb.	Zone 1	972	163	336
			Zone 2	996	168	345
			Zone 3	1018	171	352
			Zone 4	1041	174	359
20C-1530	15" H x 30" ø	95 lb.	Zone 1	1243	195	403
			Zone 2	1272	198	412
			Zone 3	1301	203	421
			Zone 4	1331	208	432
20C-1536	15" H x 36" ø	105 lb.	Zone 1	1433	228	437
			Zone 2	1468	233	447
			Zone 3	1501	238	456
			Zone 4	1535	242	469
20C-2018	20" H x 18" ø	50 lb.	Zone 1	876	135	265
			Zone 2	896	139	273
			Zone 3	918	142	278
			Zone 4	937	145	284
20C-2024	20" H x 24" ø	65 lb.	Zone 1	1050	163	336
			Zone 2	1075	168	345
			Zone 3	1099	171	352
			Zone 4	1125	174	359
20C-2030	20" H x 30" ø	95 lb.	Zone 1	1380	195	403
			Zone 2	1414	198	412
			Zone 3	1447	203	421
			Zone 4	1480	208	432
20C-2418	24" H x 18" ø	50 lb.	Zone 1	932	135	265
			Zone 2	955	139	273
			Zone 3	976	142	278
			Zone 4	999	145	284
20C-2424	24" H x 24" ø	65 lb.	Zone 1	1144	163	336
			Zone 2	1172	168	345
			Zone 3	1199	171	352
			Zone 4	1226	174	359
20C-2430	24" H x 30" ø	95 lb.	Zone 1	1538	195	403
			Zone 2	1574	198	412
			Zone 3	1612	203	421
			Zone 4	1647	208	432
20C-2918	29" H x 18" ø	95 lb.	Zone 1	994	135	265
			Zone 2	1017	139	273
			Zone 3	1040	142	278
			Zone 4	1064	145	284
20C-2924	29" H x 24" ø	105 lb.	Zone 1	1243	163	336
			Zone 2	1272	168	345
			Zone 3	1301	171	352
			Zone 4	1331	174	359

0.75" bases and 3" plinths are available in matte black only.

When ordering specify:
 Product number
 Laminate
 Optional 0.75" base or 3" Plinth

Tables 20C cube with radius corners



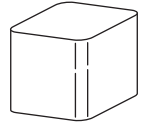
20R CUBE TABLES WITH RADIUSED CORNERS

product number	dimensions	weight	zone	laminate	0.75" base up-charge	3" plinth up-charge
20R-151818	15" H x 18" W x 18" L	70 lb.	Zone 1	943	153	298
			Zone 2	967	157	305
			Zone 3	989	160	312
			Zone 4	1011	163	319
20R-152424	15" H x 24" W x 24" L	95 lb.	Zone 1	1126	176	336
			Zone 2	1153	180	345
			Zone 3	1178	185	352
			Zone 4	1205	188	359
20R-152448	15" H x 24" W x 48" L	155 lb.	Zone 1	1474	241	416
			Zone 2	1508	247	426
			Zone 3	1543	252	437
			Zone 4	1578	259	446
20R-153030	15" H x 30" W x 30" L	130 lb.	Zone 1	1317	211	384
			Zone 2	1348	216	394
			Zone 3	1380	224	403
			Zone 4	1411	228	412
20R-201818	20" H x 18" W x 18" L	70 lb.	Zone 1	994	153	298
			Zone 2	1017	157	305
			Zone 3	1040	160	312
			Zone 4	1064	163	319
20R-202424	20" H x 24" W x 24" L	95 lb.	Zone 1	1210	176	336
			Zone 2	1238	180	345
			Zone 3	1266	185	352
			Zone 4	1296	188	359
20R-202448	20" H x 24" W x 48" L	155 lb.	Zone 1	1744	241	416
			Zone 2	1785	247	426
			Zone 3	1827	252	437
			Zone 4	1868	259	446
20R-203030	20" H x 30" W x 30" L	130 lb.	Zone 1	1457	211	384
			Zone 2	1494	216	394
			Zone 3	1526	224	403
			Zone 4	1563	228	412

0.75" bases and 3" plinths are available in matte black only.

When ordering specify:

- Product number
- Laminate
- Optional 0.75" base or 3" Plinth



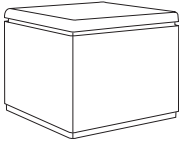
20R CUBE TABLES WITH RADIUSED CORNERS, continued

product number	dimensions	weight	zone	laminate	0.75" base up-charge	3" plinth up-charge
20R-241818	24" H x 18" W x 18" L	70 lb.	Zone 1	1144	153	298
			Zone 2	1172	157	305
			Zone 3	1199	160	312
			Zone 4	1226	163	319
20R-242424	24" H x 24" W x 24" L	95 lb.	Zone 1	1380	176	336
			Zone 2	1414	180	345
			Zone 3	1447	185	352
			Zone 4	1480	188	359
20R-242448	24" H x 24" W x 48" L	155 lb.	Zone 1	1923	241	416
			Zone 2	1969	247	426
			Zone 3	2015	252	437
			Zone 4	2061	259	446
20R-243030	24" H x 30" W x 30" L	130 lb.	Zone 1	1613	211	384
			Zone 2	1649	216	394
			Zone 3	1688	224	403
			Zone 4	1727	228	412
20R-291818	29" H x 18" W x 18" L	95 lb.	Zone 1	1201	153	298
			Zone 2	1231	157	305
			Zone 3	1259	160	312
			Zone 4	1288	163	319
20R-292424	29" H x 24" W x 24" L	125 lb.	Zone 1	1457	176	336
			Zone 2	1494	180	345
			Zone 3	1526	185	352
			Zone 4	1563	188	359

0.75" bases and 3" plinths are available in matte black only.

When ordering specify:
 Product number
 Laminate
 Optional 0.75" base or 3" Plinth

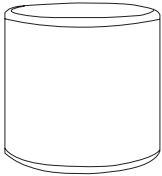
Tables cube and cylinder



1050011 CUBE TABLES WITH WOOD EDGE AND 3/4" PLINTH

dimensions	weight	zone 1	zone 2	zone 3	zone 4	3" plinth up-charge
18" L x 18" W x 15" H	48 lb.	1048	1073	1099	1124	56
18" L x 18" W x 20" H	56 lb.	1137	1165	1192	1220	56
24" L x 24" W x 20" H	85 lb.	1469	1505	1538	1574	62
24" L x 24" W x 24" H	96 lb.	1530	1566	1602	1640	62
30" L x 30" W x 15" H	100 lb.	1466	1501	1535	1571	70
48" L x 24" W x 15" H	124 lb.	2010	2057	2105	2154	87

3/4" plinth base is standard. These tables are also available without plinth. Pricing is the same as the 3/4" plinth pricing. The plinth is black. The table height does NOT change with the 3" plinth. Maple is the standard wood species option. Oak is also available at no upcharge.



1050012 CYLINDER TABLES WITH WOOD EDGE AND 3/4" PLINTH

dimensions	weight	zone 1	zone 2	zone 3	zone 4	3" plinth up-charge
18" \varnothing x 15" H	24 lb.	1175	1202	1230	1258	52
18" \varnothing x 20" H	28 lb.	1225	1254	1282	1311	52
18" \varnothing x 24" H	30 lb.	1271	1302	1332	1362	52
24" \varnothing x 15" H	40 lb.	1432	1466	1500	1534	59
24" \varnothing x 20" H	45 lb.	1515	1551	1587	1623	59
24" \varnothing x 24" H	49 lb.	1602	1641	1678	1716	59
36" \varnothing x 15" H	77 lb.	1994	2041	2088	2136	87

3/4" plinth base is standard. These tables are also available without plinth. Pricing is the same as the 3/4" plinth pricing. The plinth is black. The table height does NOT change with the 3" plinth. Maple is the standard wood species option. Oak is also available at no upcharge.

- When ordering specify:
- Product number
 - Dimensions
 - Wood species (maple/oak)
 - Laminate vendor and name/number
 - Finish

items to consider when ordering tables

1. Table Top Edge Style
2. Table Top Size
3. Laminate (Formica, Nevamar, Pionite, & WilsonArt standard)
4. Finish for Table Top and Base
5. Base Style
6. Base Size
7. V-channels
8. Wheelchair Height
9. Trestles
10. Level Locks

Table tops and bases ship from separate locations and may arrive at separate times.

All wood table top edges are made with maple, unless oak is specified when ordering. Finish colors are equivalent to maple or oak finishes.

Custom finishes are available at an additional \$546 list charge per order. Customer provides a sample for the color match and must approve the custom finish match before the order can be scheduled in production. See page 13 for additional wood finish information. Contact your Wieland sales representative for complete details.

table top overview

- #7050706, Vinyl Edge (page 229)
- #7050016, Self Edge: WilsonArt Laminates (page 229)
- #7050536, Half Round Wood Edge (page 230)
- #7050576, Bullnose Wood Edge (page 230)
- #7050276, Framed Solid Wood Edge (page 231)
- #7050530, 0.5" Round Edge, Laminated (page 231)
- #7050287, SSE 1.25" Standard Square Edge (page 232)
- #7050292, SSE 1.75" Extended Square Edge (page 232)
- #7050285, SSE 1.25" Standard Reverse Cove Edge (page 233)
- #7050283, SSE 1.25" Standard Spill Free Edge (page 233)
- #7050288, SSE 1.25" Standard Bullnose Edge (page 234)
- #7050294, SSE 1.75" Extended Bullnose Edge (page 234)
- #7050296, SSE 1.75" Extended Spill Free Edge (page 235)
- #7050602, Solid Surface with Integral Edge (page 236-238)

table top / base configuration special notes

Modified pedestal bases always use larger mounting plates.

#1059999, Flip-top Spider: Available for full-pedestal bases and half-pedestal bases with trestle; maximum 54" table top width.

15S: Upgrades a 12" spider to a 15" spider at an additional \$18 list per base and note as a modification.

Recommended bar- and counter-stool sizes, specify height when ordering:

Bar Stool: 39.75" base height
 Counter Stool: 34.75" base height
 Plylok Jr. Chairs: 24.75" height

Tables table top and base information


table top and base configurations

	top size dimensions	STG. CAP.	full-pedestal base		half-pedestal base		optional trestle		corner legs		v-channel	
			model	qty.	model	qty.	model	qty.	model	model	qty.	
wood table bases	24" diameter	2	7011022/ 7012022	1	–	0	–	0	7011089 or 90M	–	0	
	24" x 24"	2	7011022/ 7012022	1	–	0	–	0	7011089 or 90	–	0	
	24" x 30"	2	7011022/ 7012022	1	–	0	–	0	7011089 or 90	–	0	
	24" x 36"	2	7011026/ 22m/ 7012026/ 22m	1	–	0	–	0	7011089 or 90	–	0	
	30" diameter	3	7011022/ 7012026	1	–	0	–	0	7011089 or 90	–	0	
	30" x 30"	2	7011022/ 7012026	1	–	0	–	0	7011089 or 90	–	0	
	30" x 36"	2	7011026/ 22m/ 7012026/ 22m	1	–	0	–	0	7011089 or 90	–	0	
	30" x 48"	4	7011039/ 22m/ 7012026/ 32	1	7010522	2	7011232	1	7011089 or 90	–	0	
	30" x 60"	4	–	0	7010522	2	7011236	1	7011089 or 90	1052048	2	
	30" x 72"	6	7011022/7012026	2	7010522	2	7011242	1	7011089 or 90	1052060	2	
	36" diameter	4	7011026/ 7012032	1	–	0	–	0	7011089 or 90	–	0	
	36" x 36"	4	7011026/ 7012032	1	–	0	–	0	7011089 or 90	–	0	
	36" x 48"	4	7011039/ 26m	1	7010526	2	7011232	1	7011089 or 90	–	0	
	36" x 60"	6	–	0	7010526	2	7011236	1	7011089 or 90	1052048	3	
	36" x 72"	6-8	7011026/ 22m/ 7012032/ 22m	2	7010526	2	7011242	1	7011089 or 90	1052060	3	
	40.75" x 22"	2	7012022	1	–	0	–	0	7011089 or 90	–	0	
	40.75" x 26"	2	7012026	1	–	0	–	0	7011089 or 90	–	0	
	40.75" x 32"	2	7012032	1	–	0	–	0	7011089 or 90	–	0	
	42" diameter	5	7011032	1	–	0	–	0	7011089 or 90	–	0	
	42" x 42"	4	7011032	1	–	0	–	0	7011089 or 90	–	0	
48" diameter	5	7011039	1	–	0	–	0	7011089 or 90	–	0		
48" x 48"	4	7011039	1	7010539	2	7011232	1	7011089 or 90	–	0		
54" diameter	6	7011039	1	–	0	–	0	7011089 or 90	–	0		
60" diameter	6-7	–	0	7010522	3	–	0	7011089 or 90	–	0		
60" x 60"	8	–	0	7010539	2	7011236	1	–	–	0		

For elderly application, Wieland recommends four leg tables for stability.

	top size dimensions	economy base		standard base		tubular base		domino base		leveling base	
		model 1050029	qty.	model 1050659	qty.	model 1050669	qty.	model 1050159	qty.	model 1050025	qty.
metal table bases	24" diameter	22x22	1	18x18	1	22x22	1	17x17	1	18x18	1
	24" x 24"	22x22	1	18x18	1	22x22	1	17x17	1	18x18	1
	24" x 30"	22x22	1	24x24	1	22x28	1	22x22	1	24x24	1
	24" x 36"	22x30-4c	1	22x30	1	22x28	1	22x22	1	22 EB	2
	30" diameter	22x22	1	24x24	1	22x22	1	17x17	1	24x24	1
	30" x 30"	22x22	1	24x24	1	22x22	1	22x22	1	24x24	1
	30" x 36"	22x30	1	22x30	1	22x28	1	22x22	1	24x24	1
	30" x 48"	22 EB	2	24 EB	2	22 EB	2	17x17	2	28 EB	2
	30" x 60"	22 EB	2	24 EB	2	22 EB	2	17x17	2	28 EB	2
	30" x 72"	22 EB-4C-15S	2	24 EB	2	22 EB	2	17x17	2	28 EB	2
	36" diameter	30x30-4C	1	32x32	1	28x28	1	22x22	1	32x32	1
	36" x 36"	30x30-4C	1	32x32	1	28x28	1	22x22	1	32x32	1
	36" x 48"	22 EB-4C	1	32x32	1	22 EB	2	30x30	1	28 EB	2
	36" x 60"	22x30-4C	2	24 EB	2	22 EB	2	30x30	1	28 EB	2
	36" x 72"	22x30-4C-15S	2	24 EB	2	22 EB	2	22x22	2	28 EB	2
	42" diameter	30x30-4C-15S	1	32x32	1	36x36	1	30x30	1	32x32	1
	42" x 42"	36x36-4C	1	32x32	1	36x36	1	30x30	1	32x32	1
	48" diameter	36x36-4C	1	32x32	1	36x36	1	30x30	1	32x32	1
	48" x 48"	36x36-4C	1	32x32	1	36x36	1	30x30	0	–	0
	54" diameter	36x36-4C	1	40x40	1	36x36-5C	1	30x30	1	18 EB	4
60" diameter	36x36-4C	1	40x40	1	36x36-5C	1	30x30	1	18 EB	4	
60" x 60"	–	0	40x40-3C	1	36x36-5C	1	–	0	22 EB	4	


For elderly application, Wieland recommends four leg tables for stability.



7050706 VINYL BUMPER EDGE, 1.25" THICK

dimensions	shape	weight	zone 1	zone 2	zone 3	zone 4
24" W x 30" L	Rectangle	30 lb.	268	273	281	286
24" W x 36" L	Rectangle	36 lb.	291	298	306	312
30" W x 36" L	Rectangle	45 lb.	366	374	383	392
30" W x 48" L	Rectangle	60 lb.	447	458	468	479
30" W x 60" L	Rectangle	75 lb.	543	554	569	581
30" W x 72" L	Rectangle	90 lb.	616	631	646	660
36" W x 48" L	Rectangle	72 lb.	571	582	596	609
36" W x 60" L	Rectangle	90 lb.	697	714	729	747
36" W x 72" L	Rectangle	108 lb.	817	836	857	876
24" ø	Round	19 lb.	258	266	271	278
30" ø	Round	29 lb.	337	343	351	359
36" ø	Round	42 lb.	462	473	484	494
42" ø	Round	58 lb.	578	591	605	619
48" ø	Round	75 lb.	744	760	778	797
60" ø	Round	118 lb.	1094	1120	1144	1171
24" W x 24" L	Square	24 lb.	242	249	254	260
30" W x 30" L	Square	38 lb.	291	298	306	312
36" W x 36" L	Square	54 lb.	447	458	468	479
42" W x 42" L	Square	74 lb.	591	606	620	634
48" W x 48" L	Square	96 lb.	697	714	729	747
60" W x 60" L	Square	150 lb.	1056	1079	1106	1130

Refer to Items to Consider when Ordering Tables and Table Top and Base Configurations.




7050016 SELF-EDGE, 1.25" THICK

dimensions	shape	weight	zone 1	zone 2	zone 3	zone 4
24" W x 30" L	Rectangle	30 lb.	242	249	254	260
24" W x 36" L	Rectangle	36 lb.	273	281	286	294
30" W x 36" L	Rectangle	45 lb.	347	354	364	371
30" W x 48" L	Rectangle	60 lb.	421	432	440	452
30" W x 60" L	Rectangle	75 lb.	494	508	519	530
30" W x 72" L	Rectangle	90 lb.	554	571	582	595
36" W x 48" L	Rectangle	72 lb.	467	478	489	499
36" W x 60" L	Rectangle	90 lb.	591	606	620	634
36" W x 72" L	Rectangle	108 lb.	707	723	743	758
24" ø	Round	19 lb.	236	240	247	252
30" ø	Round	29 lb.	284	291	297	305
36" ø	Round	42 lb.	447	458	468	479
42" ø	Round	58 lb.	616	631	646	660
48" ø	Round	75 lb.	721	741	756	774
60" ø	Round	118 lb.	1045	1070	1096	1121
24" W x 24" L	Square	24 lb.	214	220	226	230
30" W x 30" L	Square	38 lb.	273	281	286	294
36" W x 36" L	Square	54 lb.	421	432	440	452
42" W x 42" L	Square	74 lb.	543	554	569	581
48" W x 48" L	Square	96 lb.	666	684	699	715
60" W x 60" L	Square	150 lb.	1017	1042	1066	1092

Refer to Items to Consider when Ordering Tables and Table Top and Base Configurations.

- When ordering specify:
- Product number
 - Laminate vendor and name/number
 - Edge color
 - Dimension
 - Shape


Tables table tops



7050536 HALF-ROUND WOOD EDGE, 1.25" THICK

dimensions	shape	weight	zone 1	zone 2	zone 3	zone 4
24" W x 30" L	Rectangle	30 lb.	391	400	409	418
24" W x 36" L	Rectangle	36 lb.	447	458	468	479
30" W x 36" L	Rectangle	45 lb.	488	499	512	523
30" W x 48" L	Rectangle	60 lb.	643	658	673	689
30" W x 60" L	Rectangle	75 lb.	777	797	814	832
30" W x 72" L	Rectangle	90 lb.	916	936	958	981
36" W x 48" L	Rectangle	72 lb.	744	760	778	797
36" W x 60" L	Rectangle	90 lb.	892	915	934	956
36" W x 72" L	Rectangle	108 lb.	1045	1070	1096	1121
24" ø	Round	19 lb.	519	530	544	554
30" ø	Round	29 lb.	571	582	596	609
36" ø	Round	42 lb.	666	684	699	715
42" ø	Round	58 lb.	833	852	872	892
48" ø	Round	75 lb.	963	987	1010	1033
60" ø	Round	118 lb.	1366	1399	1432	1465
24" W x 24" L	Square	24 lb.	341	349	356	366
30" W x 30" L	Square	38 lb.	447	458	468	479
36" W x 36" L	Square	54 lb.	543	554	569	581
42" W x 42" L	Square	74 lb.	817	836	857	876
48" W x 48" L	Square	96 lb.	941	962	986	1008
60" W x 60" L	Square	150 lb.	1346	1378	1410	1441

Wood table edges come standard in maple. Oak is available at no upcharge. An optional veneer top is available at an additional charge. Contact Customer Care for details. Refer to Items to Consider when Ordering Tables and Table Top and Base Configurations.



7050576 BULLNOSE WOOD EDGE, 1.25" THICK

dimensions	shape	weight	zone 1	zone 2	zone 3	zone 4
24" W x 30" L	Rectangle	30 lb.	643	658	673	689
24" W x 36" L	Rectangle	36 lb.	730	746	762	777
30" W x 36" L	Rectangle	45 lb.	815	833	854	872
30" W x 48" L	Rectangle	60 lb.	892	915	934	956
30" W x 60" L	Rectangle	75 lb.	1017	1042	1066	1092
30" W x 72" L	Rectangle	90 lb.	1198	1229	1256	1284
36" W x 48" L	Rectangle	72 lb.	941	962	986	1008
36" W x 60" L	Rectangle	90 lb.	1120	1145	1172	1198
36" W x 72" L	Rectangle	108 lb.	1296	1328	1359	1389
24" ø	Round	19 lb.	1056	1079	1106	1130
30" ø	Round	29 lb.	1163	1190	1218	1244
36" ø	Round	42 lb.	1261	1291	1320	1350
42" ø	Round	58 lb.	1441	1476	1510	1544
48" ø	Round	75 lb.	1675	1714	1755	1794
60" ø	Round	118 lb.	2060	2110	2159	2207
24" W x 24" L	Square	24 lb.	633	647	662	678
30" W x 30" L	Square	38 lb.	726	745	760	778
36" W x 36" L	Square	54 lb.	868	889	908	930
42" W x 42" L	Square	74 lb.	1163	1190	1218	1244
48" W x 48" L	Square	96 lb.	1202	1232	1261	1290
60" W x 60" L	Square	150 lb.	1675	1714	1755	1794

Wood table edges come standard in maple. Oak is available at no upcharge. An optional veneer top is available at an additional charge. Contact Customer Care for details. Refer to Items to Consider when Ordering Tables and Table Top and Base Configurations.

- When ordering specify:
- Product number
 - Laminate vendor and name/number
 - Finish
 - Dimension
 - Shape




7050276 0.5" RADIUS FRAMED SOLID WOOD EDGE, 1.25" THICK

dimensions	shape	weight	zone 1	zone 2	zone 3	zone 4
24" W x 30" L	Rectangle	30 lb.	391	400	409	418
24" W x 36" L	Rectangle	36 lb.	447	458	468	479
30" W x 36" L	Rectangle	45 lb.	488	499	512	523
30" W x 48" L	Rectangle	60 lb.	643	658	673	689
30" W x 60" L	Rectangle	75 lb.	777	797	814	832
30" W x 72" L	Rectangle	90 lb.	916	936	958	981
36" W x 48" L	Rectangle	72 lb.	744	760	778	797
36" W x 60" L	Rectangle	90 lb.	892	915	934	956
36" W x 72" L	Rectangle	108 lb.	1045	1070	1096	1121
24" ø	Round	19 lb.	519	530	544	554
30" ø	Round	29 lb.	571	582	596	609
36" ø	Round	42 lb.	666	684	699	715
42" ø	Round	58 lb.	833	852	872	892
48" ø	Round	75 lb.	963	987	1010	1033
60" ø	Round	118 lb.	1366	1399	1432	1465
24" W x 24" L	Square	24 lb.	341	349	356	366
30" W x 30" L	Square	38 lb.	447	458	468	479
36" W x 36" L	Square	54 lb.	543	554	569	581
42" W x 42" L	Square	74 lb.	817	836	857	876
48" W x 48" L	Square	96 lb.	941	962	986	1008
60" W x 60" L	Square	150 lb.	1346	1378	1410	1441

Wood table edges come standard in maple. Oak is available at no upcharge. An optional veneer top is available at an additional charge. Contact Customer Care for details. Refer to Items to Consider when Ordering Tables and Table Top and Base Configurations.

7050530 0.5" ROUND EDGE LAMINATED HARDWOOD, 1.25" THICK


dimensions	shape	weight	zone 1	zone 2	zone 3	zone 4
24" W x 30" L	Rectangle	30 lb.	629	644	658	673
24" W x 36" L	Rectangle	36 lb.	717	731	746	760
30" W x 36" L	Rectangle	45 lb.	763	782	801	818
30" W x 48" L	Rectangle	60 lb.	793	814	832	850
30" W x 60" L	Rectangle	75 lb.	1308	1339	1370	1403
30" W x 72" L	Rectangle	90 lb.	1441	1476	1510	1544
36" W x 48" L	Rectangle	72 lb.	817	836	857	876
36" W x 60" L	Rectangle	90 lb.	1338	1369	1403	1434
36" W x 72" L	Rectangle	108 lb.	1478	1514	1549	1585
24" ø	Round	19 lb.	507	519	530	543
30" ø	Round	29 lb.	780	799	817	835
36" ø	Round	42 lb.	817	836	857	876
42" ø	Round	58 lb.	1111	1137	1165	1191
48" ø	Round	75 lb.	1129	1156	1182	1210
24" W x 24" L	Square	24 lb.	611	627	642	656
30" W x 30" L	Square	38 lb.	707	723	743	758
36" W x 36" L	Square	54 lb.	780	799	817	835
42" W x 42" L	Square	74 lb.	1074	1101	1126	1153
48" W x 48" L	Square	96 lb.	1088	1114	1139	1166



Refer to Items to Consider when Ordering Tables and Table Top and Base Configurations.

When ordering specify:
 Product number
 Laminate vendor and name/number
 Finish
 Dimension
 Shape


Tables table tops



7050287 SOFT EDGE 1.25" FLEXIBLE URETHANE STANDARD SQUARE EDGE, 1.25" THICK

dimensions	shape	weight	zone 1	zone 2	zone 3	zone 4
24" W x 30" L	Rectangle	30 lb.	670	687	701	718
30" W x 48" L	Rectangle	60 lb.	901	925	946	966
30" W x 60" L	Rectangle	75 lb.	1194	1223	1250	1279
30" W x 72" L	Rectangle	90 lb.	1217	1246	1275	1304
36" W x 72" L	Rectangle	108 lb.	1366	1399	1432	1465
24" ø	Round	19 lb.	660	675	692	707
30" ø	Round	29 lb.	748	764	783	801
36" ø	Round	42 lb.	892	915	934	956
42" ø	Round	58 lb.	976	1000	1022	1045
48" ø	Round	75 lb.	1175	1202	1230	1258
54" ø	Round	95 lb.	1491	1527	1563	1598
60" ø	Round	118 lb.	1589	1627	1664	1703
24" W x 24" L	Square	24 lb.	581	595	608	623
30" W x 30" L	Square	38 lb.	727	746	761	779
36" W x 36" L	Square	54 lb.	822	843	862	883
42" W x 42" L	Square	74 lb.	986	1009	1033	1057
48" W x 48" L	Square	96 lb.	1015	1040	1064	1088

Refer to Items to Consider when Ordering Tables and Table Top and Base Configurations.



7050292 SOFT EDGE 1.75" FLEXIBLE URETHANE EXTENDED SQUARE EDGE, 1.25" THICK

dimensions	shape	weight	zone 1	zone 2	zone 3	zone 4
24" W x 30" L	Rectangle	30 lb.	670	687	701	718
30" W x 48" L	Rectangle	60 lb.	901	925	946	966
30" W x 60" L	Rectangle	75 lb.	1194	1223	1250	1279
30" W x 72" L	Rectangle	90 lb.	1217	1246	1275	1304
36" W x 72" L	Rectangle	108 lb.	1366	1399	1432	1465
24" ø	Round	19 lb.	660	675	692	707
30" ø	Round	29 lb.	748	764	783	801
36" ø	Round	42 lb.	892	915	934	956
42" ø	Round	58 lb.	976	1000	1022	1045
48" ø	Round	75 lb.	1175	1202	1230	1258
54" ø	Round	95 lb.	1491	1527	1563	1598
60" ø	Round	118 lb.	1589	1627	1664	1703
24" W x 24" L	Square	24 lb.	581	595	608	623
30" W x 30" L	Square	38 lb.	727	746	761	779
36" W x 36" L	Square	54 lb.	822	843	862	883
42" W x 42" L	Square	74 lb.	986	1009	1033	1057
48" W x 48" L	Square	96 lb.	1015	1040	1064	1088

Refer to Items to Consider when Ordering Tables and Table Top and Base Configurations.

- When ordering specify:
- Product number
 - Laminate vendor and name/number
 - Edge color
 - Dimension
 - Shape



7050285 SOFT EDGE 1.25" FLEXIBLE URETHANE STANDARD REVERSE COVE EDGE, 1.25" THICK

dimensions	shape	weight	zone 1	zone 2	zone 3	zone 4
24" W x 30" L	Rectangle	30 lb.	705	722	741	756
30" W x 48" L	Rectangle	60 lb.	948	970	993	1015
30" W x 60" L	Rectangle	75 lb.	1258	1289	1318	1348
30" W x 72" L	Rectangle	90 lb.	1277	1306	1337	1367
36" W x 72" L	Rectangle	108 lb.	1437	1472	1506	1539
24" ø	Round	19 lb.	689	705	721	740
30" ø	Round	29 lb.	784	803	821	840
36" ø	Round	42 lb.	933	956	980	1001
42" ø	Round	58 lb.	1029	1053	1077	1102
48" ø	Round	75 lb.	1235	1264	1294	1323
60" ø	Round	118 lb.	1668	1707	1746	1786
24" W x 24" L	Square	24 lb.	608	623	638	652
30" W x 30" L	Square	38 lb.	763	782	801	818
36" W x 36" L	Square	54 lb.	867	887	906	928
42" W x 42" L	Square	74 lb.	1033	1058	1082	1107
48" W x 48" L	Square	96 lb.	1069	1096	1121	1145

Refer to Items to Consider when Ordering Tables and Table Top and Base Configurations.

7050283 SOFT EDGE 1.25" FLEXIBLE URETHANE STANDARD SPILL-FREE EDGE, 1.25" THICK

dimensions	shape	weight	zone 1	zone 2	zone 3	zone 4
42" ø	Round	58 lb.	1008	1032	1057	1079
48" ø	Round	75 lb.	1210	1238	1268	1296
42" W x 42" L	Square	75 lb.	1010	1035	1059	1082
48" W x 48" L	Square	96 lb.	1046	1071	1097	1122



Refer to Items to Consider when Ordering Tables and Table Top and Base Configurations.

- When ordering specify:
- Product number
 - Laminate vendor and name/number
 - Edge color
 - Dimension
 - Shape

Tables table tops



7050288 SOFT EDGE 1.25" FLEXIBLE URETHANE STANDARD BULLNOSE EDGE, 1.25" THICK

dimensions	shape	weight	zone 1	zone 2	zone 3	zone 4
24" W x 30" L	Rectangle	30 lb.	689	705	721	740
30" W x 48" L	Rectangle	60 lb.	929	951	973	995
30" W x 60" L	Rectangle	75 lb.	1234	1263	1293	1321
30" W x 72" L	Rectangle	90 lb.	1251	1281	1311	1341
36" W x 72" L	Rectangle	108 lb.	1411	1445	1478	1511
24" ø	Round	19 lb.	678	694	710	726
30" ø	Round	29 lb.	769	787	805	825
36" ø	Round	42 lb.	920	942	962	986
42" ø	Round	58 lb.	1008	1032	1057	1079
48" ø	Round	75 lb.	1210	1238	1268	1296
54" ø	Round	95 lb.	1535	1572	1608	1645
60" ø	Round	118 lb.	1635	1673	1712	1752
24" W x 24" L	Square	24 lb.	594	608	623	637
30" W x 30" L	Square	38 lb.	748	764	783	801
36" W x 36" L	Square	54 lb.	846	867	887	905
42" W x 42" L	Square	74 lb.	1010	1035	1059	1082
48" W x 48" L	Square	96 lb.	1046	1071	1097	1122

Refer to Items to Consider when Ordering Tables and Table Top and Base Configurations.



7050294 SOFT EDGE 1.75" FLEXIBLE URETHANE EXTENDED BULLNOSE EDGE, 1.25" THICK

dimensions	shape	weight	zone 1	zone 2	zone 3	zone 4
24" W x 30" L	Rectangle	30 lb.	689	705	721	740
30" W x 48" L	Rectangle	60 lb.	929	951	973	995
30" W x 60" L	Rectangle	75 lb.	1234	1263	1293	1321
30" W x 72" L	Rectangle	90 lb.	1251	1281	1311	1341
36" W x 72" L	Rectangle	108 lb.	1411	1445	1478	1511
24" ø	Round	19 lb.	678	694	710	726
30" ø	Round	29 lb.	769	787	805	825
36" ø	Round	42 lb.	920	942	962	986
42" ø	Round	58 lb.	1008	1032	1057	1079
48" ø	Round	75 lb.	1210	1238	1268	1296
54" ø	Round	95 lb.	1535	1572	1608	1645
60" ø	Round	118 lb.	1635	1673	1712	1752
24" W x 24" L	Square	24 lb.	594	608	623	637
30" W x 30" L	Square	38 lb.	748	764	783	801
36" W x 36" L	Square	54 lb.	846	867	887	905
42" W x 42" L	Square	74 lb.	1010	1035	1059	1082
48" W x 48" L	Square	96 lb.	1046	1071	1097	1122

Refer to Items to Consider when Ordering Tables and Table Top and Base Configurations.

- When ordering specify:
- Product number
 - Laminate vendor and name/number
 - Edge color
 - Dimension
 - Shape



7050296 SOFT EDGE 1.75" FLEXIBLE URETHANE EXTENDED SPILL-FREE EDGE, 1.25" THICK

dimensions	shape	weight	zone 1	zone 2	zone 3	zone 4
24" ø	Round	19 lb.	678	694	710	726
30" ø	Round	29 lb.	769	787	805	825
36" ø	Round	42 lb.	920	942	962	986
42" ø	Round	58 lb.	1008	1032	1057	1079
48" ø	Round	75 lb.	1210	1238	1268	1296
54" ø	Round	95 lb.	1535	1572	1608	1645
24" W x 24" L	Square	24 lb.	594	608	623	637
30" W x 30" L	Square	38 lb.	748	764	783	801
36" W x 36" L	Square	54 lb.	846	867	887	905
42" W x 42" L	Square	74 lb.	1010	1035	1059	1082
48" W x 48" L	Square	96 lb.	1046	1071	1097	1122

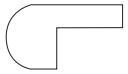
Refer to Items to Consider when Ordering Tables and Table Top and Base Configurations.

When ordering specify:
 Product number
 Laminate vendor and name/number
 Edge color
 Dimension
 Shape

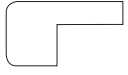
Tables table tops

7050602 SOLID SURFACE GROUP

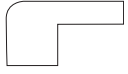
Solid Surface Edge Profiles



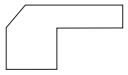
1 1/2" Bullnose (A)



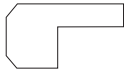
3/8" Double Round (B)



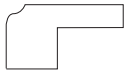
1/2" Round Over (C)



Top Bevel (D)



Double Bevel (E)



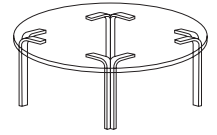
Spanish (F)

dimensions	shape	weight	zone	grade A	grade B	grade C	grade D
24" ø	Round	19 lb.	zone 1	996	1178	1302	1437
			zone 2	1021	1207	1332	1471
			zone 3	1043	1235	1363	1505
			zone 4	1068	1263	1394	1539
30" ø	Round	29 lb.	zone 1	1190	1432	1594	1775
			zone 2	1217	1466	1634	1818
			zone 3	1246	1500	1672	1859
			zone 4	1274	1534	1710	1902
36" ø	Round	42 lb.	zone 1	1679	2042	2288	2560
			zone 2	1718	2091	2343	2619
			zone 3	1759	2139	2397	2681
			zone 4	1799	2189	2451	2742
42" ø	Round	58 lb.	zone 1	2773	3499	3990	4531
			zone 2	2839	3582	4084	4640
			zone 3	2906	3666	4180	4746
			zone 4	2971	3748	4275	4854
48" ø	Round	75 lb.	zone 1	2940	3666	4158	4699
			zone 2	3010	3753	4255	4810
			zone 3	3081	3841	4356	4922
			zone 4	3150	3927	4455	5035
60" ø	Round	118 lb.	zone 1	3044	3770	4261	4803
			zone 2	3118	3860	4363	4918
			zone 3	3189	3950	4465	5033
			zone 4	3262	4040	4567	5147
24" W x 24" L	Square	24 lb.	zone 1	996	1178	1302	1437
			zone 2	1021	1207	1332	1471
			zone 3	1043	1235	1363	1505
			zone 4	1068	1263	1394	1539
30" W x 30" L	Square	38 lb.	zone 1	1190	1432	1594	1775
			zone 2	1217	1466	1634	1818
			zone 3	1246	1500	1672	1859
			zone 4	1274	1534	1710	1902
36" W x 36" L	Square	54 lb.	zone 1	1679	2042	2288	2560
			zone 2	1718	2091	2343	2619
			zone 3	1759	2139	2397	2681
			zone 4	1799	2189	2451	2742
42" W x 42" L	Square	74 lb.	zone 1	2773	3499	3990	4531
			zone 2	2839	3582	4084	4640
			zone 3	2906	3666	4180	4746
			zone 4	2971	3748	4275	4854
48" W x 48" L	Square	96 lb.	zone 1	2940	3666	4158	4699
			zone 2	3010	3753	4255	4810
			zone 3	3081	3841	4356	4922
			zone 4	3150	3927	4455	5035
24" W x 30" L	Rectangle	30 lb.	zone 1	1094	1305	1447	1606
			zone 2	1120	1336	1481	1644
			zone 3	1145	1367	1516	1682
			zone 4	1171	1398	1551	1720
30" W x 48" L	Rectangle	60 lb.	zone 1	2064	2548	2878	3237
			zone 2	2114	2609	2945	3315
			zone 3	2163	2670	3014	3391
			zone 4	2212	2732	3083	3469
30" W x 60" L	Rectangle	75 lb.	zone 1	2117	2601	2928	3291
			zone 2	2168	2663	2998	3368
			zone 3	2219	2724	3067	3446
			zone 4	2269	2786	3138	3526
30" W x 72" L	Rectangle	90 lb.	zone 1	2541	3120	3514	3948
			zone 2	2601	3195	3597	4042
			zone 3	2662	3268	3681	4135
			zone 4	2721	3343	3765	4229
36" W x 72" L	Rectangle	108 lb.	zone 1	2834	3488	3929	4418
			zone 2	2900	3571	4023	4524
			zone 3	2968	3653	4117	4628
			zone 4	3036	3736	4211	4733

When ordering specify:

- Product number
- Solid surface color name/number
- Shape
- Edge profile

General Information:
WOOD SPECS: Beech



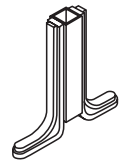
CORNER LEG TABLE BASE

part number	description	maximum top size	wood species	dimensions	weight	zone 1	zone 2	zone 3	zone 4
7011090	Without Brace	See Page 228	Beech	27.75" H	16 lb.	638	652	668	683
7011080	Without Brace, Wheelchair Height	See Page 228	Beech	30.75" H	17 lb.	772	792	809	828
7011089	With Brace	See Page 228	Beech	27.75" H	18 lb.	852	871	892	912
7011079	With Brace, Wheelchair Height	See Page 228	Beech	30.75" H	19 lb.	988	1011	1035	1059

Set of four legs. Price includes Chrome Rubber Cushioned glides (one glide per leg). V-channels are required with 60" or longer table tops at an additional \$67 per channel. Refer to Items to Consider when Ordering Tables and Table Top and Base Configurations.

HALF-PEDESTAL TABLE BASE

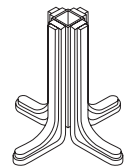
part number	maximum top size	wood species	dimensions	weight	zone 1	zone 2	zone 3	zone 4
7010522	See Page 228	Beech	28" H x 22" S	32 lb.	613	629	642	656
7010526	See Page 228	Beech	28" H x 26" S	34 lb.	625	639	653	669
7010532	See Page 228	Beech	28" H x 32" S	35 lb.	638	652	668	683
7011039	See Page 228	Beech	28" H x 39" S	36 lb.	652	668	684	698



Single base. Price includes Chrome Rubber Cushioned Adjustable glides (two glides per base).

FULL-PEDESTAL TABLE BASE

part number	maximum top size	wood species	dimensions	weight	zone 1	zone 2	zone 3	zone 4
7011022	See Page 228	Beech	28" H x 22" S	34 lb.	848	868	888	909
7011026	See Page 228	Beech	28" H x 26" S	37 lb.	891	912	934	954
7011032	See Page 228	Beech	28" H x 32" S	41 lb.	940	963	986	1008
7011039	See Page 228	Beech	28" H x 39" S	50 lb.	986	1009	1033	1057



Single base. Price includes Chrome Rubber Cushioned Adjustable glides (four glides per base).

BAR HEIGHT FULL-PEDESTAL BASE

part number	maximum top size	wood species	dimensions	weight	zone 1	zone 2	zone 3	zone 4
7012022	See Page 228	Beech	40.75" H x 22" S	48 lb.	997	1023	1047	1070
7012026	See Page 228	Beech	40.75" H x 26" S	51 lb.	1042	1065	1091	1115
7012032	See Page 228	Beech	40.75" H x 32" S	55 lb.	1091	1116	1144	1169

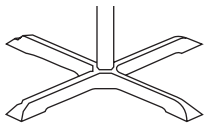
Single base. Price includes Chrome Rubber Cushioned Adjustable glides (four glides per base). Our metal bases are offered in extended heights for an additional \$74 list. Refer to Items to Consider when Ordering Tables and Table Top and Base Configurations.

wheelchair height upcharge per base	
Half-Pedestal	121
Full-Pedestal	121

Extended height upcharge applies to bar and counter height. Extended height options are available for tops up to 42". Recommended wheelchair height is 30.75".

When ordering specify:
 Product number
 Finish

Tables metal table bases



1050029 ECONOMY BASE

spread	maximum top size	column diameter	spider spread	weight	zone	black wrinkle finish price	powder-coat finish price	designer finish price
22"-EB	30" Rect.	3"	12" S	15 lb.	Zone 1	219	372	565
					Zone 2	226	380	579
					Zone 3	232	391	592
					Zone 4	236	399	606
22"-EB	30" Rect.	4"	12" S	16 lb.	Zone 1	236	390	581
					Zone 2	241	399	594
					Zone 3	247	407	609
					Zone 4	252	417	622
22" x 22"	30" x 30"	3"	12" S	18 lb.	Zone 1	264	494	839
					Zone 2	272	508	859
					Zone 3	277	517	879
					Zone 4	283	529	898
22" x 22"	30" x 30"	4"	12" S	19 lb.	Zone 1	279	511	854
					Zone 2	286	522	876
					Zone 3	291	535	895
					Zone 4	300	547	917
22" x 30"	30" x 42"	3"	12" S	21 lb.	Zone 1	279	567	854
					Zone 2	286	581	876
					Zone 3	291	594	895
					Zone 4	300	608	917
22" x 30"	30" x 42"	4"	12" S	22 lb.	Zone 1	297	583	871
					Zone 2	304	599	893
					Zone 3	311	611	915
					Zone 4	318	627	934
30" x 30"	36" x 36"	4"	12" S	23 lb.	Zone 1	307	594	883
					Zone 2	314	609	902
					Zone 3	321	622	924
					Zone 4	329	637	945
36" x 36"	60" Round	4"	24" S	42 lb.	Zone 1	472	779	1087
					Zone 2	483	798	1112
					Zone 3	494	817	1139
					Zone 4	507	836	1165

Base height is 28.5". Price includes Plastitack glides. Refer to Items to Consider when Ordering Tables and Table Top and Base Configurations.

adjustable height upcharge per base				
	All	793	n/a	n/a

23.5" - 35.5" height range. Not available on 2" column or on tops 42" or greater. Only available in matte black. Floor base can be any color.

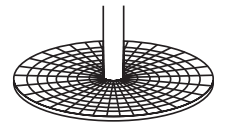
extended and wheelchair height upcharge per table base				
	All	117	117	117

Extended height upcharge applies to bar and counter height. Extended height options are available for tops up to 42". Recommended wheelchair height is 30.75". Please note that a 15" spider is necessary for bar height bases with tops 27" or larger. Specify desired base height.

15" footing upcharge per base				
	All	270	270	270

Available for table base heights of 35"-42".

- When ordering specify:
- Product number
 - Metal Finish
 - Spread
 - Column diameter



1050159 DOMINO BASE

spread	maximum top size	column diameter	spider spread	weight	zone	black wrinkle finish price	powder-coat finish price	designer finish price
17" x 17"	30" x 30"	2"	15" S	27 lb.	Zone 1	359	449	687
					Zone 2	369	460	705
					Zone 3	377	472	721
					Zone 4	385	483	736
22" x 22"	36" x 36"	3"	15" S	42 lb.	Zone 1	508	622	931
					Zone 2	518	637	954
					Zone 3	530	653	975
					Zone 4	542	667	998
30" x 30"	60" x 60"	4"	15" S	92 lb.	Zone 1	931	1058	1254
					Zone 2	954	1084	1285
					Zone 3	975	1109	1314
					Zone 4	998	1134	1343

Base height is 29.25". Price includes Chrome Rubber Cushioned Adjustable glides. Refer to Items to Consider when Ordering Tables and Table Top and Base Configurations.

adjustable height upcharge per base				
	All	793	n/a	n/a

23.5" - 35.5" height range. Not available on 2" column or on tops 42" or greater. Only available in matte black. Floor base can be any color.

extended and wheelchair height upcharge per table base				
	All	117	117	117

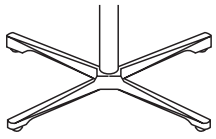
Extended height upcharge applies to bar and counter height. Extended height options are available for tops up to 42". Recommended wheelchair height is 30.75". Please note that a 15" spider is necessary for bar height bases with tops 27" or larger. Specify desired base height.

15" footing upcharge per base				
	All	270	270	270

Available for table base heights of 35"-42".

When ordering specify:
 Product number
 Metal Finish
 Spread
 Column diameter

Tables metal table bases



1050659 STANDARD BASE

spread	maximum top size	column diameter	spider spread	weight	zone	black wrinkle finish price	powder-coat finish price	designer finish price
24"-EB	36" x 96"	2"	15" S	19 lb.	Zone 1	251	268	406
					Zone 2	258	275	416
					Zone 3	269	281	425
					Zone 4	271	287	436
18" x 18"	24" x 24"	2"	15" S	18 lb.	Zone 1	277	288	491
					Zone 2	283	297	505
					Zone 3	289	303	515
					Zone 4	297	310	526
24" x 24"	30" x 30"	2"	15" S	24 lb.	Zone 1	281	299	544
					Zone 2	288	306	577
					Zone 3	295	313	569
					Zone 4	303	320	582
32" x 32"	48" x 48"	2"	15" S	33 lb.	Zone 1	351	371	639
					Zone 2	358	379	654
					Zone 3	368	390	670
					Zone 4	376	398	684
22" x 30"	30" x 42"	2"	15" S	30 lb.	Zone 1	351	371	639
					Zone 2	358	379	654
					Zone 3	368	390	670
					Zone 4	376	398	684
40" x 40"	60" x 60"	3"	24" S	56 lb.	Zone 1	687	735	1149
					Zone 2	705	754	1177
					Zone 3	721	771	1204
					Zone 4	736	790	1233

Base height is 29.25". Price includes Chrome Rubber Cushioned Adjustable glides. Refer to Items to Consider when Ordering Tables and Table Top and Base Configurations.

adjustable height upcharge per base

	All	793	n/a	n/a
--	-----	-----	-----	-----

23.5" - 35.5" height range. Not available on 2" column or on tops 42" or greater. Only available in matte black. Floor base can be any color.

extended and wheelchair height upcharge per table base

	All	117	117	117
--	-----	-----	-----	-----

Extended height upcharge applies to bar and counter height. Extended height options are available for tops up to 42". Recommended wheelchair height is 30.75". Please note that a 15" spider is necessary for bar height bases with tops 27" or larger. Specify desired base height.

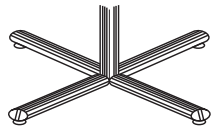
15" footing upcharge per base

	All	270	270	270
--	-----	-----	-----	-----

Available for table base heights of 35"-42".

When ordering specify:

- Product number
- Metal Finish
- Spread
- Column diameter



1050669 TUBULAR 4-PRONG BASE

spread	maximum top Size	column diameter	spider spread	weight	zone	black wrinkle finish price	powder-coat finish price	designer finish price
16"-EB	18" x 60"	2"	12" S	14 lb.	Zone 1	285	299	408
					Zone 2	291	306	418
					Zone 3	299	313	428
					Zone 4	306	320	438
22"-EB	36" x 60"	2"	15" S	21 lb.	Zone 1	291	310	417
					Zone 2	299	317	428
					Zone 3	306	324	438
					Zone 4	313	331	447
32"-EB	36" x 96"	2" (2 col)	12" S	30 lb.	Zone 1	655	683	962
					Zone 2	672	698	985
					Zone 3	686	716	1008
					Zone 4	701	731	1031
18" x 18"	18" x 18"	2"	12" S	24 lb.	Zone 1	445	459	589
					Zone 2	454	471	604
					Zone 3	466	482	616
					Zone 4	476	491	631
22" x 22"	30" x 30"	2"	12" S	28 lb.	Zone 1	450	471	639
					Zone 2	461	482	654
					Zone 3	473	492	670
					Zone 4	484	505	684
22" x 28"	30" x 42"	2"	15" S	33 lb.	Zone 1	514	541	747
					Zone 2	525	555	764
					Zone 3	538	567	780
					Zone 4	550	580	799
28" x 28"	36" x 36"	2"	15" S	34 lb.	Zone 1	563	581	777
					Zone 2	577	594	796
					Zone 3	590	609	815
					Zone 4	604	622	833
36" x 36"	48" x 48"	3"	24" S	53 lb.	Zone 1	846	884	1118
					Zone 2	867	904	1143
					Zone 3	886	925	1170
					Zone 4	907	946	1197
36" x 36"	60" x 60"	3" (5 Col)	12" S	64 lb.	Zone 1	1698	1733	2245
					Zone 2	1739	1775	2299
					Zone 3	1780	1815	2351
					Zone 4	1820	1856	2406

Base height is 28.25". Price includes Chrome Rubber Cushioned Adjustable glides. Refer to Items to Consider when Ordering Tables and Table Top and Base Configurations.

adjustable height upcharge per base				
	All	793	n/a	n/a

23.5" - 35.5" height range. Not available on 2" column or on tops 42" or greater. Only available in matte black. Floor base can be any color.

extended and wheelchair height upcharge per table base				
	All	117	117	117

Extended height upcharge applies to bar and counter height. Extended height options are available for tops up to 42". Recommended wheelchair height is 30.75". Please note that a 15" spider is necessary for bar height bases with tops 27" or larger. Specify desired base height.

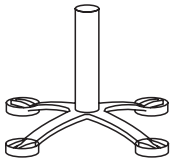
15" footing upcharge per base				
	All	270	270	270

Available for table base heights of 35"-42".

- When ordering specify:
- Product number
 - Metal Finish
 - Spread
 - Column diameter

◆ COM yardage estimate required when fabric is zoned or matched. | See pages 10-16 for additional ordering information | See page 12 for minimum shipping and handling charge.

Tables metal table bases



1050025 LEVELING BASE

spread	maximum top Size	column diameter	spider spread	weight	zone	black wrinkle finish price	powder-coat finish price	designer finish price
18"-EB	24" x 96"	2"	12" S	12 lb.	Zone 1	288	336	416
					Zone 2	297	345	426
					Zone 3	303	352	437
					Zone 4	310	359	446
22"-EB	24" x 96"	2"	12" S	15 lb.	Zone 1	330	377	465
					Zone 2	337	385	475
					Zone 3	346	396	486
					Zone 4	353	404	496
28"-EB	36" x 96"	2"	15" S	22 lb.	Zone 1	420	449	586
					Zone 2	431	460	600
					Zone 3	442	472	613
					Zone 4	450	483	628
18" x 18"	24" x 24"	2"	12" S	15 lb.	Zone 1	381	420	525
					Zone 2	392	431	538
					Zone 3	400	442	552
					Zone 4	409	450	563
24" x 24"	30" x 30"	2"	15" S	24 lb.	Zone 1	478	510	687
					Zone 2	489	521	705
					Zone 3	501	534	721
					Zone 4	513	545	736
32" x 32"	42" x 42"	3"	15" S	30 lb.	Zone 1	602	653	830
					Zone 2	615	670	850
					Zone 3	630	684	870
					Zone 4	644	699	890

Base height is 27.5". Price includes Nylon glides with ABS Plastic Adjustment Knobs. Refer to Items to Consider when Ordering Tables and Table Top and Base Configurations.

adjustable height upcharge per base

	All	793	n/a	n/a

23.5" - 35.5" height range. Not available on 2" column or on tops 42" or greater. Only available in matte black. Floor base can be any color.

extended and wheelchair height upcharge per table base

	All	117	117	117

Extended height upcharge applies to bar and counter height. Extended height options are available for tops up to 42". Recommended wheelchair height is 30.75". Please note that a 15" spider is necessary for bar height bases with tops 27" or larger. Specify desired base height.

15" footing upcharge per base

	All	270	270	270

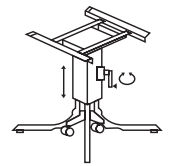
Available for table base heights of 35"-42".

When ordering specify:

- Product number
- Metal Finish
- Spread
- Column diameter

1050020 FULLY-ADJUSTABLE SERIES 5 BASE

spread	maximum top size	column diameter	spider spread	weight	zone	black wrinkle finish price	brown wrinkle finish price	chrome (legs only)
37" x 37"	60" x 60"	n/a	n/a	56 lb.	Zone 1	2480	2480	2530
					Zone 2	2538	2538	2588
					Zone 3	2598	2598	2650
					Zone 4	2656	2656	2709



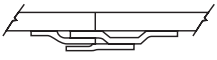
Base Height: 28" to 34". Specify black wrinkle, brown wrinkle or chrome finish when ordering. Refer to Items to Consider when Ordering Tables and Table Top and Base Configurations.

When ordering specify:
 Product number
 Metal Finish
 Spread
 Column diameter

Tables table accessories

Accessories

1052000 LEVEL LOCKS



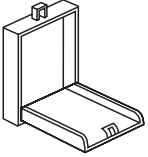
WT: 1 lb.
\$372
2 sets.

1052802 GLIDE, SELF-LEVELING, CUSHIONED



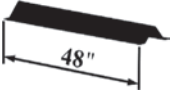
WT: 0.5 lb.
\$43
Set of four. Not available on domino bases.

1059999 FLIP TOP SPIDER



WT: 13 lb.
\$365
Max 54" table top widths. Available for full- and half-pedestal bases with trestle. Not available for tables with adjustable bases or corner legs.

1052048 48" V CHANNEL



WT: 4 lb.
\$68

1052060 60" V CHANNEL



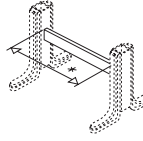
WT: 5 lb.
\$68

1052072 72" V CHANNEL



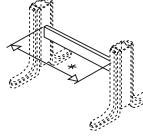
WT: 6 lb.
\$68

7011232 32" TRESTLE



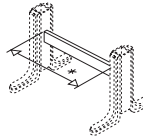
WT: 11 lb.
\$131

7011236 36" TRESTLE



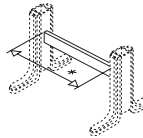
WT: 12 lb.
\$131

7011242 42" TRESTLE



WT: 14 lb.
\$131

7011248 48" TRESTLE



WT: 16 lb.
\$131

task chairs
pricing and specifications

Encore-G



7320653 ARM CHAIR, GSA

W: 19.75" D: 23" H: 32.5" - 35.25" SW: 19.75" SD: - SH: 18" - 20.75" AH: 24.5" - 30.5" WT: 28 lb.

	B/COM	C	D	E	F	G	H	I	J
Zone 1:	525	547	573	602	645	689	731	774	816
Zone 2:	537	559	585	614	657	701	743	786	828
Zone 3:	548	570	596	625	668	712	754	797	839
Zone 4:	559	581	607	636	679	723	765	808	850

Price includes casters. You must specify a carpet caster or hard-surface caster when ordering. Glides available upon request.

General Information:

COM: 1.2 yd. ♦
 WOOD SPECS: n/a
 MOIS. BARR: n/a
 CA TB133: +\$48

7020653 SIDE CHAIR, GSA

W: 19.75" D: 23" H: 32.5" - 35.25" SW: 19.75" SD: - SH: 18" - 20.75" AH: - WT: 20.5 lb.

	B/COM	C	D	E	F	G	H	I	J
Zone 1:	431	453	479	508	551	595	637	680	722
Zone 2:	440	462	488	517	560	604	646	689	731
Zone 3:	450	472	498	527	570	614	656	699	741
Zone 4:	460	482	508	537	580	624	666	709	751

Price includes casters. You must specify a carpet caster or hard-surface caster when ordering. Glides available upon request.

General Information:

COM: 1.2 yd. ♦
 WOOD SPECS: n/a
 MOIS. BARR: n/a
 CA TB133: +\$48

- When ordering specify:
- Product number
 - Fabric vendor, pattern and color
 - Caster option

7320651 ARM CHAIR, GSA

W: 19.75" D: 23" H: 32.5" - 35.25" SW: 19.5" SD: - SH: 18" - 20.75" AH: 25" - 30.5" WT: 35.5 lb.

	B/COM	C	D	E	F	G	H	I	J
Zone 1:	637	659	685	714	757	801	843	886	928
Zone 2:	653	675	701	730	773	817	859	902	944
Zone 3:	666	688	714	743	786	830	872	915	957
Zone 4:	681	703	729	758	801	845	887	930	972

Price includes casters. You must specify a carpet caster or hard-surface caster when ordering. Glides available upon request.

General Information:

COM: 1.2 yd. ♦
WOOD SPECS: n/a
MOIS. BARR: n/a
CA TB133: +\$48



7020651 SIDE CHAIR, GSA

W: 19.75" D: 23" H: 32.5" - 35.25" SW: 19.75" SD: - SH: 18" - 20.75" AH: - WT: 27.7 lb.

	B/COM	C	D	E	F	G	H	I	J
Zone 1:	550	572	598	627	670	714	756	799	841
Zone 2:	562	584	610	639	682	726	768	811	853
Zone 3:	574	596	622	651	694	738	780	823	865
Zone 4:	587	609	635	664	707	751	793	836	878

Price includes casters. You must specify a carpet caster or hard-surface caster when ordering. Glides available upon request.

General Information:

COM: 1.2 yd. ♦
WOOD SPECS: n/a
MOIS. BARR: n/a
CA TB133: +\$48



7200651 FLOOR ROCKER WITH ARMS

W: 19.75" D: 23" H: 25" SW: 19.75" SD: - SH: 8" AH: 15" WT: 22.7 lb.

	B/COM	C	D	E	F	G	H	I	J
Zone 1:	420	442	468	497	540	584	626	669	711
Zone 2:	430	452	478	507	550	594	636	679	721
Zone 3:	438	460	486	515	558	602	644	687	729
Zone 4:	448	470	496	525	568	612	654	697	739

General Information:

COM: 1.2 yd. ♦
WOOD SPECS: n/a
MOIS. BARR: n/a
CA TB133: +\$48



7200650 FLOOR ROCKER

W: 19.75" D: 23" H: 25" SW: 19.75" SD: - SH: 8" AH: - WT: 14.9 lb.

	B/COM	C	D	E	F	G	H	I	J
Zone 1:	330	352	378	407	450	494	536	579	621
Zone 2:	336	358	384	413	456	500	542	585	627
Zone 3:	345	367	393	422	465	509	551	594	636
Zone 4:	352	374	400	429	472	516	558	601	643

General Information:

COM: 1.2 yd. ♦
WOOD SPECS: n/a
MOIS. BARR: n/a
CA TB133: +\$48



7110651 BASE/TABLE, GSA

W: 23" D: 23" H: 16.25" - 19" WT: 12.8 lb.

Price by Shipping Zone				
Zone	1	2	3	4
	269	276	281	289

Price includes casters. You must specify a carpet caster or hard-surface caster when ordering. Glides available upon request.

General Information:

COM: n/a ♦
WOOD SPECS: n/a
MOIS. BARR: n/a
CA TB133: : n/a



When ordering specify:
 Product number
 Fabric vendor, pattern and color
 Caster option

chapel furniture pricing and specifications

Vantage



7028730 SIDE CHAIR, UPHOLSTERED SEAT, UPHOLSTERED BARREL BACK, WOOD BACKSIDE, STACKING

W: 20"	D: 22"	H: 32"	SW: 19.25"	SD: 17"	SH: 18"	AH: -	WT: 17 lb.		
	B/COM	C	D	E	F	G	H	I	J
Zone 1:	401	414	429	446	471	497	521	546	571
Zone 2:	410	423	438	455	480	506	530	555	580
Zone 3:	420	433	448	465	490	516	540	565	590
Zone 4:	430	443	458	475	500	526	550	575	600

Lumbar area has fabric only, no foam.

General Information:

COM: 0.7 yd. ♦
WOOD SPECS: Beech
MOIS. BARR: +\$5
CA TB133: +\$28



7328730 ARM CHAIR, UPHOLSTERED SEAT, UPHOLSTERED BARREL BACK, WOOD BACKSIDE, STACKING

W: 22"	D: 22"	H: 32"	SW: 19.25"	SD: 17"	SH: 18"	AH: 25.75"	WT: 19 lb.		
	B/COM	C	D	E	F	G	H	I	J
Zone 1:	489	502	517	534	559	585	609	634	659
Zone 2:	501	514	529	546	571	597	621	646	671
Zone 3:	512	525	540	557	582	608	632	657	682
Zone 4:	524	537	552	569	594	620	644	669	694

Lumbar area has fabric only, no foam.

General Information:

COM: 0.7 yd. ♦
WOOD SPECS: Beech
MOIS. BARR: +\$5
CA TB133: +\$28



7028731 SIDE CHAIR, UPH SEAT, PARTIALLY UPH BARREL BACK, WOOD BACKSIDE, STACKING

W: 20"	D: 22"	H: 32"	SW: 19.25"	SD: 17"	SH: 18"	AH: -	WT: 17 lb.		
	B/COM	C	D	E	F	G	H	I	J
Zone 1:	408	419	432	447	468	490	511	532	553
Zone 2:	419	430	443	458	479	501	522	543	564
Zone 3:	429	440	453	468	489	511	532	553	574
Zone 4:	438	449	462	477	498	520	541	562	583

General Information:

COM: 0.6 yd. ♦
WOOD SPECS: Beech
MOIS. BARR: +\$5
CA TB133: +\$24



7328731 ARM CHAIR, UPHOLSTERED SEAT, PARTIALLY UPHOLSTERED BARREL BACK, WOOD BACKSIDE, STACKING

W: 22"	D: 22"	H: 32"	SW: 19.25"	SD: 17"	SH: 18"	AH: 24.75"	WT: 19 lb.		
	B/COM	C	D	E	F	G	H	I	J
Zone 1:	499	510	523	538	559	581	602	623	644
Zone 2:	510	521	534	549	570	592	613	634	655
Zone 3:	522	533	546	561	582	604	625	646	667
Zone 4:	535	546	559	574	595	617	638	659	680

General Information:

COM: 0.6 yd. ♦
WOOD SPECS: Beech
MOIS. BARR: +\$5
CA TB133: +\$24



7028735 SIDE CHAIR, UPHOLSTERED SEAT, UPHOLSTERED BARREL BACK, UPHOLSTERED BACKSIDE, STACKING

W: 20"	D: 22"	H: 32"	SW: 19.25"	SD: 17"	SH: 18"	AH: -	WT: 17 lb.		
	B/COM	C	D	E	F	G	H	I	J
Zone 1:	457	480	509	540	587	633	679	726	771
Zone 2:	468	491	520	551	598	644	690	737	782
Zone 3:	478	501	530	561	608	654	700	747	792
Zone 4:	489	512	541	572	619	665	711	758	803

Lumbar area has fabric only, no foam.

General Information:

COM: 1.3 yd. ♦
WOOD SPECS: Beech
MOIS. BARR: +\$5
CA TB133: +\$52



7328735 ARM CHAIR, UPHOLSTERED SEAT, UPHOLSTERED BARREL BACK, UPHOLSTERED BACKSIDE, STACKING

W: 22"	D: 22"	H: 32"	SW: 19.25"	SD: 17"	SH: 18"	AH: 25.75"	WT: 19 lb.		
	B/COM	C	D	E	F	G	H	I	J
Zone 1:	548	571	600	631	678	724	770	817	862
Zone 2:	559	582	611	642	689	735	781	828	873
Zone 3:	572	595	624	655	702	748	794	841	886
Zone 4:	584	607	636	667	714	760	806	853	898

Lumbar area has fabric only, no foam.

General Information:

COM: 1.3 yd. ♦
WOOD SPECS: Beech
MOIS. BARR: +\$5
CA TB133: +\$52

When ordering specify:
 Product number
 Fabric vendor, pattern and color
 Finish

7028737 SE SIDE CHAIR, UPHOLSTERED SEAT, UPHOLSTERED BARREL BACK, WOOD BACKSIDE, STACKING

W: 20" D: 23" H: 32" SW: 19.5" SD: 18" SH: 18.5" AH: – WT: 17 lb.

	B/COM	C	D	E	F	G	H	I	J
Zone 1:	441	455	473	492	521	549	577	606	634
Zone 2:	449	463	481	500	529	557	585	614	642
Zone 3:	460	474	492	511	540	568	596	625	653
Zone 4:	470	484	502	521	550	578	606	635	663

General Information:

COM: 0.8 yd. ♦
 WOOD SPECS: Beech
 MOIS. BARR: +\$5
 CA TB133: +\$32



7328737 SE ARM CHAIR, UPHOLSTERED SEAT, UPHOLSTERED BARREL BACK, WOOD BACKSIDE, STACKING

W: 22" D: 23" H: 32" SW: 19.5" SD: 18" SH: 18.5" AH: 24.75 WT: 19 lb.

	B/COM	C	D	E	F	G	H	I	J
Zone 1:	521	535	553	572	601	629	657	686	714
Zone 2:	533	547	565	584	613	641	669	698	726
Zone 3:	546	560	578	597	626	654	682	711	739
Zone 4:	557	571	589	608	637	665	693	722	750

General Information:

COM: 0.8 yd. ♦
 WOOD SPECS: Beech
 MOIS. BARR: +\$5
 CA TB133: +\$32



7028739 SE SIDE CHAIR, UPHOLSTERED SEAT, UPH. BARREL BACK, WOOD BACKSIDE, 2" WIDER, STACKING

W: 22" D: 23" H: 32" SW: 21.5" SD: 18" SH: 18.5" AH: – WT: 20 lb.

	B/COM	C	D	E	F	G	H	I	J
Zone 1:	453	467	485	504	533	561	589	618	646
Zone 2:	463	477	495	514	543	571	599	628	656
Zone 3:	473	487	505	524	553	581	609	638	666
Zone 4:	484	498	516	535	564	592	620	649	677

General Information:

COM: 0.8 yd. ♦
 WOOD SPECS: Beech
 MOIS. BARR: +\$5
 CA TB133: +\$32



7328739 SE ARM CHAIR, UPHOLSTERED SEAT, UPH. BARREL BACK, WOOD BACKSIDE, 2" WIDER, STACKING

W: 24" D: 23" H: 32" SW: 21.5" SD: 18" SH: 18.5" AH: 24.75 WT: 22 lb.

	B/COM	C	D	E	F	G	H	I	J
Zone 1:	537	551	569	588	617	645	673	702	730
Zone 2:	548	562	580	599	628	656	684	713	741
Zone 3:	561	575	593	612	641	669	697	726	754
Zone 4:	573	587	605	624	653	681	709	738	766

General Information:

COM: 0.8 yd. ♦
 WOOD SPECS: Beech
 MOIS. BARR: +\$5
 CA TB133: +\$32



When ordering specify:
 Product number
 Fabric vendor, pattern and color
 Finish

Accessories

7074129 INTERLOCK, METAL, STRAIGHT



Female Interlock mounted on right leg. Male Interlock mounted on left leg.
WT: 0.5 lb.

Zone 1	2	3	4
\$6	\$6	\$6	\$6

7074130 INTERLOCK, METAL, RADIUS



Male Interlock mounted on left leg. Female Interlock mounted on right leg.
WT: 0.5 lb.

Zone 1	2	3	4
\$26	\$26	\$26	\$26

7074340 VANTAGE CHAIR ARMS



WT: 2 lb.

Zone 1	2	3	4
\$101	\$103	\$105	\$109

7070014 BOOKRACK, BACK MOUNTED



WT: 1 lb.

Zone 1	2	3	4
\$58	\$59	\$62	\$63

For barrel back models, except barrel back chair 7028731.
Cannot be used with rear-mounted cup holder accessory.

7070015 BOOKRACK, BACK MOUNTED, WITH COMMUNION CUP HOLDER

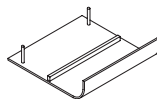


WT: 1 lb.

Zone 1	2	3	4
\$64	\$65	\$67	\$69

For barrel back models, except barrel back chair 7028731.
Cannot be used with rear-mounted cup holder accessory.

7074132 BOOKRACK, UNDERSEAT, REAR OPENING

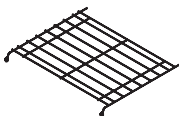


WT: 2 lb.

Zone 1	2	3	4
\$63	\$64	\$65	\$67

Cannot be used with kneeler 7094027. Use sliding kneeler or kneeler box.

7074134 BOOKRACK, UNDERSEAT, WIRE

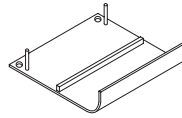


WT: 2 lb.

Zone 1	2	3	4
\$42	\$43	\$43	\$46

Cannot be used with kneeler 7094027. Use sliding kneeler or kneeler box. Not available on 2" wider SE models.

7074142 BOOKRACK, UNDERSEAT, REAR OPENING, WITH COMMUNION CUP HOLDER

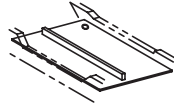


WT: 2 lb.

Zone 1	2	3	4
\$67	\$69	\$70	\$72

Cannot be used with kneeler 7094027. Use sliding kneeler or kneeler box.

7074302 BOOKRACK, UNDERSEAT, FRONT AND REAR OPENING, WITH COMMUNION CUP



WT: 2 lb.

Zone 1	2	3	4
\$9	\$10	\$10	\$10

7130340 CARD AND PENCIL HOLDER, REAR MOUNTED

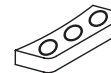


WT: 0.5 lb.

Zone 1	2	3	4
\$17	\$17	\$19	\$19

For barrel back models. Cannot be used with rear-mounted bookrack.

7130341 3-CUP HOLDER, REAR MOUNTED

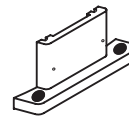


WT: 0.5 lb.

Zone 1	2	3	4
\$19	\$19	\$21	\$21

For barrel back models. Cannot be used with rear-mounted bookrack.

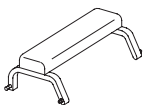
7130346 CARD, 2-CUP, PENCIL HOLDER, REAR MOUNTED



WT: 0.5 lb.

Zone 1	2	3	4
\$50	\$51	\$52	\$53

For barrel back models. Cannot be used with rear-mounted bookrack.



7094027 KNEELER, VANTAGE, UPHOLSTERED MOLDED FOAM PAD

W: 16.89" D: 10.5" H: 6.25" WT: 3 lb.

Price by Fabric Grade and Shipping Zone

	B/COM	C	D	E	F	G	H	I	J
Zone 1:	175	179	183	188	195	203	210	217	224
Zone 2:	179	183	187	192	199	207	214	221	228
Zone 3:	184	188	192	197	204	212	219	226	233
Zone 4:	187	191	195	200	207	215	222	229	236

Not available on SE models. Use sliding kneeler or kneeler box.

General Information:

COM: 0.2 yd. ♦
WOOD SPECS: Beech
MOIS. BARR: n/a
CA TB133: +\$8

Oaklok-Paragon

2022200 SIDE CHAIR, UPH CONTOURED SEAT, UPH BACK, STACKING

W: 20.25"	D: 20.5"	H: 31.75"	SW: 16.5"	SD: 18.5"	SH: 18"	AH: -	WT: 16 lb.		
Red Oak	B/COM	C	D	E	F	G	H	I	J
Zone 1:	338	349	362	377	398	420	441	462	483
Zone 2:	346	357	370	385	406	428	449	470	491
Zone 3:	354	365	378	393	414	436	457	478	499
Zone 4:	361	372	385	400	421	443	464	485	506

General Information:

COM: 0.6 yd. ♦
 MOIS. BARR: +\$6
 CA TB133: +\$24
 WOOD SPECIE ADDER:
 WHITE OAK \$30
 RIFT RED OAK \$48
 RIFT WHITE OAK \$32
 CHERRY \$9
 MAPLE \$35
 MAHOGANY \$72
 WALNUT \$84



2322200 ARM CHAIR, UPH CONTOURED SEAT, UPH BACK, 33 3/4" HEIGHT, STACKING

W: 23.75"	D: 20.5"	H: 33.75"	SW: 17.5"	SD: 17.5"	SH: 18"	AH: 25.5"	WT: 18 lb		
Red Oak	B/COM	C	D	E	F	G	H	I	J
Zone 1:	458	469	482	497	518	540	561	582	603
Zone 2:	468	479	492	507	528	550	571	592	613
Zone 3:	479	490	503	518	539	561	582	603	624
Zone 4:	489	500	513	528	549	571	592	613	634

General Information:

COM: 0.6 yd. ♦
 MOIS. BARR: +\$6
 CA TB133: +\$24
 WOOD SPECIE ADDER:
 WHITE OAK \$34
 RIFT RED OAK \$56
 RIFT WHITE OAK \$45
 CHERRY \$8
 MAPLE \$43
 MAHOGANY \$75
 WALNUT \$115



2022300 SIDE CHAIR, UPH CONTOURED SEAT, UPH BACK, STACKING

W: 20.25"	D: 20.5"	H: 31.25"	SW: 16.5"	SD: 17.5"	SH: 18"	AH: -	WT: 17 lb.		
Red Oak	B/COM	C	D	E	F	G	H	I	J
Zone 1:	362	373	386	401	422	444	465	486	507
Zone 2:	370	381	394	409	430	452	473	494	515
Zone 3:	379	390	403	418	439	461	482	503	524
Zone 4:	387	398	411	426	447	469	490	511	532

General Information:

COM: 0.6 yd. ♦
 MOIS. BARR: +\$6
 CA TB133: +\$24
 WOOD SPECIE ADDER:
 WHITE OAK \$30
 RIFT RED OAK \$48
 RIFT WHITE OAK \$45
 CHERRY \$9
 MAPLE \$35
 MAHOGANY \$72
 WALNUT \$97



2322300 ARM CHAIR, UPH CONTOURED SEAT, UPH BACK, 33 1/4" HEIGHT, STACKING

W: 23.75"	D: 20.5"	H: 33.25"	SW: 17.5"	SD: 17.5"	SH: 18"	AH: 24.75"	WT: 18 lb		
Red Oak	B/COM	C	D	E	F	G	H	I	J
Zone 1:	513	524	537	552	573	595	616	637	658
Zone 2:	525	536	549	564	585	607	628	649	670
Zone 3:	536	547	560	575	596	618	639	660	681
Zone 4:	549	560	573	588	609	631	652	673	694

General Information:

COM: 0.6 yd. ♦
 MOIS. BARR: +\$6
 CA TB133: +\$24
 WOOD SPECIE ADDER:
 WHITE OAK \$34
 RIFT RED OAK \$52
 RIFT WHITE OAK \$44
 CHERRY \$8
 MAPLE \$45
 MAHOGANY \$85
 WALNUT \$115



When ordering specify:
 Product number
 Fabric vendor, pattern and color
 Wood specie
 Finish

Oaklok-Paragon frontals



4152101 SINGLE FRONTAL KNEELER, 20 INCHES WIDE (PRIE DIEU)

W: 20.33" WT: 40 lb.

Red Oak	B/COM	C	D	E	F	G	H	I	J
Zone 1:	601	606	613	620	631	641	652	663	673
Zone 2:	614	619	626	633	644	654	665	676	686
Zone 3:	629	634	641	648	659	669	680	691	701
Zone 4:	643	648	655	662	673	683	694	705	715

General Information:

COM: 0.3 yd. ♦
 MOIS. BARR: n/a
 CA TB133: +\$12

WOOD SPECIE ADDER:

WHITE OAK \$103
 RIFT RED OAK..... \$136
 RIFT WHITE OAK..... \$272
 CHERRY \$136
 MAPLE..... \$136
 MAHOGANY..... \$204
 WALNUT \$340



4152102 DOUBLE FRONTAL KNEELER, 40 INCHES WIDE (PRIE DIEU)

W: 40.25" WT: 66 lb.

Red Oak	B/COM	C	D	E	F	G	H	I	J
Zone 1:	828	835	844	853	868	882	896	911	925
Zone 2:	846	853	862	871	886	900	914	929	943
Zone 3:	867	874	883	892	907	921	935	950	964
Zone 4:	886	893	902	911	926	940	954	969	983

General Information:

COM: 0.4 yd. ♦
 MOIS. BARR: n/a
 CA TB133: +\$16

WOOD SPECIE ADDER:

WHITE OAK \$140
 RIFT RED OAK..... \$187
 RIFT WHITE OAK..... \$376
 CHERRY \$187
 MAPLE..... \$187
 MAHOGANY..... \$283
 WALNUT \$470



4152103 TRIPLE FRONTAL KNEELER, 60 INCHES WIDE (PRIE DIEU)

W: 60.33" WT: 84 lb.

Red Oak	B/COM	C	D	E	F	G	H	I	J
Zone 1:	1054	1065	1078	1093	1114	1136	1157	1178	1199
Zone 2:	1079	1090	1103	1118	1139	1161	1182	1203	1224
Zone 3:	1105	1116	1129	1144	1165	1187	1208	1229	1250
Zone 4:	1128	1139	1152	1167	1188	1210	1231	1252	1273

General Information:

COM: 0.6 yd. ♦
 MOIS. BARR: n/a
 CA TB133: +\$24

WOOD SPECIE ADDER:

WHITE OAK \$179
 RIFT RED OAK..... \$238
 RIFT WHITE OAK..... \$477
 CHERRY \$238
 MAPLE..... \$238
 MAHOGANY..... \$361
 WALNUT \$597

When ordering specify:

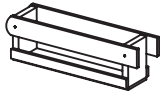
- Product number
- Fabric vendor, pattern and color
- Wood specie
- Finish

Accessories

General Information:

WOOD SPECS: See product note*

2072100 BOOKRACK, INTERLOCKING, SINGLE



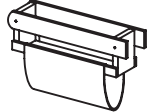
ID L: 11.5"	ID D: 4.5"	ID W: 2.3"	WT: 1 lb.	
Zone	1	2	3	4
Oak	\$43	\$43	\$46	\$47

WOOD SPECIE ADDER:

WHITE OAK\$6	MAPLE\$9
RIFT RED OAK\$0	MAHOGANY\$22
RIFT WHITE OAK\$6	WALNUT\$31
CHERRY\$8		

Use with side chair only.

2072104 BOOKRACK, INTERLOCKING, SINGLE, EXTRA DEPTH SACK



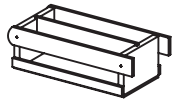
ID L: 11.5"	ID D: 9.7"	ID W: 2.3"	WT: 1 lb.	
Zone	1	2	3	4
Oak	\$51	\$52	\$53	\$55

WOOD SPECIE ADDER:

WHITE OAK\$4	MAPLE\$6
RIFT RED OAK\$0	MAHOGANY\$17
RIFT WHITE OAK\$4	WALNUT\$25
CHERRY\$5		

Use with side chair only.

2072108 BOOKRACK, INTERLOCKING, DOUBLE



ID L: 11.5"	ID D: 4.5"	ID W: 2.3"	WT: 1 lb.	
Zone	1	2	3	4
Oak	\$77	\$78	\$80	\$82

WOOD SPECIE ADDER:

WHITE OAK\$11	MAPLE\$15
RIFT RED OAK\$0	MAHOGANY\$41
RIFT WHITE OAK\$11	WALNUT\$55
CHERRY\$13		

2072111 OAKLOK/PARAGON INTERLOCK, WOOD



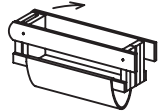
WT: 1 lb.				
Zone	1	2	3	4
Oak	\$27	\$27	\$28	\$28

WOOD SPECIE ADDER:

WHITE OAK\$4	MAPLE\$6
RIFT RED OAK\$0	MAHOGANY\$16
RIFT WHITE OAK\$4	WALNUT\$23
CHERRY\$6		

Use with side chair only.

2072118 BOOKRACK, INTERLOCKING, SINGLE, ADJUSTABLE RADIUS



ID L: 10.5"	ID D: 5"	ID W: 3.8"	WT: 1 lb.	
Zone	1	2	3	4
Oak	\$87	\$89	\$90	\$93

WOOD SPECIE ADDER:

WHITE OAK\$4	MAPLE\$6
RIFT RED OAK\$0	MAHOGANY\$18
RIFT WHITE OAK\$4	WALNUT\$26
CHERRY\$5		

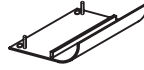
Use with side chair only.

2072128 BOOKRACK, WOOD, UNDERSEAT, FRONT AND REAR OPENING, CUPHOLDER



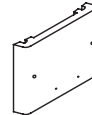
WT: 2 lb.				
Zone	1	2	3	4
Beech	\$87	\$89	\$90	\$93

2072131 BOOKRACK, WOOD, UNDERSEAT, REAR OPENING, CUPHOLDER



W: 13.38"	D: 9.25"	H: 2"	WT: 2 lb.	
Zone	1	2	3	4
Beech	\$79	\$80	\$83	\$84

2132101 CARD AND PENCIL HOLDER, REAR MOUNTED

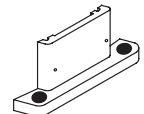


OD H: 4"	ID W: 3.1"	ID D: 0.4"	ID H: 3.4"	WT: 0.5 lb.
Zone	1	2	3	4
Oak	\$19	\$19	\$21	\$21

WOOD SPECIE ADDER:

WHITE OAK\$1	MAPLE\$2
RIFT RED OAK\$2	MAHOGANY\$3
RIFT WHITE OAK\$3	WALNUT\$4
CHERRY\$1		

2132102 CARD, 2-CUP, PENCIL HOLDER, REAR MOUNTED

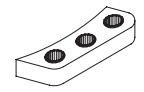


OD H: 4"	ID W: 3.1"	ID D: 0.4"	ID H: 3.3"	WT: 0.5 lb.
Zone	1	2	3	4
Oak	\$51	\$52	\$53	\$55

WOOD SPECIE ADDER:

WHITE OAK\$2	MAPLE\$2
RIFT RED OAK\$2	MAHOGANY\$5
RIFT WHITE OAK\$3	WALNUT\$8
CHERRY\$2		

2132103 3-CUP HOLDER, REAR MOUNTED

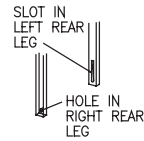


WT: 0.5 lb.				
Zone	1	2	3	4
Oak	\$21	\$21	\$22	\$22

WOOD SPECIE ADDER:

WHITE OAK\$1	MAPLE\$1
RIFT RED OAK\$0	MAHOGANY\$2
RIFT WHITE OAK\$1	WALNUT\$3
CHERRY\$1		

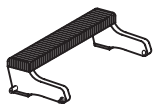
2100 KNEELER HOLES (WITHOUT THE KNEELER) CANNOT BE ORDERED BY ITSELF



\$4

When ordering specify:
 Product number
 Wood specie
 Finish

Oaklok-Paragon accessories



2090011 KNEELER, WOOD, WITH UPHOLSTERED MOLDED FOAM PAD


W: 17.89" D: 11" H: 6.25" WT: 5 lb.

Red Oak	B/COM	C	D	E	F	G	H	I	J
Zone 1:	134	138	142	147	154	162	169	176	183
Zone 2:	137	141	145	150	157	165	172	179	186
Zone 3:	142	146	150	155	162	170	177	184	191
Zone 4:	145	149	153	158	165	173	180	187	194

Use with side chairs and 2301 arm chairs.

General Information:

COM: 0.2 yd. ♦
 MOIS. BARR: n/a
 CA TB133: +\$8
 WOOD SPECIE ADDER:
 WHITE OAK \$11
 RIFT RED OAK..... \$0
 RIFT WHITE OAK..... \$11
 CHERRY \$13
 MAPLE..... \$15
 MAHOGANY..... \$39
 WALNUT \$53



2090012 KNEELER, WOOD, WITH UPHOLSTERED MOLDED FOAM PAD

W: 18.89" D: 11" H: 6.25" WT: 5 lb.

Red Oak	B/COM	C	D	E	F	G	H	I	J
Zone 1:	147	151	155	160	167	175	182	189	196
Zone 2:	149	153	157	162	169	177	184	191	198
Zone 3:	153	157	161	166	173	181	188	195	202
Zone 4:	155	159	163	168	175	183	190	197	204

Use with arm chairs except 2301 styles.

General Information:

COM: 0.2 yd. ♦
 MOIS. BARR: n/a
 CA TB133: +\$8
 WOOD SPECIE ADDER:
 WHITE OAK \$10
 RIFT RED OAK..... \$0
 RIFT WHITE OAK..... \$10
 CHERRY \$13
 MAPLE..... \$15
 MAHOGANY..... \$39
 WALNUT \$54



2090013 KNEELER, WOOD, WITH BOOKRACK, UPHOLSTERED MOLDED FOAM PAD

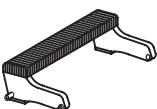
W: 17.89" D: 10" H: 6.25" WT: 4 lb.

Red Oak	B/COM	C	D	E	F	G	H	I	J
Zone 1:	134	138	142	147	154	162	169	176	183
Zone 2:	137	141	145	150	157	165	172	179	186
Zone 3:	142	146	150	155	162	170	177	184	191
Zone 4:	145	149	153	158	165	173	180	187	194

Use with side chairs and 2301 arm chairs.

General Information:

COM: 0.2 yd. ♦
 MOIS. BARR: n/a
 CA TB133: +\$8
 WOOD SPECIE ADDER:
 WHITE OAK \$11
 RIFT RED OAK..... \$0
 RIFT WHITE OAK..... \$11
 CHERRY \$13
 MAPLE..... \$15
 MAHOGANY..... \$39
 WALNUT \$53



2090014 KNEELER, WOOD, WITH BOOKRACK, UPHOLSTERED MOLDED FOAM PAD

W: 18.75" D: 10" H: 6.25" WT: 4 lb.

Red Oak	B/COM	C	D	E	F	G	H	I	J
Zone 1:	147	151	155	160	167	175	182	189	196
Zone 2:	149	153	157	162	169	177	184	191	198
Zone 3:	153	157	161	166	173	181	188	195	202
Zone 4:	155	159	163	168	175	183	190	197	204

Use with arm chairs except 2301 styles.

General Information:

COM: 0.2 yd. ♦
 MOIS. BARR: n/a
 CA TB133: +\$8
 WOOD SPECIE ADDER:
 WHITE OAK \$10
 RIFT RED OAK..... \$0
 RIFT WHITE OAK..... \$10
 CHERRY \$13
 MAPLE..... \$15
 MAHOGANY..... \$39
 WALNUT \$54

- When ordering specify:
- Product number
 - Fabric vendor, pattern and color
 - Wood specie
 - Finish

3306120 SIDE CHAIR, UPHOLSTERED SEAT, WOOD BACK, NON-STACKING, 20"

W: 20"	D: 23"	H: 32"	SW: 20"	SD: 17.75"	SH: 18.25"	AH: -	WT: 24 lb.		
Red Oak	B/COM	C	D	E	F	G	H	I	J
Zone 1:	523	532	543	555	573	591	609	627	644
Zone 2:	534	543	554	566	584	602	620	638	655
Zone 3:	547	556	567	579	597	615	633	651	668
Zone 4:	560	569	580	592	610	628	646	664	681

Fabric application is selvage front.

General Information:

COM: 0.5 yd. ♦
 MOIS. BARR: n/a
 CA TB133: +\$20
 WOOD SPECIE ADDER:
 WHITE OAK \$30
 RIFT RED OAK..... \$49
 RIFT WHITE OAK..... \$48
 CHERRY \$12
 MAPLE..... \$36
 MAHOGANY..... \$76
 WALNUT \$107



3306140 SIDE CHAIR, UPHOLSTERED SEAT, WOOD BACK, NON-STACKING, 40"

W: 40"	D: 23"	H: 32"	SW: 20"	SD: 17.75"	SH: 18.25"	AH: -	WT: 38 lb.		
Red Oak	B/COM	C	D	E	F	G	H	I	J
Zone 1:	756	772	792	813	846	878	910	942	974
Zone 2:	772	788	808	829	862	894	926	958	990
Zone 3:	790	806	826	847	880	912	944	976	1008
Zone 4:	809	825	845	866	899	931	963	995	1027

Fabric application is selvage front.

General Information:

COM: 0.9 yd. ♦
 MOIS. BARR: n/a
 CA TB133: +\$36
 WOOD SPECIE ADDER:
 WHITE OAK \$37
 RIFT RED OAK..... \$58
 RIFT WHITE OAK..... \$66
 CHERRY \$20
 MAPLE..... \$44
 MAHOGANY..... \$96
 WALNUT \$134



3306160 SIDE CHAIR, UPHOLSTERED SEAT, WOOD BACK, NON-STACKING, 60"

W: 60"	D: 23"	H: 32"	SW: 60"	SD: 17.75"	SH: 18.25"	AH: -	WT: 55 lb.		
Red Oak	B/COM	C	D	E	F	G	H	I	J
Zone 1:	967	985	1007	1031	1067	1103	1138	1174	1209
Zone 2:	990	1008	1030	1054	1090	1126	1161	1197	1232
Zone 3:	1011	1029	1051	1075	1111	1147	1182	1218	1253
Zone 4:	1034	1052	1074	1098	1134	1170	1205	1241	1276

Fabric application is selvage front.

General Information:

COM: 1 yd. ♦
 MOIS. BARR: n/a
 CA TB133: +\$40
 WOOD SPECIE ADDER:
 WHITE OAK \$43
 RIFT RED OAK..... \$67
 RIFT WHITE OAK..... \$84
 CHERRY \$28
 MAPLE..... \$50
 MAHOGANY..... \$114
 WALNUT \$159



When ordering specify:
 Product number
 Fabric vendor, pattern and color
 Wood specie
 Finish

Unity



3306420 SIDE CHAIR; UPHOLSTERED SEAT, BACK, AND BACKSIDE; NON-STACKING, 20"

W: 20"	D: 23"	H: 32"	SW: 20"	SD: 17"	SH: 18.25"	AH: -	WT: 24 lb.		
Red Oak									
	B/COM	C	D	E	F	G	H	I	J
Zone 1:	531	549	571	595	631	667	702	738	773
Zone 2:	542	560	582	606	642	678	713	749	784
Zone 3:	556	574	596	620	656	692	727	763	798
Zone 4:	568	586	608	632	668	704	739	775	810

Fabric application is selvage front.

General Information:

COM: 1 yd. ♦
 MOIS. BARR: n/a
 CA TB133: +\$40
 WOOD SPECIE ADDER:
 WHITE OAK \$27
 RIFT RED OAK..... \$43
 RIFT WHITE OAK..... \$36
 CHERRY \$5
 MAPLE..... \$35
 MAHOGANY..... \$70
 WALNUT \$96



3306440 SIDE CHAIR; UPHOLSTERED SEAT, BACK, AND BACKSIDE; NON-STACKING, 40"

W: 40"	D: 23"	H: 32"	SW: 20"	SD: 17"	SH: 18.25"	AH: -	WT: 39 lb.		
Red Oak									
	B/COM	C	D	E	F	G	H	I	J
Zone 1:	774	806	846	889	954	1018	1081	1146	1209
Zone 2:	790	822	862	905	970	1034	1097	1162	1225
Zone 3:	808	840	880	923	988	1052	1115	1180	1243
Zone 4:	826	858	898	941	1006	1070	1133	1198	1261

Fabric application is selvage front.

General Information:

COM: 1.8 yd. ♦
 MOIS. BARR: n/a
 CA TB133: +\$72
 WOOD SPECIE ADDER:
 WHITE OAK \$31
 RIFT RED OAK..... \$45
 RIFT WHITE OAK..... \$42
 CHERRY \$6
 MAPLE..... \$41
 MAHOGANY..... \$83
 WALNUT \$111



3306460 SIDE CHAIR; UPHOLSTERED SEAT, BACK, AND BACKSIDE; NON-STACKING, 60"

W: 60"	D: 23"	H: 32"	SW: 60"	SD: 17"	SH: 18.25"	AH: -	WT: 55 lb.		
Red Oak									
	B/COM	C	D	E	F	G	H	I	J
Zone 1:	990	1030	1078	1131	1210	1290	1367	1446	1523
Zone 2:	1013	1053	1101	1154	1233	1313	1390	1469	1546
Zone 3:	1034	1074	1122	1175	1254	1334	1411	1490	1567
Zone 4:	1058	1098	1146	1199	1278	1358	1435	1514	1591

Fabric application is selvage front.

General Information:

COM: 2.2 yd. ♦
 MOIS. BARR: n/a
 CA TB133: +\$88
 WOOD SPECIE ADDER:
 WHITE OAK \$34
 RIFT RED OAK..... \$48
 RIFT WHITE OAK..... \$49
 CHERRY \$7
 MAPLE..... \$47
 MAHOGANY..... \$95
 WALNUT \$125

When ordering specify:

- Product number
- Fabric vendor, pattern and color
- Wood specie
- Finish

3306720 SIDE CHAIR, UPHOLSTERED SEAT AND BACK, WOOD BACKSIDE, NON-STACKING, 20"

W: 20"	D: 23"	H: 32"	SW: 20"	SD: 17"	SH: 18.25"	AH: –	WT: 25 lb.		
Red Oak	B/COM	C	D	E	F	G	H	I	J
Zone 1:	546	560	578	597	626	654	682	711	739
Zone 2:	561	575	593	612	641	669	697	726	754
Zone 3:	572	586	604	623	652	680	708	737	765
Zone 4:	585	599	617	636	665	693	721	750	778

Fabric application is selvage front.

General Information:

COM: 0.8 yd. ♦
 MOIS. BARR: n/a
 CA TB133: +\$32
 WOOD SPECIE ADDER:
 WHITE OAK\$29
 RIFT RED OAK.....\$46
 RIFT WHITE OAK.....\$42
 CHERRY\$8
 MAPLE.....\$37
 MAHOGANY.....\$73
 WALNUT\$102



3306740 SIDE CHAIR, UPHOLSTERED SEAT AND BACK, WOOD BACKSIDE, NON-STACKING, 40"

W: 40"	D: 23"	H: 32"	SW: 20"	SD: 17"	SH: 18.25"	AH: –	WT: 41 lb.		
Red Oak	B/COM	C	D	E	F	G	H	I	J
Zone 1:	787	812	843	876	927	977	1026	1077	1126
Zone 2:	806	831	862	895	946	996	1045	1096	1145
Zone 3:	825	850	881	914	965	1015	1064	1115	1164
Zone 4:	842	867	898	931	982	1032	1081	1132	1181

Fabric application is selvage front.

General Information:

COM: 1.4 yd. ♦
 MOIS. BARR: n/a
 CA TB133: +\$56
 WOOD SPECIE ADDER:
 WHITE OAK\$34
 RIFT RED OAK.....\$52
 RIFT WHITE OAK.....\$54
 CHERRY\$13
 MAPLE.....\$44
 MAHOGANY.....\$89
 WALNUT\$122



3306760 SIDE CHAIR, UPHOLSTERED SEAT AND BACK, WOOD BACKSIDE, NON-STACKING, 60"

W: 60"	D: 23"	H: 32"	SW: 60"	SD: 17"	SH: 18.25"	AH: –	WT: 58 lb.		
Red Oak	B/COM	C	D	E	F	G	H	I	J
Zone 1:	1001	1030	1065	1104	1161	1219	1275	1332	1388
Zone 2:	1025	1054	1089	1128	1185	1243	1299	1356	1412
Zone 3:	1047	1076	1111	1150	1207	1265	1321	1378	1434
Zone 4:	1070	1099	1134	1173	1230	1288	1344	1401	1457

Fabric application is selvage front.

General Information:

COM: 1.6 yd. ♦
 MOIS. BARR: n/a
 CA TB133: +\$64
 WOOD SPECIE ADDER:
 WHITE OAK\$39
 RIFT RED OAK.....\$58
 RIFT WHITE OAK.....\$66
 CHERRY\$18
 MAPLE.....\$51
 MAHOGANY.....\$105
 WALNUT\$142



When ordering specify:
 Product number
 Fabric vendor, pattern and color
 Wood specie
 Finish

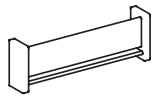
Unity accessories

General Information:

Accessories

WOOD SPECS: See product note*

3080005 BOOKRACK, BACK MOUNT, 20



OD L: 16.9" OD D: 2.8" OD H: 5.9" ID W: 20.1"
ID D: 2.1" ID H: 4.9" WT: 1 lb.

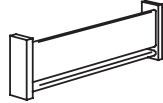
Zone	1	2	3	4
Oak	\$34	\$36	\$36	\$37

WOOD SPECIE ADDER:

WHITE OAK	\$4	MAPLE	\$5
RIFT RED OAK	\$3	MAHOGANY	\$16
RIFT WHITE OAK	\$8	WALNUT	\$22
CHERRY	\$4		

For use on 20" Unity. If insert is ordered, it will be offset to one side, leaving a space of 9-1/8" to accommodate one book.

3080001 BOOKRACK, 3-BOOK, BACK MOUNT



OD L: 21.8" OD D: 2.8" OD H: 5.9" ID W: 15.3"
ID D: 2.1" ID H: 4.9" WT: 1.5 lb.

Zone	1	2	3	4
Oak	\$35	\$35	\$36	\$37

WOOD SPECIE ADDER:

WHITE OAK	\$4	MAPLE	\$6
RIFT RED OAK	\$4	MAHOGANY	\$18
RIFT WHITE OAK	\$11	WALNUT	\$25
CHERRY	\$5		

For use on 40" and 60" Unity. If insert is ordered, it will be placed in the middle. The remaining spaces will be 7" each.

3080378 BOOKRACK, 4-BOOK, BACK MOUNT



OD L: 35.8" OD D: 2.8" OD H: 5.9" ID W: 34"
ID D: 2.1" ID H: 4.9" WT: 2 lb.

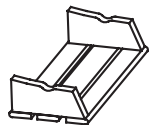
Zone	1	2	3	4
Oak	\$42	\$43	\$44	\$45

WOOD SPECIE ADDER:

WHITE OAK	\$8	MAPLE	\$12
RIFT RED OAK	\$8	MAHOGANY	\$31
RIFT WHITE OAK	\$15	WALNUT	\$42
CHERRY	\$10		

For use on 40" and 60" Unity. If insert is ordered, it will be placed in the middle. The remaining spaces will be 13-15/16" each.

3080006 BOOKRACK, UNDERSEAT, REAR OPENING, 20



OD L: 14.8" OD D: 6.5" OD H: 3.1" ID W: 13.1"
ID D: 0.4" ID H: 2.1" WT: 1 lb.

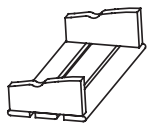
Zone	1	2	3	4
Oak	\$34	\$36	\$36	\$37

WOOD SPECIE ADDER:

WHITE OAK	\$3	MAPLE	\$5
RIFT RED OAK	\$0	MAHOGANY	\$16
RIFT WHITE OAK	\$3	WALNUT	\$21
CHERRY	\$4		

For use on 20" Unity. Cannot be used with a kneeler.

3080007 BOOKRACK, UNDERSEAT, FRONT OPENING, 20



OD L: 14.8" OD D: 6.5" OD H: 3.1" ID W: 13.1"
ID D: 6.5" ID H: 2.1" WT: 1 lb.


Zone	1	2	3	4
Oak	\$34	\$36	\$36	\$37

WOOD SPECIE ADDER:

WHITE OAK	\$3	MAPLE	\$5
RIFT RED OAK	\$0	MAHOGANY	\$15
RIFT WHITE OAK	\$3	WALNUT	\$21
CHERRY	\$4		

For use on 20" Unity. Cannot be used with a kneeler.

3080008 BOOKRACK, UNDERSEAT, REAR OPENING, 40/60



OD L: 34.8" OD D: 6.5" OD H: 3.5" ID W: 33.1"
ID D: 6.5" ID H: 2.1" WT: 2 lb.

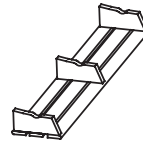
Zone	1	2	3	4
Oak	\$44	\$45	\$46	\$47

WOOD SPECIE ADDER:

WHITE OAK	\$8	MAPLE	\$11
RIFT RED OAK	\$0	MAHOGANY	\$29
RIFT WHITE OAK	\$8	WALNUT	\$40
CHERRY	\$9		

For use on 40" and 60" Unity. Cannot be used with a kneeler.

3080009 BOOKRACK, UNDERSEAT, FRONT OPENING, 40/60



OD L: 34.8" OD D: 6.5" OD H: 3.5" ID W: 33.1"
ID D: 6.5" ID H: 2.1" WT: 2 lb.

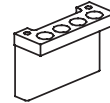
Zone	1	2	3	4
Oak	\$44	\$45	\$46	\$47

WOOD SPECIE ADDER:

WHITE OAK	\$8	MAPLE	\$11
RIFT RED OAK	\$0	MAHOGANY	\$29
RIFT WHITE OAK	\$8	WALNUT	\$40
CHERRY	\$9		

For use on 40" and 60" Unity. Cannot be used with a kneeler.

3130006 INSERT, CARD, 4-CUP, PENCIL HOLDER



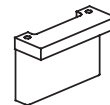
OD L: 6.1" OD D: 2.2" OD H: 4.1" ID W: 4.1"
ID D: 0.4" ID H: 4.1" WT: 0.5 lb.

Zone	1	2	3	4
Oak	\$16	\$16	\$17	\$17

WOOD SPECIE ADDER:

WHITE OAK	\$1	MAPLE	\$2
RIFT RED OAK	\$0	MAHOGANY	\$3
RIFT WHITE OAK	\$1	WALNUT	\$5
CHERRY	\$1		

3130007 INSERT, CARD & PENCIL HOLDER



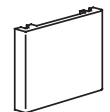
OD L: 6.1" OD D: 2.2" OD H: 4.1" ID W: 4.1"
ID D: 0.4" ID H: 4.1" WT: 0.5 lb.

Zone	1	2	3	4
Oak	\$15	\$15	\$16	\$16

WOOD SPECIE ADDER:

WHITE OAK	\$1	MAPLE	\$2
RIFT RED OAK	\$0	MAHOGANY	\$3
RIFT WHITE OAK	\$1	WALNUT	\$5
CHERRY	\$1		

3130330 CARD, PENCIL HOLDER



OD L: 6.1" OD D: 0.8" OD H: 4.1" ID W: 3.1"
ID D: 0.4" ID H: 3.3" WT: 0.5 lb.


Zone	1	2	3	4
Oak	\$15	\$15	\$16	\$16

WOOD SPECIE ADDER:

WHITE OAK	\$1	MAPLE	\$2
RIFT RED OAK	\$0	MAHOGANY	\$3
RIFT WHITE OAK	\$3	WALNUT	\$4
CHERRY	\$1		

Cannot be used with a back-mounted bookrack on a 20" seat unit or with a 3080378 bookrack on a 40" unit.

3130336 CARD, 3-CUP, PENCIL HOLDER



OD L: 5.1" OD D: 2.1" OD H: 4.1" ID W: 3.1"
ID D: 0.4" ID H: 3.3" WT: 0.5 lb.

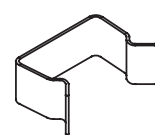
Zone	1	2	3	4
Oak	\$20	\$20	\$22	\$22

WOOD SPECIE ADDER:

WHITE OAK	\$3	MAPLE	\$3
RIFT RED OAK	\$0	MAHOGANY	\$6
RIFT WHITE OAK	\$4	WALNUT	\$9
CHERRY	\$3		

Cannot be used with a back-mounted bookrack on a 20" seat unit or with a 3080378 bookrack on a 40" unit.

3170001 INTERLOCK

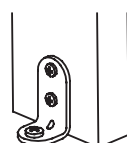


WT: 0.5 lb.

Zone	1	2	3	4
	\$4	\$4	\$4	\$4

Cannot be used with Unity arm models.

3170002 ANCHOR SET



WT: 0.5 lb.

Zone	1	2	3	4
	\$8	\$8	\$8	\$8

Cannot be used with stacking units.

When ordering specify:

- Product number
- Fabric vendor, pattern and color
- Wood specie
- Finish

3090015 KNEELER, WOOD, UPHOLSTERED MOLDED FOAM PAD, 20

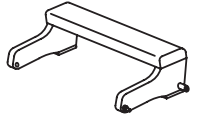
W: 17.25" D: 11.25" H: 6.25" WT: 4 lb.

Red Oak	B/COM	C	D	E	F	G	H	I	J
Zone 1:	115	119	123	128	135	143	150	157	164
Zone 2:	117	121	125	130	137	145	152	159	166
Zone 3:	123	127	131	136	143	151	158	165	172
Zone 4:	125	129	133	138	145	153	160	167	174

Cannot be used with underseat rear mounted bookracks.

General Information:

COM: 0.2 yd. ♦
 MOIS. BARR: n/a
 CA TB133: +\$8
 WOOD SPECIE ADDER:
 WHITE OAK\$10
 RIFT RED OAK.....\$0
 RIFT WHITE OAK.....\$10
 CHERRY\$12
 MAPLE.....\$14
 MAHOGANY.....\$33
 WALNUT\$49



3090016 KNEELER, METAL, UPHOLSTERED MOLDED FOAM PAD, 20

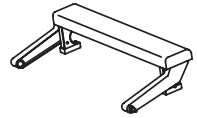
W: 17.25" D: 10.5" H: 6.75" WT: 4 lb.

Metal	B/COM	C	D	E	F	G	H	I	J
Zone 1:	111	115	119	124	131	139	146	153	160
Zone 2:	114	118	122	127	134	142	149	156	163
Zone 3:	116	120	124	129	136	144	151	158	165
Zone 4:	119	123	127	132	139	147	154	161	168

Cannot be used with underseat rear mounted bookracks or stacking models. For non-stacking 20" seat.

General Information:

COM: 0.2 yd. ♦
 WOOD SPECS: n/a
 MOIS. BARR: n/a
 CA TB133: +\$8



3090017 KNEELER, WOOD, UPHOLSTERED MOLDED FOAM PAD, 40

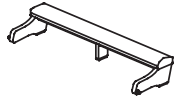
W: 37.25" D: 11.25" H: 6.25" WT: 4 lb.

Red Oak	B/COM	C	D	E	F	G	H	I	J
Zone 1:	184	191	200	209	224	238	252	267	281
Zone 2:	188	195	204	213	228	242	256	271	285
Zone 3:	191	198	207	216	231	245	259	274	288
Zone 4:	197	204	213	222	237	251	265	280	294

Cannot be used with underseat rear mount bookracks.

General Information:

COM: 0.4 yd. ♦
 MOIS. BARR: n/a
 CA TB133: +\$16
 WOOD SPECIE ADDER:
 WHITE OAK\$10
 RIFT RED OAK.....\$0
 RIFT WHITE OAK.....\$10
 CHERRY\$13
 MAPLE.....\$18
 MAHOGANY.....\$50
 WALNUT\$70



3090018 KNEELER, METAL, UPHOLSTERED MOLDED FOAM PAD, 40

W: 37.25" D: 10.5" H: 6.75" WT: 4 lb.

Metal	B/COM	C	D	E	F	G	H	I	J
Zone 1:	167	174	183	192	207	221	235	250	264
Zone 2:	173	180	189	198	213	227	241	256	270
Zone 3:	176	183	192	201	216	230	244	259	273
Zone 4:	179	186	195	204	219	233	247	262	276

Cannot be used with underseat rear mounted bookracks or stacking models.

General Information:

COM: 0.4 yd. ♦
 MOIS. BARR: n/a
 CA TB133: +\$16



3090019 KNEELER, WOOD, UPHOLSTERED MOLDED FOAM PAD, 60

W: 57.25" D: 11.25" H: 6.25" WT: 4 lb.

Red Oak	B/COM	C	D	E	F	G	H	I	J
Zone 1:	230	239	250	262	280	298	316	334	351
Zone 2:	234	243	254	266	284	302	320	338	355
Zone 3:	240	249	260	272	290	308	326	344	361
Zone 4:	244	253	264	276	294	312	330	348	365

Cannot be used with underseat rear mount bookracks.

General Information:

COM: 0.5 yd. ♦
 MOIS. BARR: n/a
 CA TB133: +\$20
 WOOD SPECIE ADDER:
 WHITE OAK\$17
 RIFT RED OAK.....\$0
 RIFT WHITE OAK.....\$17
 CHERRY\$22
 MAPLE.....\$26
 MAHOGANY.....\$66
 WALNUT\$91



3090020 KNEELER, METAL, UPHOLSTERED MOLDED FOAM PAD, 60

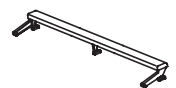
W: 57.25" D: 10.5" H: 6.75" WT: 4 lb.

Metal	B/COM	C	D	E	F	G	H	I	J
Zone 1:	210	219	230	242	260	278	296	314	331
Zone 2:	214	223	234	246	264	282	300	318	335
Zone 3:	219	228	239	251	269	287	305	323	340
Zone 4:	226	235	246	258	276	294	312	330	347

Cannot be used with underseat rear-mounted bookracks. Cannot be used with stacking units.

General Information:

COM: 0.5 yd. ♦
 WOOD SPECS: n/a
 MOIS. BARR: n/a
 CA TB133: +\$20



- When ordering specify:
- Product number
 - Fabric vendor, pattern and color
 - Wood specie
 - Finish

Chancel series II



4171305 COLONIAL PULPIT, WITH ROUT, STAINED, 23"W X 48"L X 45"H

W: 23" D: 48" H: 45" WT: 200 lb.

Red Oak				
Zone	1	2	3	4
	5247	5371	5497	5622

Please note Chancel items require an extended lead time. Contact Customer Care for details. Also available in a painted finish, use product number 4171705. Seven additional wood species are available, including: Rift Red Oak, White Oak, White Oak Rift, Cherry, Maple, Mahogany, and Walnut. Call Customer Care for species pricing and options.

General Information:

COM: n/a ♦
 MOIS. BARR: n/a
 CA TB133: n/a



4171326 COLONIAL PULPIT, WITH ROUTS, STAINED, 23"W X 48"L X 45"H

W: 28.5" D: 17" H: 45.75" WT: 97 lb.

Red Oak				
Zone	1	2	3	4
	9402	9626	9850	10073

Please note Chancel items require an extended lead time. Contact Customer Care for details. Also available in a painted finish, use product number 4171706. Seven additional wood species are available, including: Rift Red Oak, White Oak, White Oak Rift, Cherry, Maple, Mahogany, and Walnut. Call Customer Care for species pricing and options.

General Information:

COM: n/a ♦
 MOIS. BARR: n/a
 CA TB133: n/a



4171309 COLONIAL PULPIT, WITH ROUND TOP ROUT, STAINED, 23"W X 48"L X 45"H

W: 23" D: 48" H: 45" WT: 200 lb.

Red Oak				
Zone	1	2	3	4
	5152	5274	5397	5518

Please note Chancel items require an extended lead time. Contact Customer Care for details. Also available in a painted finish, use product number 4171709. Seven additional wood species are available, including: Rift Red Oak, White Oak, White Oak Rift, Cherry, Maple, Mahogany, and Walnut. Call Customer Care for species pricing and options.

General Information:

COM: n/a ♦
 MOIS. BARR: n/a
 CA TB133: n/a



4111305 COLONIAL LECTERN, WITH ROUT, STAINED, 23"W X 30"L X 45"H

W: 23" D: 30" H: 45" WT: 115 lb.

Red Oak				
Zone	1	2	3	4
	3908	4002	4094	4187

Please note Chancel items require an extended lead time. Contact Customer Care for details. Also available in a painted finish, use product number 4011705. Seven additional wood species are available, including: Rift Red Oak, White Oak, White Oak Rift, Cherry, Maple, Mahogany, and Walnut. Call Customer Care for species pricing and options.

General Information:

COM: n/a ♦
 MOIS. BARR: n/a
 CA TB133: n/a

When ordering specify:
 Product number
 Wood specie
 Finish



4011305 COLONIAL ALTAR, CLOSED, WITH ROUT, STAINED, 30\"/>

W: 30\"/>

Red Oak					
	Zone	1	2	3	4
		4810	4924	5038	5153

Please note Chancel items require an extended lead time. Contact Customer Care for details. Available in a painted finish, use product number 4011705. Seven additional wood species are available, including: Rift Red Oak, White Oak, White Oak Rift, Cherry, Maple, Mahogany, and Walnut. Call Customer Care for species pricing and options.

General Information:

COM: n/a ♦
 MOIS. BARR: n/a
 CA TB133: n/a

4041305 COLONIAL COMMUNION TABLE, WITH ROUT, STAINED, 30\"/>

W: 30\"/>

Red Oak					
	Zone	1	2	3	4
		4062	4159	4257	4354

Please note Chancel items require an extended lead time. Contact Customer Care for details. Also available in a painted finish, use product number 4011705. Seven additional wood species are available, including: Rift Red Oak, White Oak, White Oak Rift, Cherry, Maple, Mahogany, and Walnut. Call Customer Care for species pricing and options.

General Information:

COM: n/a ♦
 MOIS. BARR: n/a
 CA TB133: n/a



4271305-48 COLONIAL ALTAR RAIL, CLOSED, WITH ROUT, STAINED, 5 1/2\"/>

W: 5.5\"/>

Red Oak					
	Zone	1	2	3	4
		1843	1887	1931	1975

Factory installation is recommended. Contact Customer Care for details. Also available in a painted finish, use product number 4271705-48. Seven additional wood species are available, including: Rift Red Oak, White Oak, White Oak Rift, Cherry, Maple, Mahogany, and Walnut. Call Customer Care for species pricing and options.

General Information:

COM: n/a ♦
 MOIS. BARR: n/a
 CA TB133: n/a



4271305-72 COLONIAL ALTAR RAIL, CLOSED, WITH ROUT, STAINED, 5 1/2\"/>

W: 5.5\"/>

Red Oak					
	Zone	1	2	3	4
		2763	2830	2895	2961

Factory installation is recommended. Contact Customer Care for details. Also available in a painted finish, use product number 4271705-72. Seven additional wood species are available, including: Rift Red Oak, White Oak, White Oak Rift, Cherry, Maple, Mahogany, and Walnut. Call Customer Care for species pricing and options.

General Information:

COM: n/a ♦
 MOIS. BARR: n/a
 CA TB133: n/a



When ordering specify:
 Product number
 Wood specie
 Finish

Chancel series II



4271305-96 COLONIAL ALTAR RAIL, CLOSED, WITH ROUT, STAINED, 5 1/2"W X SPECIFIED LENGTH X 26"H

W: 5.5" D: 96" H: 26" WT: 16 lb.

Red Oak				
Zone	1	2	3	4
	3686	3774	3862	3950

Factory installation is recommended. Contact Customer Care for details. Also available in a painted finish, use product number 4271705-96. Seven additional wood species are available, including: Rift Red Oak, White Oak, White Oak Rift, Cherry, Maple, Mahogany, and Walnut. Call Customer Care for species pricing and options.

General Information:

COM: n/a ♦
MOIS. BARR: n/a
CA TB133: n/a



4321305 COLONIAL CLERGY ARM CHAIR, 25 1/8"W X 19 1/4"L X 42"H

W: 25.13" D: 19.25" H: 42" WT: 45 lb.

Red Oak									
	B/COM	C	D	E	F	G	H	I	J
Zone 1:	4166	4189	4216	4246	4291	4336	4380	4425	4469
Zone 2:	4264	4287	4314	4344	4389	4434	4478	4523	4567
Zone 3:	4365	4388	4415	4445	4490	4535	4579	4624	4668
Zone 4:	4464	4487	4514	4544	4589	4634	4678	4723	4767

Please note Chancel items require an extended lead time. Contact Customer Care for details. Also available in a painted finish, use product number 4321705. Seven additional wood species are available, including: Rift Red Oak, White Oak, White Oak Rift, Cherry, Maple, Mahogany, and Walnut. Call Customer Care for species pricing and options.

General Information:

COM: 1.25 yd. ♦
MOIS. BARR: n/a
CA TB133: +\$50



4021305 COLONIAL CLERGY SIDE CHAIR, STAINED, 25 1/8"W X 19 1/4"L X 39"H

W: 25.13" D: 19.25" H: 39" WT: 37 lb.

Red Oak									
	B/COM	C	D	E	F	G	H	I	J
Zone 1:	3443	3466	3493	3523	3568	3613	3657	3702	3746
Zone 2:	3524	3547	3574	3604	3649	3694	3738	3783	3827
Zone 3:	3605	3628	3655	3685	3730	3775	3819	3864	3908
Zone 4:	3687	3710	3737	3767	3812	3857	3901	3946	3990

Please note Chancel items require an extended lead time. Contact Customer Care for details. Also available in a painted finish, use product number 4021705. Seven additional wood species are available, including: Rift Red Oak, White Oak, White Oak Rift, Cherry, Maple, Mahogany, and Walnut. Call Customer Care for species pricing and options.

General Information:

COM: 1.25 yd. ♦
MOIS. BARR: n/a
CA TB133: +\$50



4081305 COLONIAL FLOWER STAND, WITH ROUT, STAINED, 11 1/2"W X 11 1/2"L X 24"H

W: 11.5" D: 11.5" H: 24" WT: 30 lb.

Red Oak				
Zone	1	2	3	4
	1652	1690	1730	1770

Please note Chancel items require an extended lead time. Contact Customer Care for details. Also available in a painted finish, use product number 4081705. Seven additional wood species are available, including: Rift Red Oak, White Oak, White Oak Rift, Cherry, Maple, Mahogany, and Walnut. Call Customer Care for species pricing and options.

General Information:

COM: n/a ♦
MOIS. BARR: n/a
CA TB133: +\$50

- When ordering specify:
- Product number
 - Fabric vendor, pattern and color
 - Wood specie
 - Finish

4171338 COLONIAL PULPIT, WITH ROUTS AND FLUTES, STAINED, 17"W X 28 1/2"L X 45 3/4"H

W: 17" D: 28.5" H: 45.75" WT: 100 lb.

Red Oak				
Zone	1	2	3	4
	10904	11163	11423	11682

Please note Chancel items require an extended lead time. Contact Customer Care for details. Also available in a painted finish, use product number 4171138. Seven additional wood species are available, including: Rift Red Oak, White Oak, White Oak Rift, Cherry, Maple, Mahogany, and Walnut. Call Customer Care for species pricing and options.

General Information:

COM: n/a ♦
MOIS. BARR: n/a
CA TB133: n/a



4171315 COLONIAL PULPIT, WITH ROUTS AND FLUTES, STAINED, 23"W X 48"L X 45"H

W: 23" D: 48" H: 45" WT: 200 lb.

Red Oak				
Zone	1	2	3	4
	6795	6957	7117	7281

Please note Chancel items require an extended lead time. Contact Customer Care for details. Also available in a painted finish, use product number 4111716. Seven additional wood species are available, including: Rift Red Oak, White Oak, White Oak Rift, Cherry, Maple, Mahogany, and Walnut. Call Customer Care for species pricing and options.

General Information:

COM: n/a ♦
MOIS. BARR: n/a
CA TB133: n/a



4171306 COLONIAL PULPIT, WITH ROUT AND FLUTES, STAINED, 58"W X 22 1/4"L X 45"H

W: 58" D: 22.25" H: 45" WT: 240 lb.

Red Oak				
Zone	1	2	3	4
	10065	10304	10544	10784

Please note Chancel items require an extended lead time. Contact Customer Care for details. Also available in a painted finish, use product number 4011715. Seven additional wood species are available, including: Rift Red Oak, White Oak, White Oak Rift, Cherry, Maple, Mahogany, and Walnut. Call Customer Care for species pricing and options.

General Information:

COM: n/a ♦
MOIS. BARR: n/a
CA TB133: n/a



4171365 COLONIAL PULPIT, WITH ROUTS, STAINED, 23"W X 48"L X 45"H

W: 23" D: 48" H: 45" WT: 200 lb.

Red Oak				
Zone	1	2	3	4
	7273	7444	7619	7792

Please note Chancel items require an extended lead time. Contact Customer Care for details. Also available in a painted finish, use product number 4041715. Seven additional wood species are available, including: Rift Red Oak, White Oak, White Oak Rift, Cherry, Maple, Mahogany, and Walnut. Call Customer Care for species pricing and options.

General Information:

COM: n/a ♦
MOIS. BARR: n/a
CA TB133: n/a



When ordering specify:
 Product number
 Wood specie
 Finish

Chancel series III



4111315 COLONIAL LECTERN, ROUT AND FLUTE, STAINED, 23"W X 30"L X 45"H

W: 23" D: 30" H: 45" WT: 120 lb.

Red Oak				
Zone	1	2	3	4
	5078	5199	5321	5442

Please note Chancel items require an extended lead time. Contact Customer Care for details. Also available in a painted finish, use product number 4111715. Seven additional wood species are available, including: Rift Red Oak, White Oak, White Oak Rift, Cherry, Maple, Mahogany, and Walnut. Call Customer Care for species pricing and options.

General Information:

COM: n/a ♦
 MOIS. BARR: n/a
 CA TB133: n/a



4111306 COLONIAL LECTERN, WITH ROUT AND FLUTE, STAINED, 32"W X 21"L X 46"H

W: 32" D: 21" H: 46" WT: 70 lb.

Red Oak				
Zone	1	2	3	4
	9009	9224	9438	9652

Please note Chancel items require an extended lead time. Contact Customer Care for details. Also available in a painted finish, use product number 4111716. Seven additional wood species are available, including: Rift Red Oak, White Oak, White Oak Rift, Cherry, Maple, Mahogany, and Walnut. Call Customer Care for species pricing and options.

General Information:

COM: n/a ♦
 MOIS. BARR: n/a
 CA TB133: n/a



4011315 COLONIAL ALTAR, CLOSED, WITH ROUT AND FLUTES, STAINED, 30"W X 72"L X 39"H

W: 30" D: 72" H: 39" WT: 230 lb.

Red Oak				
Zone	1	2	3	4
	6812	6973	7136	7298

Please note Chancel items require an extended lead time. Contact Customer Care for details. Also available in a painted finish, use product number 4011715. Seven additional wood species are available, including: Rift Red Oak, White Oak, White Oak Rift, Cherry, Maple, Mahogany, and Walnut. Call Customer Care for species pricing and options.

General Information:

COM: n/a ♦
 MOIS. BARR: n/a
 CA TB133: n/a



4041315 COLONIAL COMMUNION TABLE, WITH ROUT AND FLUTES, STAINED, 30"W X 60"L X 30"H

W: 30" D: 60" H: 30" WT: 150 lb.

Red Oak				
Zone	1	2	3	4
	6264	6413	6563	6712

Please note Chancel items require an extended lead time. Contact Customer Care for details. Also available in a painted finish, use product number 4041715. Seven additional wood species are available, including: Rift Red Oak, White Oak, White Oak Rift, Cherry, Maple, Mahogany, and Walnut. Call Customer Care for species pricing and options.

General Information:

COM: n/a ♦
 MOIS. BARR: n/a
 CA TB133: n/a

When ordering specify:
 Product number
 Wood specie
 Finish

4041306 COLONIAL COMMUNION TABLE, WITH ROUT AND FLUTES, STAINED, 22 1/4"W X 58"L X 32"H

W: 22.25" D: 58" H: 32" WT: 85 lb.

Red Oak				
Zone	1	2	3	4
	6699	6859	7018	7177

Please note Chancel items require an extended lead time. Contact Customer Care for details. Also available in a painted finish, use product number 4041716. Seven additional wood species are available, including: Rift Red Oak, White Oak, White Oak Rift, Cherry, Maple, Mahogany, and Walnut. Call Customer Care for species pricing and options.

General Information:

COM: n/a ♦
 MOIS. BARR: n/a
 CA TB133: n/a



4041307 COLONIAL COMMUNION TABLE, WITH ROUT AND FLUTES, STAINED, 22 1/4"W X 58"L X 32"H

W: 22.25" D: 58" H: 32" WT: 155 lb.

Red Oak				
Zone	1	2	3	4
	8848	9060	9270	9481

Please note Chancel items require an extended lead time. Contact Customer Care for details. Also available in a painted finish, use product number 4041717. Seven additional wood species are available, including: Rift Red Oak, White Oak, White Oak Rift, Cherry, Maple, Mahogany, and Walnut. Call Customer Care for species pricing and options.

General Information:

COM: n/a ♦
 MOIS. BARR: n/a
 CA TB133: n/a



4271315-48 COLONIAL ALTAR RAIL, CLOSED, STAINED, 5 1/2"W X SPECIFIED LENGTH X 26"H

W: 5.5" D: 48" H: 26" WT: 18 lb.

Red Oak				
Zone	1	2	3	4
	2209	2262	2912	2367

Factory installation is recommended. Contact Customer care for details. Also available in a painted finish, use product number 4271715-48. Seven additional wood species are available, including: Rift Red Oak, White Oak, White Oak Rift, Cherry, Maple, Mahogany, and Walnut. Call Customer Care for species pricing and options.

General Information:

COM: n/a ♦
 MOIS. BARR: n/a
 CA TB133: n/a



4271315-72 COLONIAL ALTAR RAIL, CLOSED, STAINED, 5 1/2"W X SPECIFIED LENGTH X 26"H

W: 5.5" D: 72" H: 26" WT: 28 lb.

Red Oak				
Zone	1	2	3	4
	3316	3393	4363	3551

Factory installation is recommended. Contact Customer care for details. Also available in a painted finish, use product number 4271715-72. Seven additional wood species are available, including: Rift Red Oak, White Oak, White Oak Rift, Cherry, Maple, Mahogany, and Walnut. Call Customer Care for species pricing and options.

General Information:

COM: n/a ♦
 MOIS. BARR: n/a
 CA TB133: n/a



When ordering specify:
 Product number
 Wood specie
 Finish

Chancel series III



4271315-96 COLONIAL ALTAR RAIL, CLOSED, STAINED, 5 1/2"W X SPECIFIED LENGTH X 26"H

W: 5.5" D: 96" H: 26" WT: 38 lb.

Red Oak				
Zone	1	2	3	4
	4419	4523	5818	4734

Factory installation is recommended. Contact Customer care for details. Also available in a painted finish, use product number 4271715-96. Seven additional wood species are available, including: Rift Red Oak, White Oak, White Oak Rift, Cherry, Maple, Mahogany, and Walnut. Call Customer Care for species pricing and options.

General Information:

COM: n/a ♦
MOIS. BARR: n/a
CA TB133: n/a



4321307 COLONIAL CLERGY ARM CHAIR, STAINED, 25 1/4"W X 19 1/4"L X 54"H

W: 25.25" D: 19.25" H: 54" WT: 45 lb.

Red Oak									
	B/COM	C	D	E	F	G	H	I	J
Zone 1:	6248	6271	6298	6328	6373	6418	6462	6507	6551
Zone 2:	6396	6419	6446	6476	6521	6566	6610	6655	6699
Zone 3:	6546	6569	6596	6626	6671	6716	6760	6805	6849
Zone 4:	6693	6716	6743	6773	6818	6863	6907	6952	6996

Please note Chancel items require an extended lead time. Contact Customer Care for details. Also available in a painted finish, use product number 4321717. Seven additional wood species are available, including: Rift Red Oak, White Oak, White Oak Rift, Cherry, Maple, Mahogany, and Walnut. Call Customer Care for species pricing and options.

General Information:

COM: 1.25 yd. ♦
MOIS. BARR: n/a
CA TB133: +\$50



4021306 COLONIAL CLERGY SIDE CHAIR, STAINED, 25 1/4"W X 19 1/2"L X 42 3/4"H

W: 25.25" D: 19.5" H: 42.75" WT: 39 lb.

Red Oak									
	B/COM	C	D	E	F	G	H	I	J
Zone 1:	4702	4725	4752	4782	4827	4872	4916	4961	5005
Zone 2:	4812	4835	4862	4892	4937	4982	5026	5071	5115
Zone 3:	4924	4947	4974	5004	5049	5094	5138	5183	5227
Zone 4:	5036	5059	5086	5116	5161	5206	5250	5295	5339

Please note Chancel items require an extended lead time. Contact Customer Care for details. Also available in a painted finish, use product number 4021716. Seven additional wood species are available, including: Rift Red Oak, White Oak, White Oak Rift, Cherry, Maple, Mahogany, and Walnut. Call Customer Care for species pricing and options.

General Information:

COM: 1.25 yd. ♦
MOIS. BARR: n/a
CA TB133: +\$50



4081315 COLONIAL FLOWER STAND, WITH ROUT AND FLUTE, STAINED, 11 1/2"W X 11 1/2"L X 24"H

W: 11.5" D: 11.5" H: 24" WT: 35 lb.

Red Oak				
Zone	1	2	3	4
	2006	2054	2100	2149

Please note Chancel items require an extended lead time. Contact Customer Care for details. Also available in a painted finish, use product number 4081715. Seven additional wood species are available, including: Rift Red Oak, White Oak, White Oak Rift, Cherry, Maple, Mahogany, and Walnut. Call Customer Care for species pricing and options.

General Information:

COM: n/a ♦
MOIS. BARR: n/a
CA TB133: n/a



4081306 COLONIAL FLOWER STAND, WITH ROUT AND FLUTE, STAINED, 12 1/8"W X 12 1/8"L X 32"H

W: 12.13" D: 12.13" H: 32" WT: 35 lb.

Red Oak				
Zone	1	2	3	4
	3679	3767	3854	3944

Please note Chancel items require an extended lead time. Contact Customer Care for details. Also available in a painted finish, use product number 4081716. Seven additional wood species are available, including: Rift Red Oak, White Oak, White Oak Rift, Cherry, Maple, Mahogany, and Walnut. Call Customer Care for species pricing and options.

General Information:

COM: n/a ♦
MOIS. BARR: n/a
CA TB133: n/a

When ordering specify:

- Product number
- Fabric vendor, pattern and color
- Wood specie
- Finish

4173100 TRADITIONAL PULPIT, 23"W X 48"L X 45"H

W: 23"	D: 48"	H: 45"	WT: 180 lb.	
Red Oak				
Zone	1	2	3	4
	2657	2722	2784	2847

Please note Chancel items require an extended lead time. Contact Customer Care for details. Seven additional wood species are available, including: Rift Red Oak, White Oak, White Oak Rift, Cherry, Maple, Mahogany, and Walnut. Call Customer Care for species pricing and options.

General Information:

COM: n/a ♦
 MOIS. BARR: n/a
 CA TB133: n/a



4112083 TRADITIONAL LECTERN, PORTABLE, ADJUSTABLE HEIGHT, 19"W X 24"L X 44"-47"H

W: 19"	D: 24"	H: 44-47"	WT: 50 lb.	
Red Oak				
Zone	1	2	3	4
	2161	2212	2264	2316

Please note Chancel items require an extended lead time. Contact Customer Care for details. Seven additional wood species are available, including: Rift Red Oak, White Oak, White Oak Rift, Cherry, Maple, Mahogany, and Walnut. Call Customer Care for species pricing and options.

General Information:

COM: n/a ♦
 MOIS. BARR: n/a
 CA TB133: n/a



4113100 TRADITIONAL LECTERN, 23"W X 30"L X 45"H

W: 23"	D: 30"	H: 45"	WT: 120 lb.	
Red Oak				
Zone	1	2	3	4
	1882	1925	1971	2014

Please note Chancel items require an extended lead time. Contact Customer Care for details. Seven additional wood species are available, including: Rift Red Oak, White Oak, White Oak Rift, Cherry, Maple, Mahogany, and Walnut. Call Customer Care for species pricing and options.

General Information:

COM: n/a ♦
 MOIS. BARR: n/a
 CA TB133: n/a



4013100 TRADITIONAL ALTAR, CLOSED, 30"W X 72"L X 39"H

W: 30"	D: 72"	H: 39"	WT: 195 lb.	
Red Oak				
Zone	1	2	3	4
	3906	3997	4092	4185

Please note Chancel items require an extended lead time. Contact Customer Care for details. Seven additional wood species are available, including: Rift Red Oak, White Oak, White Oak Rift, Cherry, Maple, Mahogany, and Walnut. Call Customer Care for species pricing and options.

General Information:

COM: n/a ♦
 MOIS. BARR: n/a
 CA TB133: n/a



4043100 TRADITIONAL COMMUNION TABLE, 30"W X 60"L X 30"H

W: 30"	D: 60"	H: 30"	WT: 115 lb.	
Red Oak				
Zone	1	2	3	4
	2429	2487	2545	2601

Factory installation is recommended. Contact Customer care for details. Seven additional wood species are available, including: Rift Red Oak, White Oak, White Oak Rift, Cherry, Maple, Mahogany, and Walnut. Call Customer Care for species pricing and options.

General Information:

COM: n/a ♦
 MOIS. BARR: n/a
 CA TB133: n/a



4273100-48 TRADITIONAL ALTAR RAIL, CLOSED, 5 1/2"W X SPECIFIED LENGTH X 26"H

W: 5.5"	D: 48"	H: 26"	WT: 16 lb.	
Red Oak				
Zone	1	2	3	4
	1139	1167	1193	1220

Factory installation is recommended. Contact Customer care for details. Seven additional wood species are available, including: Rift Red Oak, White Oak, White Oak Rift, Cherry, Maple, Mahogany, and Walnut. Call Customer Care for species pricing and options.

General Information:

COM: n/a ♦
 MOIS. BARR: n/a
 CA TB133: n/a



When ordering specify:
 Product number
 Wood specie
 Finish

Chancel series IV



4273100-72 TRADITIONAL ALTAR RAIL, CLOSED, 5 1/2"W X SPECIFIED LENGTH X 26"H

W: 5.5" D: 72" H: 26" WT: 26 lb.

Red Oak				
Zone	1	2	3	4
	1712	1751	1793	1832

Factory installation is recommended. Contact Customer care for details. Seven additional wood species are available, including: Rift Red Oak, White Oak, White Oak Rift, Cherry, Maple, Mahogany, and Walnut. Call Customer Care for species pricing and options.

General Information:

COM: n/a ♦
MOIS. BARR: n/a
CA TB133: n/a



4273100-96 TRADITIONAL ALTAR RAIL, CLOSED, 5 1/2"W X SPECIFIED LENGTH X 26"H

W: 5.5" D: 96" H: 26" WT: 36 lb.

Red Oak				
Zone	1	2	3	4
	2283	2335	2390	2445

Factory installation is recommended. Contact Customer care for details. Seven additional wood species are available, including: Rift Red Oak, White Oak, White Oak Rift, Cherry, Maple, Mahogany, and Walnut. Call Customer Care for species pricing and options.

General Information:

COM: n/a ♦
MOIS. BARR: n/a
CA TB133: n/a



4323100 TRADITIONAL CLERGY ARM CHAIR, 25 1/8"W X 19 1/4"L X 42"H

W: 25.13" D: 19.25" H: 42" WT: 30 lb.

Red Oak									
	B/COM	C	D	E	F	G	H	I	J
Zone 1:	2484	2507	2534	2564	2609	2654	2698	2743	2787
Zone 2:	2542	2565	2592	2622	2667	2712	2756	2801	2845
Zone 3:	2601	2624	2651	2681	2726	2771	2815	2860	2904
Zone 4:	2659	2682	2709	2739	2784	2829	2873	2918	2962

Please note Chancel items require an extended lead time. Contact Customer Care for details. Seven additional wood species are available, including: Rift Red Oak, White Oak, White Oak Rift, Cherry, Maple, Mahogany, and Walnut. Call Customer Care for species pricing and options.

General Information:

COM: 1.25 yd. ♦
MOIS. BARR: n/a
CA TB133: +\$50



4023100 TRADITIONAL CLERGY SIDE CHAIR, 25 1/8"W X 19 1/4"L X 39"H

W: 25.13" D: 19.25" H: 39" WT: 30 lb.

Red Oak									
	B/COM	C	D	E	F	G	H	I	J
Zone 1:	2250	2273	2300	2330	2375	2420	2464	2509	2553
Zone 2:	2303	2326	2353	2383	2428	2473	2517	2562	2606
Zone 3:	2357	2380	2407	2437	2482	2527	2571	2616	2660
Zone 4:	2410	2433	2460	2490	2535	2580	2624	2669	2713

Please note Chancel items require an extended lead time. Contact Customer Care for details. Seven additional wood species are available, including: Rift Red Oak, White Oak, White Oak Rift, Cherry, Maple, Mahogany, and Walnut. Call Customer Care for species pricing and options.

General Information:

COM: 1.25 yd. ♦
MOIS. BARR: n/a
CA TB133: +\$50



4083100 TRADITIONAL FLOWER STAND, 11 1/2"W X 11 1/2"L X 24"H

W: 11.5" D: 11.5" H: 24" WT: 35 lb.

Red Oak				
Zone	1	2	3	4
	978	1002	1025	1049

Please note Chancel items require an extended lead time. Contact Customer Care for details. Seven additional wood species are available, including: Rift Red Oak, White Oak, White Oak Rift, Cherry, Maple, Mahogany, and Walnut. Call Customer Care for species pricing and options.

General Information:

COM: n/a ♦
MOIS. BARR: n/a
CA TB133: n/a

- When ordering specify:
- Product number
 - Fabric vendor, pattern and color
 - Wood specie
 - Finish

4173300 TRADITIONAL PULPIT, WITH FLAT MOLDING, 23"W X 48"L X 45"H

W: 23" D: 48" H: 45" WT: 190 lb.

Red Oak					
	Zone	1	2	3	4
		3614	3700	3785	3871

Factory installation is recommended. Contact Customer care for details. Seven additional wood species are available, including: Rift Red Oak, White Oak, White Oak Rift, Cherry, Maple, Mahogany, and Walnut. Call Customer Care for species pricing and options.

General Information:

COM: n/a ♦
 MOIS. BARR: n/a
 CA TB133: n/a



4173600 TRADITIONAL PULPIT, ROUND MOLDING, 23"W X 48"L X 45"H

W: 23" D: 48" H: 45" WT: 190 lb.

Red Oak					
	Zone	1	2	3	4
		4173	4272	4371	4470

Factory installation is recommended. Contact Customer care for details. Seven additional wood species are available, including: Rift Red Oak, White Oak, White Oak Rift, Cherry, Maple, Mahogany, and Walnut. Call Customer Care for species pricing and options.

General Information:

COM: n/a ♦
 MOIS. BARR: n/a
 CA TB133: n/a



4112099 TRADITIONAL LECTERN, 22"W X 32"L X 44"H

W: 22" D: 32" H: 44" WT: 110 lb.

Red Oak					
	Zone	1	2	3	4
		4954	5070	5189	5306

Factory installation is recommended. Contact Customer care for details. Seven additional wood species are available, including: Rift Red Oak, White Oak, White Oak Rift, Cherry, Maple, Mahogany, and Walnut. Call Customer Care for species pricing and options.

General Information:

COM: n/a ♦
 MOIS. BARR: n/a
 CA TB133: n/a



4113600 TRADITIONAL LECTERN, WITH ROUND MOLDING, 23"W X 30"L X 45"H

W: 23" D: 30" H: 45" WT: 110 lb.

Red Oak					
	Zone	1	2	3	4
		2612	2676	2737	2800

Factory installation is recommended. Contact Customer care for details. Seven additional wood species are available, including: Rift Red Oak, White Oak, White Oak Rift, Cherry, Maple, Mahogany, and Walnut. Call Customer Care for species pricing and options.

General Information:

COM: n/a ♦
 MOIS. BARR: n/a
 CA TB133: n/a



When ordering specify:
 Product number
 Wood specie
 Finish

Chancel series VI



4013600 TRADITIONAL ALTAR, CLOSED, 30"W X 72"L X 39"H

W: 30" D: 72" H: 39" WT: 175 lb.

Red Oak				
Zone	1	2	3	4
	3555	3638	3724	3808

Please note Chancel items require an extended lead time. Contact Customer Care for details. Seven additional wood species are available, including: Rift Red Oak, White Oak, White Oak Rift, Cherry, Maple, Mahogany, and Walnut. Call Customer Care for species pricing and options.

General Information:

COM: n/a ♦
 MOIS. BARR: n/a
 CA TB133: n/a



4043600 TRADITIONAL COMMUNION TABLE, 30"W X 60"L X 30"H

W: 30" D: 60" H: 30" WT: 120 lb.

Red Oak				
Zone	1	2	3	4
	3124	3200	3272	3348

Please note Chancel items require an extended lead time. Contact Customer Care for details. Seven additional wood species are available, including: Rift Red Oak, White Oak, White Oak Rift, Cherry, Maple, Mahogany, and Walnut. Call Customer Care for species pricing and options.

General Information:

COM: n/a ♦
 MOIS. BARR: n/a
 CA TB133: n/a



4273600-48 TRADITIONAL ALTAR RAIL, CLOSED, 5 1/2"W X SPECIFIED LENGTH X 26"H

W: 5.5" D: 48" H: 26" WT: 16 lb.

Red Oak				
Zone	1	2	3	4
	1235	1265	1294	1323

Factory installation is recommended. Contact Customer care for details. Seven additional wood species are available, including: Rift Red Oak, White Oak, White Oak Rift, Cherry, Maple, Mahogany, and Walnut. Call Customer Care for species pricing and options.

General Information:

COM: n/a ♦
 MOIS. BARR: n/a
 CA TB133: n/a



4273600-72 TRADITIONAL ALTAR RAIL, CLOSED, 5 1/2"W X SPECIFIED LENGTH X 26"H

W: 5.5" D: 72" H: 26" WT: 26 lb.

Red Oak				
Zone	1	2	3	4
	1853	1896	1940	1984

Factory installation is recommended. Contact Customer care for details. Seven additional wood species are available, including: Rift Red Oak, White Oak, White Oak Rift, Cherry, Maple, Mahogany, and Walnut. Call Customer Care for species pricing and options.

General Information:

COM: n/a ♦
 MOIS. BARR: n/a
 CA TB133: n/a

When ordering specify:

- Product number
- Wood specie
- Finish

4273600-96 TRADITIONAL ALTAR RAIL, CLOSED, 5 1/2"W X SPECIFIED LENGTH X 26"H

W: 5.5" D: 96" H: 26" WT: 36 lb.

Red Oak					
	Zone	1	2	3	4
		2467	2526	2585	2643

Factory installation is recommended. Contact Customer care for details. Seven additional wood species are available, including: Rift Red Oak, White Oak, White Oak Rift, Cherry, Maple, Mahogany, and Walnut. Call Customer Care for species pricing and options.

General Information:

COM: n/a ♦
 MOIS. BARR: n/a
 CA TB133: n/a



4083600 TRADITIONAL FLOWER STAND, 11 1/2"W X 11 1/2"L X 24"H

W: 11.5" D: 11.5" H: 24" WT: 25 lb.

Red Oak					
	Zone	1	2	3	4
		1381	1412	1446	1479

Please note Chancel items require an extended lead time. Contact Customer Care for details. Seven additional wood species are available, including: Rift Red Oak, White Oak, White Oak Rift, Cherry, Maple, Mahogany, and Walnut. Call Customer Care for species pricing and options.

General Information:

COM: n/a ♦
 MOIS. BARR: n/a
 CA TB133: n/a



When ordering specify:
 Product number
 Wood specie
 Finish

Additional Chapel Product accessories

7094031 KNEELER, SLIDING, UPHOLSTERED MOLDED FOAM PAD

W: 11.25" D: 5.5" H: 6.25" WT: 4 lb.

Red Oak	B/COM	C	D	E	F	G	H	I	J
Zone 1:	153	157	161	166	173	181	188	195	202
Zone 2:	157	161	165	170	177	185	192	199	206
Zone 3:	159	163	167	172	179	187	194	201	208
Zone 4:	164	168	172	177	184	192	199	206	213

Fits Duroply, Horizon, Laurelwood, Plylok, Regal III, Wedgewood and Vantage SE.

General Information:

COM: 0.2 yd. ♦
MOIS. BARR: included
CA TB133: +\$8

7094005 KNEELER, CUSHION BOX, WITH BOOK BOX

W: 5.5" D: 11.25" H: 6.25" WT: 3 lb.

Red Oak	B/COM	C	D	E	F	G	H	I	J
Zone 1:	173	177	181	186	193	201	208	215	222
Zone 2:	176	180	184	189	196	204	211	218	225
Zone 3:	180	184	188	193	200	208	215	222	229
Zone 4:	185	189	193	198	205	213	220	227	234

General Information:

COM: 0.2 yd. ♦
MOIS. BARR: included
CA TB133: +\$8

7094038 KNEELER, PLYLOK, UPHOLSTERED MOLDED FOAM PAD

W: 5.5" D: 11.25" H: 6.25" WT: 3 lb.

Red Oak	B/COM	C	D	E	F	G	H	I	J
Zone 1:	175	179	183	188	195	203	210	217	224
Zone 2:	179	183	187	192	199	207	214	221	228
Zone 3:	184	188	192	197	204	212	219	226	233
Zone 4:	187	191	195	200	207	215	222	229	236

General Information:

COM: 0.2 yd. ♦
MOIS. BARR: included
CA TB133: +\$8

7094041 KNEELER, REGAL III SIDE, UPHOLSTERED MOLDED FOAM PAD

W: 5.5" D: 11.25" H: 6.25" WT: 3 lb.

Red Oak	B/COM	C	D	E	F	G	H	I	J
Zone 1:	181	185	189	194	201	209	216	223	230
Zone 2:	186	190	194	199	206	214	221	228	235
Zone 3:	190	194	198	203	210	218	225	232	239
Zone 4:	194	198	202	207	214	222	229	236	243

General Information:

COM: 0.2 yd. ♦
MOIS. BARR: included
CA TB133: +\$8

7094047 KNEELER, REGAL III ARM, UPHOLSTERED MOLDED FOAM PAD

W: 5.5" D: 11.25" H: 6.25" WT: 3 lb.

Red Oak	B/COM	C	D	E	F	G	H	I	J
Zone 1:	181	185	189	194	201	209	216	223	230
Zone 2:	186	190	194	199	206	214	221	228	235
Zone 3:	190	194	198	203	210	218	225	232	239
Zone 4:	194	198	202	207	214	222	229	236	243

General Information:

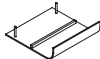
COM: 0.2 yd. ♦
MOIS. BARR: included
CA TB133: +\$8

When ordering specify:

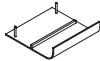
- Product number
- Fabric vendor, pattern and color
- Wood specie
- Finish

Accessories


7070007 BOOKRACK, REGAL III, UNDERSEAT REAR OPEN

	WT: 2 lb.				
	Zone 1	2	3	4	
	\$69	\$72	\$73	\$74	

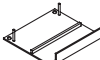
7070008 BOOKRACK, REGAL III, UNDERSEAT REAR OPEN WITH CUP HOLDER

	WT: 2 lb.				
	Zone 1	2	3	4	
	\$82	\$83	\$85	\$87	


7070016 BOOKRACK, DUROPLY, UNDERSEAT, REAR OPENING

	W: 20"	D: 20"	H: 21"	WT: 25 lb.	
	Zone 1	2	3	4	
	\$59	\$62	\$63	\$64	

7070017 BOOKRACK, DUROPLY, UNDERSEAT, REAR OPENING, WITH COMMUNION CUP HOLDER

	W: 38"	D: 19"	H: 16"	WT: 40 lb.	
	Zone 1	2	3	4	
	\$67	\$69	\$70	\$72	

7074105 BOOKRACK, PLYLOK, BACK MOUNTED

	WT: 2 lb.				
	Zone 1	2	3	4	
	\$70	\$73	\$74	\$77	

For use on standard width chairs only. Cannot be mounted with rear cup holder accessory.

7074152 BOOKRACK, PLYLOK, UNDERSEAT, FRONT OPENING

	WT: 2 lb.				
	Zone 1	2	3	4	
	\$59	\$62	\$63	\$64	

Cannot be used with a kneeler.

7074132 BOOKRACK, PLYLOK, UNDERSEAT, REAR OPENING

	WT: 2 lb.				
	Zone 1	2	3	4	
	\$63	\$64	\$65	\$67	

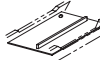
Cannot be used with kneeler 7094027. Use sliding kneeler or kneeler box.

7074162 BOOKRACK, PLYLOK, UNDERSEAT, FRONT AND REAR OPENING

	WT: 2 lb.				
	Zone 1	2	3	4	
	\$72	\$74	\$77	\$78	

Cannot be used with a kneeler.

7074303 BOOKRACK, PLYLOK, UNDERSEAT, REAR OPENING, WITH COMMUNION CUP

	WT: 2 lb.				
	Zone 1	2	3	4	
	\$9	\$10	\$10	\$10	

7130356 CARD, PLYLOK, 2-CUP, PENCIL HOLDER, REAR MOUNTED

	WT: 0.5 lb.				
	Zone 1	2	3	4	
	\$50	\$51	\$52	\$53	


Cannot be used with rear-mounted bookrack or on ladder backs.

7190010 WOOD UNDERSEAT PANEL, DUROPLY


	W: 18"	D: 19"	WT: 1 lb.		
	\$56				

Panels with vinyl or crypton upholstered seats will be drilled for ventilation.

7144014 T MOLD RUNNER

	WT: 0.5 lb.	
	\$22	

7070005 DECORATIVE THRU BOLT AND NUT


	WT: 0.5 lb.	
	\$25	

Available for chairs with all-wood backs.


7032000 UNIVERSAL 2-WHEEL CART

	WT: 37 lb.				
	Zone 1	2	3	4	
	\$606	\$621	\$637	\$650	

7074129 INTERLOCK, METAL, STRAIGHT

	Female Interlock mounted on right leg. Male Interlock mounted on left leg.	
	WT: 0.5 lb.	
	\$6	

7074130 INTERLOCK, METAL, RADIUS

	Male Interlock mounted on left leg. Female Interlock mounted on right leg.	
	WT: 0.5 lb.	
	\$25	

When ordering specify:
 Product number
 Fabric vendor, pattern and color (if applicable)
 Wood specie
 Finish

index

1030-162036 (1030 Tables)	214	20R-152424 (20R Cube Table)	224	21781 (Arc)	29
1030-162048 (1030 Tables)	214	20R-152448 (20R Cube Table)	224	2322200 (Oaklok-Paragon)	253
1030-162448 (1030 Tables)	214	20R-153030 (20R Cube Table)	224	2322300 (Oaklok-Paragon)	253
1030-212424 (1030 Tables)	214	20R-201818 (20R Cube Table)	224	26-162754 (Reflect)	153, 222
1030-212626 (1030 Tables)	214	20R-202424 (20R Cube Table)	224	26-1630 (Reflect)	153, 222
1030-213030 (1030 Tables)	214	20R-202448 (20R Cube Table)	224	260-2T (Planar)	132
1050011 (Cube Tables)	226	20R-203030 (20R Cube Table)	224	260-3T (Planar)	132
1050012 (Cylinder Tables)	226	20R-241818 (20R Cube Table)	225	261 (Planar)	132
1050020 (Table Base)	243	20R-242424 (20R Cube Table)	225	2611 (Reflect)	148
1050025 (Table Base)	242	20R-242448 (20R Cube Table)	225	2612 (Reflect)	148
1050029 (Table Base)	238	20R-243030 (20R Cube Table)	225	26122 (Reflect)	148
1050159 (Table Base)	239	20R-291818 (20R Cube Table)	225	26123 (Reflect)	148
1050659 (Table Base)	240	20R-292424 (20R Cube Table)	225	2613 (Reflect)	148
1050669 (Table Base)	241	2100 (Oaklok-Paragon)	255	262 (Planar)	132
1052000 (Table Acc.)	244	21011-M (Arc)	26	2621 (Reflect)	149
1052048 (Table Acc.)	244	21012-M (Arc)	26	2622 (Reflect)	149
1052060 (Table Acc.)	244	21013-M (Arc)	26	2623 (Reflect)	149
1052072 (Table Acc.)	244	21041-M (Arc)	30	263 (Planar)	132
1052802 (Table Acc.)	244	21042-M (Arc)	30	2631 (Reflect)	150
1059999 (Table Acc.)	244	21043-M (Arc)	30	2632 (Reflect)	150
1801-IW-LE (Loop)	126	21101-OT (Arc)	24	26322 (Reflect)	150
1801-IW-M (Loop)	126	21110-2T (Arc)	24	26323 (Reflect)	150
1801-IW-RE (Loop)	127	21110-3T (Arc)	24	2633 (Reflect)	150
1801-LE (Loop)	126	21110-CA (Arc)	26	2641 (Reflect)	151
1801-M (Loop)	126	21110-FS (Arc)	29	2641L (Reflect)	152
1801-OW-LE (Loop)	126	21110-LA (Arc)	26	2642 (Reflect)	151
1801-OW-M (Loop)	126	21110-RA (Arc)	26	26422 (Reflect)	151
1801-OW-RE (Loop)	127	21111 (Arc)	24	26423 (Reflect)	151
1801-RE (Loop)	127	21112 (Arc)	24	2642L (Reflect)	152
2022200 (Oaklok-Paragon)	253	21113 (Arc)	24	2643 (Reflect)	151
2022300 (Oaklok-Paragon)	253	21122 (Arc)	25	2643L (Reflect)	152
2072100 (Oaklok-Paragon)	255	21123 (Arc)	25	27-161717 (Flow)	115, 222
2072104 (Oaklok-Paragon)	255	21132 (Arc)	28	27-161734 (Flow)	115, 222
2072108 (Oaklok-Paragon)	255	21133 (Arc)	28	27000-CT (Flow)	115
2072111 (Oaklok-Paragon)	255	21140-2T (Arc)	27	27000-ET (Flow)	115
2072118 (Oaklok-Paragon)	255	21140-3T (Arc)	27	27000-ST (Flow)	115
2072128 (Oaklok-Paragon)	255	21140-CA (Arc)	30	27110-2 (Flow)	113
2072131 (Oaklok-Paragon)	255	21140-LA (Arc)	30	27110-3 (Flow)	113
2090011 (Oaklok-Paragon)	256	21140-RA (Arc)	30	27111 (Flow)	113
2090012 (Oaklok-Paragon)	256	21141 (Arc)	27	27120-2 (Flow)	113
2090013 (Oaklok-Paragon)	256	21142 (Arc)	27	27120-3 (Flow)	113
2090014 (Oaklok-Paragon)	256	21143 (Arc)	27	27121 (Flow)	113
20C-1518 (20C Cylinder Table)	223	21151 (Arc)	25	27210-2 (Flow)	114
20C-1524 (20C Cylinder Table)	223	21152 (Arc)	25	27210-3 (Flow)	114
20C-1530 (20C Cylinder Table)	223	21153 (Arc)	25	27211 (Flow)	114
20C-1536 (20C Cylinder Table)	223	21161 (Arc)	28	27220-2 (Flow)	114
20C-2018 (20C Cylinder Table)	223	21162 (Arc)	28	27220-3 (Flow)	114
20C-2024 (20C Cylinder Table)	223	21163 (Arc)	28	27221 (Flow)	114
20C-2030 (20C Cylinder Table)	223	21171 (Arc)	25	28-D (Transom)	184
20C-2418 (20C Cylinder Table)	223	21181 (Arc)	27	28-GG (Transom)	184
20C-2424 (20C Cylinder Table)	223	2132101 (Oaklok-Paragon)	255	280-2T (Planar)	133
20C-2430 (20C Cylinder Table)	223	2132102 (Oaklok-Paragon)	255	280-3T (Planar)	133
20C-2918 (20C Cylinder Table)	223	2132103 (Oaklok-Paragon)	255	281 (Planar)	133
20C-2924 (20C Cylinder Table)	223	21741 (Arc)	29	2811 (Transom)	184
20R-151818 (20R Cube Table)	224	21761 (Arc)	29	2811B (Transom)	184

index

2811C (Transom)	184	32251G24 (Capital)	86	32741W (Capital)	71
282 (Planar)	133	32251L (Capital)	72	32741WB30 (Capital)	71
2821 (Transom)	183	32251LG20 (Capital)	88	32781U (Capital)	72
2821B (Transom)	183	32251LG22 (Capital)	88	32781UB30 (Capital)	72
2821C (Transom)	183	32251LG24 (Capital)	88	32781W (Capital)	72
283 (Planar)	133	32292L (Capital)	67	32781WB30 (Capital)	72
2831 (Transom)	183	32293L (Capital)	67	32841 (Capital)	91
2831B (Transom)	183	32400-CT (Capital)	78	32841U (Capital)	92
2831C (Transom)	183	32400-ET (Capital)	78	32841W (Capital)	91
3080001 (Unity)	260	32400-ST (Capital)	78	32900-HR (Capital)	90
3080005 (Unity)	260	32410U-CA (Capital)	76	32900-RM (Capital)	90
3080006 (Unity)	260	32410U-LA (Capital)	76	32981 (Capital)	89
3080007 (Unity)	260	32410U-LT (Capital)	76	32981U (Capital)	90
3080008 (Unity)	260	32410U-RA (Capital)	76	32981W (Capital)	89
3080009 (Unity)	260	32410U-RT (Capital)	76	32W841 (Capital)	91
3080378 (Unity)	260	32410W-CA (Capital)	75	32W841U (Capital)	92
3090015 (Unity)	261	32410W-LA (Capital)	75	32W841W (Capital)	91
3090016 (Unity)	261	32410W-LT (Capital)	75	32W900-HR (Capital)	90
3090017 (Unity)	261	32410W-RA (Capital)	75	32W981 (Capital)	89
3090018 (Unity)	261	32410W-RT (Capital)	75	32W981U (Capital)	90
3090019 (Unity)	261	32440-2TU (Capital)	70	32W981W (Capital)	89
3090020 (Unity)	261	32440-2TW (Capital)	69	3306120 (Unity)	257
3130006 (Unity)	260	32440-3TU (Capital)	70	3306140 (Unity)	257
3130007 (Unity)	260	32440-3TW (Capital)	69	3306160 (Unity)	257
3130330 (Unity)	260	32441H22U (Capital)	85	3306420 (Unity)	258
3130336 (Unity)	260	32441H22W (Capital)	85	3306440 (Unity)	258
3170001 (Unity)	260	32441H24U (Capital)	85	3306460 (Unity)	258
3170002 (Unity)	260	32441H24W (Capital)	85	3306720 (Unity)	259
32-161938 (Capital)	84, 221	32441U (Capital)	70	3306740 (Unity)	259
32-201919 (Capital)	84, 221	32442U (Capital)	70	3306760 (Unity)	259
32041-M (Capital)	73	32443U (Capital)	70	35-161941 (Capital)	84, 221
32041B30-M (Capital)	73	32441W (Capital)	68	35-202121 (Capital)	84, 221
32042-M (Capital)	73	32441WB30 (Capital)	68	35100-CT (Capital)	83
32043-M (Capital)	73	32442W (Capital)	68	35100-ET (Capital)	83
32100-CT (Capital)	78	32443W (Capital)	68	35100-ST (Capital)	83
32100-ET (Capital)	78	32610L-CA (Capital)	77	35210-2T (Capital Lounge)	79
32100-ST (Capital)	78	32610L-LA (Capital)	77	35210-3T (Capital Lounge)	79
32151G20 (Capital)	86	32610L-LT (Capital)	77	35210-CA (Capital)	82
32151G22 (Capital)	86	32610L-RA (Capital)	77	35210-LA (Capital)	82
32151G24 (Capital)	86	32610L-RT (Capital)	77	35210-LT (Capital)	82
32151LG20 (Capital)	87	32640-2TL (Capital)	66	35210-RA (Capital)	82
32151LG22 (Capital)	87	32640-3TL (Capital)	66	35210-RT (Capital)	82
32151LG24 (Capital)	87	32641L (Capital)	65	35211 (Capital Lounge)	79
32210L-CA (Capital)	74	32642L (Capital)	65	35211-M (Capital)	81
32210L-LA (Capital)	74	32643L (Capital)	65	35212 (Capital Lounge)	79
32210L-LT (Capital)	74	32651G20 (Capital)	87	35212-M (Capital)	81
32210L-RA (Capital)	74	32651G22 (Capital)	87	35213 (Capital Lounge)	79
32210L-RT (Capital)	74	32651G24 (Capital)	87	35213-M (Capital)	81
32240-2TL (Capital)	66	32651LG20 (Capital)	88	35220-2T (Capital Lounge)	80
32240-3TL (Capital)	66	32651LG22 (Capital)	88	35220-3T (Capital Lounge)	80
32241L (Capital)	65	32651LG24 (Capital)	88	35221 (Capital Lounge)	80
32242L (Capital)	65	32692L (Capital)	67	35221-M (Capital)	81
32243L (Capital)	65	32693L (Capital)	67	35222 (Capital Lounge)	80
32251G20 (Capital)	86	32741U (Capital)	71	35222-M (Capital)	81
32251G22 (Capital)	86	32741UB30 (Capital)	71	35223 (Capital Lounge)	80

index

35223-M (Capital)	81	37711B30 (Arris)	42	41140-3T (Braun)	47
37-162040 (Arris)	40, 221	37711B40 (Arris)	42	41141 (Braun)	47
37-212020 (Arris)	40, 221	37771 (Arris)	34	41142 (Braun)	47
37100-CT (Arris)	39	37771B30 (Arris)	42	41143 (Braun)	47
37100-LET (Arris)	39	37771B40 (Arris)	42	41160-2T (Braun)	48
37100-RET (Arris)	39	37841 (Arris)	45	41160-3T (Braun)	48
37100-ST (Arris)	39	37841W (Arris)	45	41161 (Braun)	48
37111-M (Arris)	35	37900-RM (Arris)	44	41162 (Braun)	48
37111B30-M (Arris)	43	37981 (Arris)	44	41163 (Braun)	48
37111B40-M (Arris)	43	37981W (Arris)	44	41181 (Braun)	47
37112-M (Arris)	35	37W841 (Arris)	45	41200-CT (Braun)	51
37113-M (Arris)	35	37W841W (Arris)	45	41200-ET (Braun)	51
37192-M (Arris)	35	37W981 (Arris)	44	41200-ST (Braun)	51
37193-M (Arris)	35	37W981W (Arris)	44	4152101 (Oaklok-Paragon)	254
37210-2T (Arris)	32	4011305 (Chancel Series II)	263	4152102 (Oaklok-Paragon)	254
37210-3T (Arris)	32	4011315 (Chancel Series III)	266	4152103 (Oaklok-Paragon)	254
37210-CA (Arris)	37	4013100 (Chancel Series IV)	269	4171305 (Chancel Series II)	262
37210-LA (Arris)	37	4013600 (Chancel Series VI)	272	4171306 (Chancel Series III)	265
37210-LT (Arris)	37	4021305 (Chancel Series II)	264	4171309 (Chancel Series II)	262
37210-RA (Arris)	37	4021306 (Chancel Series III)	268	4171315 (Chancel Series III)	265
37210-RT (Arris)	37	4023100 (Chancel Series IV)	270	4171326 (Chancel Series II)	262
37211 (Arris)	31	4041305 (Chancel Series II)	263	4171338 (Chancel Series III)	265
37211B30 (Arris)	41	4041306 (Chancel Series III)	267	4171365 (Chancel Series III)	265
37211B40 (Arris)	41	4041307 (Chancel Series III)	267	4173100 (Chancel Series IV)	269
37212 (Arris)	31	4041315 (Chancel Series III)	266	4173300 (Chancel Series VI)	271
37213 (Arris)	31	4043100 (Chancel Series IV)	269	4173600 (Chancel Series VI)	271
37292 (Arris)	31	4043600 (Chancel Series VI)	272	42041-M (Curie)	108
37293 (Arris)	31	4081305 (Chancel Series II)	264	42042-M (Curie)	108
37400-CT (Arris)	39	4081306 (Chancel Series III)	268	42043-M (Curie)	108
37400-LET (Arris)	39	4081315 (Chancel Series III)	268	42110-CA (Curie)	109
37400-RET (Arris)	39	4083100 (Chancel Series IV)	270	42110-LA (Curie)	109
37400-ST (Arris)	39	4083600 (Chancel Series VI)	273	42110-LT (Curie)	109
37401-OT (Arris)	34	40A-161938L (E Series Table)	52, 64, 110, 221	42110-RA (Curie)	109
37410-2T (Arris)	33	40A-212020L (E Series Table)	52, 64, 110, 221	42110-RT (Curie)	109
37410-3T (Arris)	33	40S-161938L (E Series Table)	52, 64, 110, 221	42140-2T (Curie)	107
37410-CA (Arris)	38	40S-212020L (E Series Table)	52, 64, 110, 221	42140-3T (Curie)	107
37410-LA (Arris)	38	41041-M (Braun)	49	42141 (Curie)	107
37410-LT (Arris)	38	41042-M (Braun)	49	42142 (Curie)	107
37410-RA (Arris)	38	41043-M (Braun)	49	42143 (Curie)	107
37410-RT (Arris)	38	41061-M (Braun)	49	42181 (Curie)	107
37411 (Arris)	32	41062-M (Braun)	49	42200-CT (Curie)	108
37411-M (Arris)	36	41063-M (Braun)	49	42200-ET (Curie)	108
37411B30 (Arris)	41	41110-CA (Braun)	50	42200-ST (Curie)	108
37411B30-M (Arris)	43	41110-LA (Braun)	50	4271305-48 (Chancel Series II)	263
37411B40 (Arris)	41	41110-LT (Braun)	50	4271305-72 (Chancel Series II)	263
37411B40-M (Arris)	43	41110-RA (Braun)	50	4271305-96 (Chancel Series II)	264
37412 (Arris)	32	41110-RT (Braun)	50	4271315-48 (Chancel Series III)	267
37412-M (Arris)	36	4111305 (Chancel Series II)	262	4271315-72 (Chancel Series III)	267
37413 (Arris)	32	4111306 (Chancel Series III)	266	4271315-96 (Chancel Series III)	268
37413-M (Arris)	36	4111315 (Chancel Series III)	266	4273100-48 (Chancel Series IV)	269
37492 (Arris)	33	4112083 (Chancel Series IV)	269	4273100-72 (Chancel Series IV)	270
37492-M (Arris)	36	4112099 (Chancel Series VI)	271	4273100-96 (Chancel Series IV)	270
37493 (Arris)	33	4113100 (Chancel Series IV)	269	4273600-48 (Chancel Series VI)	272
37493-M (Arris)	36	4113600 (Chancel Series VI)	271	4273600-72 (Chancel Series VI)	272
37711 (Arris)	34	41140-2T (Braun)	47	4273600-96 (Chancel Series VI)	273

index

43041-M (Cannon)	62	50A-V1636 (50A Tables)	220	53411WB30 (Cove)	94
43042-M (Cannon)	62	50A-V1642 (50A Tables)	220	53411WB40 (Cove)	94
43043-M (Cannon)	62	50A-V2018 (50A Tables)	220	53471UB22 (Cove)	96
43110-CA (Cannon)	63	50A-V2020 (50A Tables)	220	53471UB30 (Cove)	96
43110-LA (Cannon)	63	50A-V202020 (50A Tables)	220	53471WB22 (Cove)	96
43110-LT (Cannon)	63	50A-V2024 (50A Tables)	220	53471WB30 (Cove)	96
43110-RA (Cannon)	63	50A-V202424 (50A Tables)	220	53981U (Cove)	102
43110-RT (Cannon)	63	50A-V2030 (50A Tables)	220	53981UP (Cove)	104
43140-2T (Cannon)	61	50A-V203030 (50A Tables)	220	53981UPT (Cove)	106
43140-3T (Cannon)	61	50A-V2036 (50A Tables)	220	53981W (Cove)	102
43141 (Cannon)	61	50A-V2042 (50A Tables)	220	53981WP (Cove)	104
43142 (Cannon)	61	50A-V2418 (50A Tables)	220	53981WPT (Cove)	106
43143 (Cannon)	61	50A-V2420 (50A Tables)	220	53H981U (Cove)	103
43200-CT (Cannon)	62	50A-V2424 (50A Tables)	220	53H981UP (Cove)	105
43200-ET (Cannon)	62	50A-V242424 (50A Tables)	220	53H981W (Cove)	103
43200-ST (Cannon)	62	50A-V2430 (50A Tables)	220	53H981WP (Cove)	105
4321305 (Chancel Series II)	264	50A-V2436 (50A Tables)	220	53L411U (Cove)	99
4321307 (Chancel Series III)	268	50A-V2442 (50A Tables)	220	53L412U (Cove)	99
4323100 (Chancel Series IV)	270	50A-V291848 (50A Tables)	220	53L413U (Cove)	99
4700-01 (4700 Tables)	218	50A-V291854 (50A Tables)	220	53L411W (Cove)	99
4700-03 (4700 Tables)	218	50A-V291860 (50A Tables)	220	53L412W (Cove)	99
4700-05 (4700 Tables)	218	51131 (Portal)	142	53L413W (Cove)	99
4700-13 (4700 Tables)	218	51132 (Portal)	142	53W981U (Cove)	102
4700-15 (4700 Tables)	218	51133 (Portal)	142	53W981UP (Cove)	104
50A-L1618 (50A Tables)	219	51161 (Portal)	143	53W981UPT (Cove)	106
50A-L1620 (50A Tables)	219	51162 (Portal)	143	53W981W (Cove)	102
50A-L162048 (50A Tables)	219	51163 (Portal)	143	53W981WP (Cove)	104
50A-L1624 (50A Tables)	219	51171 (Portal)	142	53W981WPT (Cove)	106
50A-L1630 (50A Tables)	219	51172 (Portal)	142	53WH981U (Cove)	103
50A-L1636 (50A Tables)	219	51173 (Portal)	142	53WH981UP (Cove)	105
50A-L1642 (50A Tables)	219	51181 (Portal)	143	53WH981W (Cove)	103
50A-L2018 (50A Tables)	219	51182 (Portal)	143	53WH981WP (Cove)	105
50A-L2020 (50A Tables)	219	51183 (Portal)	143	54-162440 (Versant)	195, 222
50A-L202020 (50A Tables)	219	52111 (Scroll)	155	54-162440NR (Versant)	195, 222
50A-L2024 (50A Tables)	219	52112 (Scroll)	155	54-2023 (Versant)	195, 222
50A-L202424 (50A Tables)	219	52113 (Scroll)	155	54-2023NR (Versant)	195, 222
50A-L2030 (50A Tables)	219	53-162442 (Cove)	100, 221	54151UG20 (Versant)	196
50A-L203030 (50A Tables)	219	53-222424 (Cove)	100, 221	54151UG22 (Versant)	196
50A-L2036 (50A Tables)	219	53410-2TU (Cove)	95	54151UG24 (Versant)	196
50A-L2042 (50A Tables)	219	53410-2TW (Cove)	94	54151ULG20 (Versant)	197
50A-L2418 (50A Tables)	219	53410-3TU (Cove)	95	54151ULG22 (Versant)	197
50A-L2420 (50A Tables)	219	53410-3TW (Cove)	94	54151ULG24 (Versant)	197
50A-L2424 (50A Tables)	219	53410UB-CA (Cove)	98	54151WG20 (Versant)	196
50A-L242424 (50A Tables)	219	53410UB-LA (Cove)	98	54151WG22 (Versant)	196
50A-L2430 (50A Tables)	219	53410UB-RA (Cove)	98	54151WG24 (Versant)	196
50A-L2436 (50A Tables)	219	53410WB-CA (Cove)	98	54151WLG20 (Versant)	197
50A-L2442 (50A Tables)	219	53410WB-LA (Cove)	98	54151WLG22 (Versant)	197
50A-L291848 (50A Tables)	219	53410WB-RA (Cove)	98	54151WLG24 (Versant)	197
50A-L291854 (50A Tables)	219	53411B22-M (Cove)	97	54251UG20 (Versant)	198
50A-L291860 (50A Tables)	219	53411B30-M (Cove)	97	54251UG22 (Versant)	198
50A-V1618 (50A Tables)	220	53411B40-M (Cove)	97	54251UG24 (Versant)	198
50A-V1620 (50A Tables)	220	53411UB22 (Cove)	95	54251ULG20 (Versant)	199
50A-V162048 (50A Tables)	220	53411UB30 (Cove)	95	54251ULG22 (Versant)	199
50A-V1624 (50A Tables)	220	53411UB40 (Cove)	95	54251ULG24 (Versant)	199
50A-V1630 (50A Tables)	220	53411WB22 (Cove)	94	54251WG20 (Versant)	198

index

54251WG22 (Versant)	198	54981UP (Versant)	203	62266 (sleepToo)	161
54251WG24 (Versant)	198	54981UPT (Versant)	205	62266T (sleepToo)	162
54251WLG20 (Versant)	199	54981W (Versant)	201	62269 (sleepToo)	161
54251WLG22 (Versant)	199	54981WP (Versant)	203	62269T (sleepToo)	162
54251WLG24 (Versant)	199	54981WPT (Versant)	205	62272 (sleepToo)	161
54400-CT (Versant)	193	54H981U (Versant)	202	62272T (sleepToo)	162
54400-CTNR (Versant)	193	54H981UP (Versant)	204	62275 (sleepToo)	161
54400-ET (Versant)	193	54H981W (Versant)	202	62275T (sleepToo)	162
54400-ETNR (Versant)	193	54H981WP (Versant)	204	62278 (sleepToo)	161
54400-ST (Versant)	193	54L211W (Versant)	194	62278T (sleepToo)	162
54400-STNR (Versant)	193	54L212W (Versant)	194	6300001 (Trace)	182, 222
54410-2TU (Versant)	186	54L213W (Versant)	194	6300002 (Trace)	182, 222
54410-2TW (Versant)	185	54W981U (Versant)	201	6300051 (Trace)	182, 222
54410-3TU (Versant)	186	54W981UP (Versant)	203	6300052 (Trace)	182, 222
54410-3TW (Versant)	185	54W981UPT (Versant)	205	634100 (Trace)	181
54410UB-CA (Versant)	192	54W981W (Versant)	201	6341122 (Trace)	179
54410UB-LA (Versant)	192	54W981WP (Versant)	203	6341130 (Trace)	179
54410UB-LT (Versant)	192	54W981WPT (Versant)	205	6341140 (Trace)	179
54410UB-RA (Versant)	192	54WH981U (Versant)	202	6347122 (Trace)	181
54410UB-RT (Versant)	192	54WH981UP (Versant)	204	6347130 (Trace)	181
54410WB-CA (Versant)	191	54WH981W (Versant)	202	6350100 (Trace)	180
54410WB-LA (Versant)	191	54WH981WP (Versant)	204	6351122 (Trace)	178
54410WB-LT (Versant)	191	59111HC (Cavetto)	93	6351130 (Trace)	178
54410WB-RA (Versant)	191	59112HC (Cavetto)	93	6351140 (Trace)	178
54410WB-RT (Versant)	191	59113HC (Cavetto)	93	6357122 (Trace)	180
54411B22-M (Versant)	190	60066 (Allay)	20	6357130 (Trace)	180
54411B30-M (Versant)	190	60069 (Allay)	20	64-OT (Rally)	147
54411B40-M (Versant)	190	60072 (Allay)	20	64-CT-OT (Rally)	147
54411UB22 (Versant)	186	60075 (Allay)	20	64111HC (Rally)	145
54411UB30 (Versant)	186	60078 (Allay)	20	64121HC (Rally)	146
54411UB40 (Versant)	186	60166 (Allay)	21	64131HC (Rally)	145
54411WB22 (Versant)	185	60169 (Allay)	21	64141HC (Rally)	146
54411WB30 (Versant)	185	60172 (Allay)	21	64241HC (Rally)	146
54411WB40 (Versant)	185	60175 (Allay)	21	64311HC (Rally)	145
54471UB22 (Versant)	188	60178 (Allay)	21	64321HC (Rally)	146
54471UB30 (Versant)	188	60266 (Allay)	22	64331HC (Rally)	145
54471WB22 (Versant)	188	60269 (Allay)	22	64341HC (Rally)	146
54471WB30 (Versant)	188	60272 (Allay)	22	64401HC (Rally)	147
54711UB22 (Versant)	187	60275 (Allay)	22	64441HC (Rally)	147
54711UB30 (Versant)	187	60278 (Allay)	22	64500 (Rally)	147
54711UB40 (Versant)	187	60366 (Allay)	23	64500 5+ (Rally)	147
54711WB22 (Versant)	187	60369 (Allay)	23	7010522 (Table Base)	237
54711WB30 (Versant)	187	60372 (Allay)	23	7010526 (Table Base)	237
54711WB40 (Versant)	187	60375 (Allay)	23	7010532 (Table Base)	237
54771UB22 (Versant)	189	60378 (Allay)	23	7010539 (Table Base)	237
54771UB30 (Versant)	189	62166 (sleepToo)	159	7011022 (Table Base)	237
54771WB22 (Versant)	189	62166T (sleepToo)	160	7011026 (Table Base)	237
54771WB30 (Versant)	189	62169 (sleepToo)	159	7011032 (Table Base)	237
54841U24 (Versant)	206	62169T (sleepToo)	160	7011039 (Table Base)	237
54841U30 (Versant)	206	62172 (sleepToo)	159	7011070 (Kidz)	118
54841U48 (Versant)	206	62172T (sleepToo)	160	7011079 (Table Base)	237
54841W24 (Versant)	206	62175 (sleepToo)	159	7011080 (Table Base)	237
54841W30 (Versant)	206	62175T (sleepToo)	160	7011089 (Table Base)	237
54841W48 (Versant)	206	62178 (sleepToo)	159	7011090 (Table Base)	237
54981U (Versant)	201	62178T (sleepToo)	160	7011101 (Laurelwood, Wedgewood)	125, 211

index

7011102 (Laurelwood, Wedgewood) . . .	125, 211	7028202 (Plyfold)	134	7074333 (Plylok)	139
7011232 (Table Acc.)	244	7028204 (Plyfold)	134	7074334 (Plylok)	139
7011236 (Table Acc.)	244	7028730 (Vantage)	250	7074335 (Plylok)	139
7011242 (Table Acc.)	244	7028731 (Vantage)	250	7074340 (Vantage)	252
7011248 (Table Acc.)	244	7028735 (Vantage)	250	7094005 (Plylok)	274
7012022 (Table Base)	237	7028737 (Vantage)	251	7094027 (Vantage)	252
7012026 (Table Base)	237	7028739 (Vantage)	251	7094031 (Duroply)	274
7012032 (Table Base)	237	7028742 (Plylok)	136	7094038 (Plylok)	274
7013614 (3600 Tables)	214	7028744 (Plylok)	136	7094041 (Regal III)	274
7013615 (3600 Tables)	214	7028749 (Plylok)	136	7094047 (Regal III)	274
7013616 (3600 Tables)	214	7028763 (Kindred)	119	7110651 (Trey-G)	247
7014500 (4500 Tables)	215	7028764 (Kindred)	119	7121420 (Grille)	116
7014501 (4500 Tables)	215	7028843 (Plylok)	136	7121421 (Grille)	116
7014502 (4500 Tables)	215	7029800 (Autumn)	46	7121430 (Deli)	111
7014503 (4500 Tables)	215	7032000 (Plylok)	139	7121431 (Deli)	111
7014504 (4500 Tables)	215	7032000 (Regal III, Chapel)	154, 275	7121500 (Parlor)	131
7014505 (4500 Tables)	215	7034126 (Plyfold)	135	7121502 (Parlor)	131
7014520 (4500 Tables)	216	7034127 (Plyfold)	135	7121504 (Parlor)	131
7014521 (4500 Tables)	216	7050001 (Kidz)	118	7121506 (Parlor)	131
7014522 (4500 Tables)	216	7050016 (Table Tops)	229	7123712 (Plylok)	140
7014523 (4500 Tables)	216	7050276 (Table Tops)	231	7128744 (Plylok)	140
7014524 (4500 Tables)	216	7050283 (Table Tops)	233	7130330 (Vantage)	252
7014525 (4500 Tables)	216	7050285 (Table Tops)	233	7130331 (Vantage)	252
7014600 (4600 Tables)	217	7050287 (Table Tops)	232	7130336 (Vantage)	252
7014601 (4600 Tables)	217	7050288 (Table Tops)	234	7130340 (Vantage)	252
7014602 (4600 Tables)	217	7050292 (Table Tops)	232	7130341 (Vantage)	252
7014603 (4600 Tables)	217	7050294 (Table Tops)	234	7130346 (Vantage)	252
7014604 (4600 Tables)	217	7050296 (Table Tops)	235	7130356 (Plylok)	275
7014605 (4600 Tables)	217	7050530 (Table Tops)	231	7144014 (Duroply)	275
7020140 (Mission)	128	7050536 (Table Tops)	230	7144014 (Plylok)	139
7020142 (Mission)	128	7050576 (Table Tops)	230	7144022 (Plylok)	139
7020144 (Mission)	128	7050602 (Table Tops)	236	7144022 (Laurelwood, Wedgewood) . .	125, 211
7020651 (Trey-G)	247	7050706 (Table Tops)	229	7170003 (Plyfold)	135
7020653 (Encore-G)	246	7070005 (Plylok)	139, 275	7190004 (Plyfold)	135
7020712 (Kidz)	118	7070007 (Regal III)	275	7190005 (Plylok)	139
7020714 (Kidz)	118	7070008 (Regal III)	275	7190006 (Plylok)	139
7020716 (Kidz)	118	7070009 (Laurelwood, Wedgewood) . . .	125, 211	7190010 (Duroply, Horizon)	275, 117
7020718 (Kidz)	118	7070010 (Plylok)	139	7190012 (Plyfold)	135
7021420 (Grille)	116	7070012 (Vantage)	252	7200650 (Trey-G)	247
7021421 (Grille)	116	7070013 (Vantage)	252	7200651 (Trey-G)	247
7021430 (Deli)	111	7070014 (Vantage)	252	7223712 (Plylok)	140
7021431 (Deli)	111	7070015 (Vantage)	252	7228744 (Plylok)	140
7021500 (Parlor)	130	7070016 (Duroply)	275	7320140 (Mission)	129
7021502 (Parlor)	130	7070017 (Duroply)	275	7320142 (Mission)	129
7021504 (Parlor)	130	7074105 (Plylok)	275	7320144 (Mission)	129
7021506 (Parlor)	130	7074132 (Vantage)	252	7320651 (Trey-G)	247
7023201 (Plyfold)	134	7074134 (Vantage)	252	7320653 (Encore-G)	246
7023711 (Plylok)	137	7074142 (Vantage)	252	7324001 (Laurelwood)	120
7023712 (Plylok)	137	7074152 (Plylok)	275	7324002 (Laurelwood)	121
7023715 (Plylok)	137	7074162 (Plylok)	275	7324003 (Laurelwood)	122
7023763 (Kindred)	119	7074302 (Vantage)	252	7324004 (Wedgewood)	207
7024007 (Laurelwood, Wedgewood) . . .	122, 209	7074303 (Plylok)	275	7324005 (Wedgewood)	208
7024008 (Laurelwood, Wedgewood) . . .	122, 209	7074330 (Plylok)	139	7324006 (Wedgewood)	209
7026053 (Regal III)	154	7074331 (Plylok)	139	7324007 (Laurelwood)	122
7028201 (Plyfold)	134	7074332 (Plylok)	139	7324008 (Laurelwood)	122

index

7324009 (Wedgewood)	209	9110-2T (Tetra)	163	9951B40-M (Tetra)	177
7324010 (Wedgewood)	209	9110-3T (Tetra)	163	9952 (Tetra)	167
7324011 (Laurelwood)	120	9110-CA (Tetra)	171	9952-M (Tetra)	169
7324012 (Laurelwood)	120	9110-LA (Tetra)	171	9953 (Tetra)	167
7324013 (Laurelwood)	121	9110-LT (Tetra)	171	9953-M (Tetra)	169
7324014 (Laurelwood)	121	9110-RA (Tetra)	171	C01-1 (Bridge Garrett)	55
7324015 (Laurelwood)	120	9110-RT (Tetra)	171	C01-2 (Bridge Garrett)	55
7324018 (Laurelwood)	120	9111 (Tetra)	163	C01-3 (Bridge Garrett)	55
7324022 (Laurelwood)	121	9111-M (Tetra)	168	C01-OT (Bridge Garrett)	55
7324025 (Laurelwood)	121	9111B30 (Tetra)	174	C06-1 (Bridge Lafayette)	56
7324029 (Wedgewood)	207	9111B30-M (Tetra)	176	C06-2 (Bridge Lafayette)	56
7324030 (Wedgewood)	207	9111B40 (Tetra)	174	C06-3 (Bridge Lafayette)	56
7324031 (Wedgewood)	208	9111B40-M (Tetra)	176	C06-OT (Bridge Lafayette)	56
7324032 (Wedgewood)	208	9112 (Tetra)	163	C07-1 (Bridge Rockport)	58
7324033 (Wedgewood)	207	9112-M (Tetra)	168	C07-2 (Bridge Rockport)	58
7324036 (Wedgewood)	207	9112-SC (Tetra)	164	C07-3 (Bridge Rockport)	58
7324040 (Wedgewood)	208	9113 (Tetra)	163	C07-OT (Bridge Rockport)	58, 59
7324043 (Wedgewood)	208	9113-M (Tetra)	168	C07W-1 (Bridge Rockport)	59
7324051 (Laurelwood)	123	9113-SC (Tetra)	164	C07W-2 (Bridge Rockport)	59
7324052 (Laurelwood)	123	9122 (Tetra)	164	C07W-3 (Bridge Rockport)	59
7324053 (Laurelwood)	123	9123 (Tetra)	164	C09-1 (Bridge Mitchell)	57
7324054 (Wedgewood)	210	9151 (Tetra)	165	C09-2 (Bridge Mitchell)	57
7324055 (Wedgewood)	210	9151-M (Tetra)	169	C09-3 (Bridge Mitchell)	57
7324056 (Wedgewood)	210	9151B30 (Tetra)	174	C09-OT (Bridge Mitchell)	57
7324057 (Laurelwood)	123	9151B30-M (Tetra)	177	C200-182042 (Bridge)	60, 221
7324058 (Wedgewood)	210	9151B40 (Tetra)	174	C200-212226 (Bridge)	60, 221
7324060 (Laurelwood)	124	9151B40-M (Tetra)	177	C30-1 (Bridge Auburn)	53
7324061 (Laurelwood)	124	9152 (Tetra)	165	C30-2 (Bridge Auburn)	53
7324062 (Laurelwood)	124	9152-M (Tetra)	169	C30-3 (Bridge Auburn)	53
7324063 (Wedgewood)	210	9153 (Tetra)	160	C30-OT (Bridge Auburn)	53, 54
7324064 (Wedgewood)	211	9153-M (Tetra)	169	C30W-1 (Bridge Auburn)	54
7324065 (Wedgewood)	211	9910-2T (Tetra)	166	C30W-2 (Bridge Auburn)	54
7324765 (Horizon)	117	9910-3T (Tetra)	166	C30W-3 (Bridge Auburn)	54
7324775 (Horizon)	117	9910-CA (Tetra)	172		
7326054 (Regal III)	154	9910-LA (Tetra)	172		
7328730 (Vantage)	250	9910-LT (Tetra)	172		
7328731 (Vantage)	250	9910-RA (Tetra)	172		
7328735 (Vantage)	250	9910-RT (Tetra)	172		
7328737 (Vantage)	251	9911 (Tetra)	165		
7328739 (Vantage)	251	9911-M (Tetra)	168		
7328748 (Plylok)	136	9911B30 (Tetra)	175		
7328749 (Plylok)	136	9911B30-M (Tetra)	176		
7328765 (Duroply)	112	9911B40 (Tetra)	175		
7328775 (Duroply)	112	9911B40-M (Tetra)	176		
7329065 (Duroply)	112	9912 (Tetra)	165		
7329075 (Duroply)	112	9912-M (Tetra)	168		
7329800 (Autumn)	46	9913 (Tetra)	165		
7573701 (Plylok)	141	9913-M (Tetra)	168		
7578400 (Plylok)	141	9922 (Tetra)	166		
7578702 (Plylok)	141	9923 (Tetra)	166		
9010-CT (Tetra)	173	9951 (Tetra)	167		
9010-ST-20 (Tetra)	173	9951-M (Tetra)	169		
9010-ST-24 (Tetra)	173	9951B30 (Tetra)	175		
9012-SC (Tetra)	170	9951B30-M (Tetra)	177		
9013-SC (Tetra)	170	9951B40 (Tetra)	175		

WIELAND

PO Box 1000, Grabill, IN 46741
888.WIELAND f: 260.627.6496
wielandhealthcare.com

©2015 Sauder Manufacturing Co.